

## AW 50-40LE, 50-42LE

ILL#	Part#		QTY	REF#
<b>OVERHAUL KITS</b>				
NI.....	K59900.....	Overhaul Kit, AW50-40/50-42LE , 1989-E97 .....	1 .....	N/A
NI.....	K59900C.....	Overhaul Kit, AW50-40/50-42LE , L97-Up.....	1 .....	N/A
<b>MASTER L/STEEL KITS</b>				
NI.....	DKF5900S.....	Master L/Steels Kit, AW50-40/50-42LE, Volvo 850 '92-E97, S-80(2.4L), 93-E97, ..... Saab 900 1994-97, Opel, Vauxhall, Vectra & Omega 2.0, 1989-E97 .....	1 .....	N/A
NI.....	DK5900BS.....	Master L/Steels Kit, AW50-40/50-42LE, (33T 2nd Brake & 4.26" Dir. & U/D Fric) Volvo 850, ..... S-80(2.4L), S-70, Saab 9-3, 9-5 L97-E98, Opel, Vauxhall, Vectra & Omega 2.0, L97-98 .....	1 .....	N/A
NI.....	DK5900CS.....	Master L/Steels Kit, AW50-40/50-42LE (40T 2nd Brake & 4.50" Dir. & U/D Fric) Volvo 850, ..... S-80 (2.4L), S-70, Saab 9-3, 9-5 L98-03, Daewoo Leganza 1998-02, Opel, Vauxhall, ..... Vectra & Omega 99-03, Suzuki Aerio (2.3L) 2004-07 .....	1 .....	N/A
<b>MASTER W/STEELS KITS</b>				
NI.....	DKF5900.....	Master W/Steels Kit, AW50-40/50-42LE, Volvo 850 '92-E97, S-80(2.4L), 93-E97, ..... Saab 900 1994-97, Opel, Vauxhall, Vectra & Omega 2.0, 1989-E97 .....	1 .....	N/A
NI.....	DK5900B.....	Master W/Steels Kit, AW50-40/50-42LE, (33T 2nd Brake & 4.26" Dir. & U/D Fric) Volvo 850, ..... S-80(2.4L), S-70, Saab 9-3, 9-5 L97-E98, Opel, Vauxhall, Vectra & Omega 2.0, L97-98 .....	1 .....	N/A
NI.....	DK5900C.....	Master W/Steels Kit, AW50-40/50-42LE (40T 2nd Brake & 4.50" Dir. & U/D Fric) Volvo 850, ..... S-80 (2.4L), S-70, Saab 9-3, 9-5 L98-03, Daewoo Leganza 1998-02, Opel, Vauxhall, ..... Vectra & Omega 99-03, Suzuki Aerio (2.3L) 2004-07 .....	1 .....	N/A
<b>FILTERS</b>				
010.....	59710.....	Filter, AW50-40LE, 1989-Up.....	1 .....	90348726
010.....	59710B.....	Filter, AW50-42LE, Volvo S70 & Saab, 1999-Up.....	1 .....	TBA
<b>BANDS</b>				
022.....	59700.....	Band, 50-40/50-42LE Intermediate (1.471" Wide) (5 5/16" OD) 1989-Up.....	1 .....	5040735001U
<b>BUSHINGS</b>				
030.....	K59901.....	Bushing Kit, 50-40/50-42LE 1989-Up.....	1 .....	TBA
034.....	67001.....	Bushing, 50-40/50-42LE Front Pump, 1.62" OD, .518" Wide, 1989-Up .....	1 .....	TBA
037.....	59002.....	Bushing, 50-40/50-42LE, Stator / Pump Shaft, Front, No Groove, 1989-Up.....	1 .....	TBA
037.....	59002A.....	Bushing, 50-40/50-42LE, Stator / Pump Shaft, Rear, 1-Groove, 1989-Up.....	1 .....	TBA
040.....	59010.....	Bushing, 50-40LE, Underdrive Cl Drum, Front, 2-Grooves, 1.225" OD, 1989-Up.....	1 .....	TBA
040.....	59010A.....	Bushing, 50-40LE, Underdrive Cl Drum, Rear, No Grooves, 1.225" OD, 1989-Up.....	1 .....	TBA
040.....	59010B.....	Bushing, 50-42LE, Underdrive Cl Drum, Front & Rear, 1.340" OD, 1989-Up .....	2 .....	TBA
056.....	59017.....	Bushing, 50-40/50-42LE, Rear Sun Gear, .974" OD, .385" Wide, 1989-Up .....	2 .....	TBA
058.....	59015A.....	Bushing, 50-40/50-42LE, Rear Planet, Front, .500" Wide, No Groove, 1989-Up.....	1 .....	TBA
058.....	59015B.....	Bushing, 50-40/50-42LE, Rear Planet, Rear, .736" Wide, 1-Groove, 1989-Up .....	1 .....	TBA
<b>METAL CLAD SEALS</b>				
070.....	59151.....	Seal, 50-40/50-42LE, Pump, 1898-Up .....	1 .....	6843111-3
072.....	78197.....	Seal, 50-40/50-42LE Manual Shaft 1989-Up.....	1 .....	3520746-3
076.....	59152.....	Seal, 50-40/50-42LE Axle (Both Sides) 1.520" ID (2.483" OD)(Volvo) 1992-Up 89-Up .....	2 .....	6843112-1
076.....	59152A.....	Seal, 50-42LE Axle (Both Sides) (Opel) 1989-Up .....	2 .....	90342143
<b>FRICTIONS</b>				
102.....	59100.....	Friction, 50-40/50-42LE Underdrive Clutch (.067") (34 Teeth) (4.260" OD) 1989-Up.....	4 .....	TBA
102.....	59100C.....	Friction, 50-40/50-42LE Underdrive Clutch (.067") (34 Teeth) (4.482" OD) 1999-Up.....	4 .....	TBA
104.....	59102.....	Friction, 50-40/50-42LE 2nd Brake Clutch (.067") (33 Teeth) (6.302" OD) 1989-Up.....	3 .....	90348796
104.....	59102A.....	Friction, 50-40/50-40LE 2nd Brake Clutch (.067") (40 Teeth) (6.302" OD) 1999-Up.....	5-6 .....	TBA
104.....	59102B.....	Friction, 50-40/50-40LE 2nd Brake Clutch (.075") (40 Teeth) (6.302" OD) 1999-Up.....	4 .....	TBA
106.....	59100.....	Friction, 50-40/50-42LE Direct Clutch (.067") (34 Teeth) (4.260" OD) 1989-Up.....	4 .....	TBA
106.....	59100C.....	Friction, 50-40/50-42LE Direct Clutch (.067") (34 Teeth) (4.482" OD) 1999-Up.....	4 .....	TBA
108.....	59104.....	Friction, 50-40/50-42LE Forward Clutch (.067") (46 Teeth) (5.374" OD) 1989-Up .....	4 .....	90542936
112.....	59100.....	Friction, 50-40/50-42LE Coast Clutch (.067") 34 Teeth (4.260" OD) 1989-Up .....	4 .....	90542422
114.....	59108.....	Friction, 50-40/50-42LE Low/Reverse Clutch (.067") (33 Teeth) (6.302" OD) 1989-98.....	6 .....	90348808
114.....	59108B.....	Friction, 40-40/50-42LE Low/Reverse Clutch (.067") (40 Teeth) (6.302" OD) 1999-Up .....	6 .....	TBA
114.....	59108A.....	Friction, 50-40/50-42LE Low/Reverse Clutch (.075") (40 Teeth) (6.302" OD) 1999-Up .....	5 .....	TBA
NI.....	59114.....	Friction, 50-40/50-42LE Transfer Case (.059") (61 Teeth) (5.870" OD) 1989-Up.....	AR .....	TBA
119.....	K59BF.....	Friction Module, AW50-40/50-42LE (With 33 Teeth 2nd Brake Friction) 1989-98 .....	1 .....	TBA
119.....	K59CF.....	Friction Module, AW50-40/50-42LE (With 40 Teeth 2nd Brake Friction) 1999-Up .....	1 .....	TBA
119.....	K59CAF.....	Friction Module, AW50-42LM, 1999-Up.....	1 .....	TBA
<b>STEELS</b>				
122.....	59101.....	Steel, 50-40/50-42LE Underdrive Clutch (.071") (8 Teeth) (3.582" ID) 1989-98.....	4 .....	90348787
122.....	59101C.....	Steel, 50-40/50-42LE Underdrive Clutch (.098") (18 Teeth) (3.582" ID) 1999-Up .....	4 .....	TBA

## AW 50-40LE, 50-42LE

ILL#	Part#		QTY	REF#
122.....	59101CA.....	Steel, 50-40/50-40LE Underdrive Clutch Bottom (.125") (9 Teeth) (3.615" ID) 1989-Up.....	3.....	TBA
124.....	59103.....	Steel, 50-40/50-42LE 2nd Brake Clutch (.071") (10 Teeth) (5.661" ID) 1989-98.....	2.....	TBA
124.....	59103A.....	Steel, 50-40/50-42LE 2nd Brake Clutch (.098") (10 Teeth) (5.661" ID) 1989-98.....	2.....	90348795
124.....	59103B.....	Steel, 50-40/50-42LE 2nd Brake Clutch (.098") (10 Teeth) (5.538" ID) 1999-Up.....	2.....	TBA
124.....	59103C.....	Steel, 50-40/50-42LE 2nd Brake Clutch (.071") (10 Teeth) (5.538" ID) 1999-Up.....	2.....	TBA
126.....	59109.....	Steel, 50-40/50-42LE Direct Clutch (.071") (12 Teeth) (3.582" ID) 1989-98.....	4.....	90348774
126.....	59109B.....	Steel, 50-40/50-42LE Direct Clutch (.071") (18 Teeth) (3.582" ID) 1999-Up.....	4.....	TBA
128.....	59107.....	Steel, 50-40/50-42LE Forward Clutch (.071") (12 Teeth) (4.491" ID) 1989-Up.....	4.....	90348778
128.....	59107A.....	Steel, 50-40/50-42LE Fwd Clu (.077") (12T) (4.491" ID) 1989-Up (Use To Adjust Cl Pack).....	AR.....	90542937
132.....	59101.....	Steel, 50-40/50-42LE Coast Clu (.071") (8T) (3.582" ID) 1989-Up (Also UD Clu 1989-98).....	4-7.....	90348787
134.....	59105.....	Steel, 50-40/50-42LE Low/Reverse Clutch (.071") (15 Teeth) (5.661" ID) 1989-Up.....	4-5.....	90348807
NI.....	59113.....	Steel, 50-40/50-42LE Transfer Case (.059") (66 Teeth) (5.220" ID) 1989-Up.....	AR.....	TBA
139.....	K59S.....	Steel Module, 50-40/50-42LE (With 5.660" ID 2nd Brake Steels) 1989-98.....	1.....	TBA
139.....	K59BS.....	Steel Module, 50-40/50-42LE (With 5.540" ID 2nd Brake Steels) 1999-Up.....	1.....	TBA
139.....	K59CS.....	Steel Module, 50-42LM, 1999-Up.....	1.....	TBA
<b>PRESSURE PLATES</b>				
142.....	59715.....	Pressure Plate, 50-40LE Underdrive Clutch Top (18 Teeth) (.150") (3.582" ID) 1999-Up.....	1.....	TBA
142.....	59715A.....	Pressure Plate, 50-42LE Underdrive Clutch (.150") 8 Teeth (3.582" ID) 1989-98.....	1.....	TBA
144.....	59716A.....	Press Plate, 50-40LE 2nd Brake Top (.110" & .149" Stepped) (5.535" ID) (10T) 1999-Up.....	1.....	TBA
145.....	59716B.....	Pressure Plate, 50-42LE 2nd Brake Bottom (10 Teeth) (.142") (5.660" ID) 1989-98.....	1.....	TBA
146.....	59717A.....	Pressure Plate, 50-40/50-42LE Direct Clutch (.150") (12 Teeth) (3.580" ID) 1989-98.....	1.....	TBA
148.....	59718A.....	Press Plate, 50-40, 50-42LE Fwd Clutch Top (12T) (.151") (4.490" ID) (Stepped To .197").....	1.....	TBA
148.....	59718B.....	Pressure Plate, 50-40/50-42LE Forward Clutch Top (12 Teeth) .150" (4.490" ID).....	1.....	TBA
152.....	59719A.....	Pressure Plate, 50-40/50-42LE Coast Clutch Top (.138") 12 Spring Guides (8T) 1989-Up.....	1.....	TBA
155.....	59720A.....	Press Plate, 50-40LE Low/Rev Cl Top & Bottom (15T)(.150") (5.660" ID)(1 Wide Tooth).....	1-2.....	TBA
155.....	59720B.....	Press Plate, 50-42LE Low/Rev Cl Bottom (15 Teeth) (.143") (5.660" ID)(1 Wide Tooth).....	1.....	TBA
<b>SEALING RINGS</b>				
175.....	K59300.....	Ring Kit, 50-40/50-42LE 1989-Up.....	1.....	TBA
180.....	59301AT.....	Ring, 50-40/50-42LE Forward & Direct Drum Shaft (Small, Rear) Teflon (Butt Joint).....	1.....	TBA
181.....	59302A.....	Ring, 50-40/50-42LE Forward & Direct Clutch (Metal).....	3.....	TBA
<b>WASHERS &amp; BEARINGS</b>				
211.....	59401A.....	Washer, 50-40/50-42LE Stator To Sprag (3 Tab Plastic) (2.919" OD) (1.847" ID) 1999-Up.....	1.....	TBA
219.....	59402A.....	Wsh, 50-40/50-42LE Coast Cl Hub To 2nd Brk Hub (3 Tab Plastic) (.073", 3.023" OD, 2.213" ID).....	1.....	TBA
221.....	59403A.....	Washer, 50-42LE (3 Tab Plastic) .078" Thick (3.905" OD) (2.216" ID) 1999-Up.....	1.....	TBA
223.....	59415A.....	Bearing, 50-40LE Rear Cover (BKM131914J).....	1.....	TBA
223.....	59415B.....	Bearing, 50-42LE Forward & Direct Drum To Rear Cover (KOYO 13BKM1715J).....	1.....	TBA
231.....	59436A.....	Race, 50-40/50-42LE Fwd & Dir Drum To Rear Cover (.031" Thick) (.536" ID, 1.605" OD).....	1.....	TBA
232.....	59417A.....	Thrust Bearing, 50-42LE Fwd & Dir Drum To Rear Cover (.077" Thk) (.910" ID, 1.640" OD).....	1.....	TBA
233.....	59437A.....	Race, 50-40LE Fwd & Dir Drum To Rear Cov (.031") (.683" ID) (1.605" OD, .143" Thk At Lip).....	1.....	TBA
233.....	59437B.....	Race, 50-42LE Fwd & Dir Drum To Rear Cov (.031") (.601" ID) (1.605" OD, .143" Thk At Lip).....	1.....	TBA
234.....	59418A.....	Bearing W/Race, 50-40LE Rear Sun Gear To Drum (1.700" OD) (.870" ID) (.140" Thick).....	1.....	TBA
234.....	59718B.....	Bearing W/Races, 50-42LE Rear Sun Gear To Drum (1.645" OD) (.870" ID) (.140" Thick).....	1.....	TBA
235.....	59419A.....	Bearing W/Race, 50-40LE Rear Hub To Sun Gear (2.545" OD) (1.975" ID) (.110" Thick).....	1.....	TBA
235.....	59419B.....	Bearing W/Race, 50-42LE Rear Hub To Sun Gear (2.690" OD) (1.975" ID) (.109" Thick).....	1.....	TBA
236.....	59438A.....	Race, 50-40/50-42LE Rear Hub To Sun Gear (4 Legs) (.031" Thick) (2.903" OD) (2.090" ID).....	1.....	TBA
238.....	59420A.....	Bearing, 50-42LE Rear Planet To Hub (2.247" OD) (1.540" ID).....	1.....	TBA
239.....	59439A.....	Race, 50-42LE Rear Planet To Hub (2.120" OD) (1.545" ID).....	1.....	TBA
251.....	59421A.....	Bearing, 50-40/50-42LE Rear Hub To Planet (3.493" OD) (1.40" Thick) (2.900" ID).....	1.....	TBA
254.....	59422A.....	Bearing W/Races, 50-40LE Ring Gear Hub (Front) (2.275" OD) (1.732" ID) (.078" Thick W/ Lip).....	1.....	TBA
254.....	59422B.....	Bearing, 50-40/50-42LE Ring Gear To Hub Front (2.438" OD) (1.820" ID) (.108" Thick).....	1.....	TBA
255.....	59440A.....	Race, 50-40/50-42LE Ring Gear Hub Front (2.275" OD) (1.732" ID) (.078" Thick).....	1.....	TBA
256.....	59403A.....	Washer, 50-40/50-42LE Plastic (.100" Thick Edge Stepped) (3.846" ID) (4.780" OD).....	1.....	TBA
260.....	59423A.....	Brg W/Races, 50-40LE Underdrive Clu Drum To Case (2.248" OD) (1.345" ID) (.141" Thick).....	1.....	TBA
260.....	59423B.....	Bearing W/Races, 50-42LE Underdrive Drum To Case (2.248" OD) (1.435" ID) (.141" Thick).....	1.....	TBA
273.....	59441A.....	Race, 50-40/50-42LE Pinion To Bell Bearing (2.788" OD) (1.943" ID) (.072" Thick).....	1.....	TBA
274.....	59424A.....	Thrust Bearing, 50-42LE Pinion To Bell Bearing (2.785" OD) (1.933" ID) (.077" Thick).....	1.....	TBA
277.....	59978.....	Cup Race, 50-40/50-42LE Drive Transfer.....	1.....	TBA
279.....	59977A.....	Cone Bearing, 50-40/50-42LE Drive Transfer (30 Roller, 2.085" Id, .525" Thick, #NSK R-53-2).....	1-3.....	TBA
280.....	59978A.....	Cup Race, 50-40LE Driven Transfer Gear (2.990" OD) (.470" Thick) (R37-2-NSK).....	1.....	TBA
280.....	59978AA.....	Cup Race, 50-42LE Driven Transfer Gear (2.990" OD) (.510" Thick) (R37-4 NSK).....	1.....	TBA
281.....	59977AA.....	Cone Brg, 50-40LE Driven Transfer Gear And UD Planet (26 Rollers) (1.450" ID) (R37-2 NSK).....	1-2.....	TBA
281.....	59977AB.....	Cone Bearing, 50-42LE Driven Transfer Gear (27 Rollers) (1.450" ID) (R37-4 NSK).....	1.....	TBA
282.....	59978AB.....	Inner Race, 50-40/50-42LE Pinion Brg To Bell (1.789" OD) (.805" Thk) (KOYO 06NU0722C3).....	1.....	TBA
283.....	59425A.....	Roller Brg, 50-40/50-42LE Bell To UD Planet (2.795" OD) (.865" Thk) (RNU090722) (16 Roller).....	1.....	TBA
284.....	59426A.....	Caged Bearing, 50-42LE Underdrive Planet To Case (1.417" OD) (.900" Thick).....	1.....	TBA



## AW 50-40LE, 50-42LE

ILL#	Part#		QTY	REF#
288.....	59978AC.....	Cup Race, 50-42LE Differential To Bell (3.388" OD) (.766" Thick) (ST4286-N KOYO).....	1.....	TBA
289.....	59977AC.....	Cone Brg, 50-42LE Diff (Ring Gr Side) 24 Roller (1.650" ID) ST4286-N Koyo (.865" Inner Race).....	1.....	TBA
290.....	59442A.....	Shim, 50-42LE Differential To Case (3.363" OD) (1.770" OD) (.050" Thick).....	1.....	TBA
291.....	59978AD.....	Cup Race, 50-40/50-42LE Differential To Bell (3.150" OD) (ST4280-N KOYO).....	1.....	TBA
292.....	59977AD.....	Cone Bearing, 50-42LE Differential (Speed-o Side) 24 Rollers (1.650" ID) (ST428-N KOYO).....	1.....	TBA
293.....	59443A.....	Shim, 50-42LE Differential To Bell (2.280" ID) (.078" Thick) Selective.....	1.....	TBA
294.....	59427A.....	Bearing, 50-40/50-42LE Linkage (.710" OD) (.915" Long) DC501204 NSK).....	1.....	TBA
<b>GASKETS &amp; RUBBER COMPONENTS</b>				
300.....	59500.....	Gasket, AW50-40/42LE Pan, 1989-Up.....	1.....	TBA
311.....	89516.....	O-Ring, Front Pump, AW50-40/42LE, 1989-Up (All Except Daewoo).....	1.....	TBA
<b>TECHNICAL MANUALS</b>				
400.....	TMAW50-42LE.....	Technical Manual, 50-42LE.....	1.....	TBA
<b>ELECTRICAL COMPONENTS</b>				
410.....	59991.....	Switch, 50-40LE Neutral Safety (2 Bolt) (10 Wire Connector).....	1.....	TBA
421.....	59955.....	Solenoid, 50-40/42LE Shift A & B, Green Conn On Rear/Bottom Of Solenoid.....	2.....	5040310002N
421.....	59955A.....	Solenoid, 50-40/42LE Shift A & B, Brown Conn On Front/Snout End Of Solenoid.....	2.....	TBA
425.....	59954.....	Solenoid, 50-40/42LE Lock-Up.....	1.....	5040313001L
431.....	59946.....	Solenoid, 50-40/42LE EPC (Linear).....	1.....	6843784
446.....	59988.....	Wire Harness, 50-40LE Internal, 11-Wire Connector.....	1.....	TBA
446.....	59988A.....	Wire Harness, 50-40/50-42LE Internal, 17-Pin Conn W/ Neutral Safety Switch.....	1.....	TBA
<b>MISCELLANEOUS COMPONENTS</b>				
492.....	59628.....	Drain Plug, 50-40/50-42LE (Screen In) (.680" Long) (24 mm).....	1.....	TBA
<b>PUMPS &amp; PUMP COMPONENTS</b>				
510.....	59916A.....	Pump Body, 50-40/50-42LE (.422" Thick Gears) (8 Bolt Cast Iron).....	1.....	TBA
520.....	59915A.....	Pump Stator, 50-40/50-42LE (Aluminum) With 11 Rear Lugs (14 Bolts To Body) (Cast 906D).....	1.....	TBA
530.....	K59201A.....	Pump Gears, 50-40/50-42LE (.422" Thick).....	1.....	TBA
544.....	59919A.....	Pump Plate, 50-40/ 50-42LE (8 3/8" OD).....	1.....	TBA
<b>DRUMS &amp; CLUTCH HUBS</b>				
551.....	59732A.....	Drum, 50-40LE Underdrive Cl (32T Sun Gear) (3-Cl) (2.460" ID) 8 Holes, 4.900" OD, 18T Steels.....	1.....	TBA
551.....	59732AA.....	Drum, 50-42LE Underdrive (32T Sun Gear) (4-Cl) (2.460" ID) 8 Holes (4.900" OD) 8T Steels.....	1.....	TBA
554.....	59733AA.....	Drum, 50-40/50-42LE Forward & Direct Clutch (11-1/4" Long Shaft W/ 26 Splines).....	1.....	TBA
554.....	59733AB.....	Drum, 50-40/50-42LE Forward & Direct Clutch (11" Long Shaft W/ 20 Splines).....	1.....	TBA
561.....	K59762.....	Piston Kit, 50-40LE Underdrive Clutch (Snap Ring .039") (Retainer 18 Springs 3.107" OD).....	1.....	TBA
		(Piston 4.485" OD & 1.970" ID, .485" Thick Edge).....		
561.....	K59762A.....	Piston Kit, 50-42LE Underdrive Clutch (Snap Ring .039") (Retainer 18 Springs 3.107" OD).....	1.....	TBA
		(Piston 4.240" OD & 1.970" ID, .518" At Edge).....		
562.....	K59763A.....	Piston Kit, 50-40/50-42LE 2nd Brake (Piston Is .500" Thick, 6 3/16" OD)(3 Clutch) 1989-Up.....	1.....	TBA
562.....	K59763AA.....	Piston Kit, 50-40/50-42LE 2nd Brake (Piston Is .425" Thick, 5 13/16" OD)(4 Clutch) 1989-Up.....	1.....	TBA
564.....	K59764A.....	Piston Kit, 50-40/50-42LE Fwd & Dir Cl (.040 x 2.030 Snap Ring) (16 Springs, 3.125" OD.....	1.....	TBA
		Retainer) (Dir Cl Piston Is 4.188" OD x 1.855" ID) (Fwd Cl Piston Is 12 Lug 1.892" ID X 1.855").....		
567.....	K59765A.....	Piston Kit, 50-40/50-42LE Low/Reverse (1.222" Thick x 6 1/4" OD Piston).....	1.....	TBA
		(15 Spring Retainer) (Snap Ring is 1.775" Thick x 6 5/16" OD).....		
569.....	K59766A.....	Piston Kit, 50-42LE Coast Clutch (.652" Thick Piston x 4 1/4" OD) (15 Spring Retainer.....	1.....	TBA
		3 1/8" OD) (2.025" Snap Ring x .041" Thick).....		
572.....	59740A.....	Hub, 50-40/50-42LE (33 Teeth) (2.518" ID) 3 Holes Has Outer Sprag Race For ID).....	1.....	TBA
572.....	59740B.....	Hub, 50-40LE (40 Teeth) (2.518" ID Slots Cut In Teeth).....	1.....	TBA
579.....	59741A.....	Hub, 50-40/50-42LE W/ Inner Race (30T) (1.863" OD Race) 2 Sets Inner Splines (3 Holes).....	1.....	TBA
<b>PLANETS, RING GEARS &amp; SUN GEARS</b>				
584.....	59748.....	Planet, 50-40LE Rear.....	1.....	TBA
584.....	59748A.....	Planet, 50-40/50-42LE Rear (9 Gear Steel) (19 Teeth Gears).....	1.....	TBA
586.....	59749.....	Planet, 50-42LE Underdrive (7 5/8" Long Shaft).....	1.....	TBA
586.....	59749A.....	Planet, 50-42LE Underdrive (4 Gear) (8 1/4" Long) 16T Right Angle Gears (28 Clutch Teeth).....	1.....	TBA
586.....	59749B.....	Planet, 50-40LE Underdrive (4 Gear) (7 3/4" Long) 16T Right Angle Gears (28 Clutch Teeth).....	1.....	TBA
592.....	59758A.....	Ring Gear, 50-40/50-42LE Rear Planet (69 Teeth Right Angle) (1.083" Thick) 46 Lugs.....	1.....	TBA
594.....	59758B.....	Ring Gear, 50-40/50-42LE Rear (99 Teeth) (2.085" Thick) 33 Lugs.....	1.....	TBA
596.....	59759.....	Ring Gear, 50-40LE Underdrive Planet (63 Teeth Left Angle) (1.075" Thick).....	1.....	TBA
596.....	59759A.....	Ring Gear, 50-42LE Underdrive Planet (63 Teeth Left Angle) (1.235" Thick).....	1.....	TBA
602.....	59742.....	Rear Hub, 50-40LE (69 Teeth) (1.615" ID) 4 Holes (Machined Steel) Will Retro With 89602A.....	1.....	TBA
602.....	59742A.....	Rear Hub, 50-42LE Rear Planet (69 Teeth) (1.615" ID) 4 Holes (Stamped Steel).....	1.....	TBA
604.....	59743A.....	Ring Gear Hub, 50-40/50-42LE (99 Teeth) (4.740" ID).....	1.....	TBA
614.....	59759.....	Sun Gear, 50-40LE W/ 28T Clu Hub (27T Gear) (6 3/4" Long) (#234 Bearing Seat 1.715" OD).....	1.....	TBA
614.....	59759A.....	Sun Gear, 50-42LE Rear (W/ 28T Cl Hub) (27T Gear) (6 3/4") (#234 Brg Seat 1.675" OD).....	1.....	TBA

## AW 50-40LE, 50-42LE

ILL#	Part#		QTY	REF#
<b>SPRAGS &amp; ONE WAY CLUTCHES</b>				
640.....	K59725.....	Sprag Assembly, 50-42LE (32 Lugs) .....	1.....	TBA
650.....	59725.....	Sprag Element, 50-42LE (32 Lugs) (.475" Thick) .....	1.....	TBA
652.....	59726.....	Sprag, 50-40LE (18 Elements) (.525" Thick) (Can Use 97821A) .....	1.....	TBA
652.....	97821A.....	One Way Clutch, 50-40LE 2nd Sprag .....	1.....	TBA
652.....	59726A.....	Sprag, 50-42LE (22 Elements) (.525" Thick) .....	1.....	TBA
654.....	59727A.....	Sprag, 50-40/50-42LE (20 Lugs) (.525" Thick) .....	1.....	TBA
661.....	59730A.....	Outer Race, 50-42LE In Case (11 Lugs) (3.915" ID) .....	1.....	TBA
664.....	59729A.....	Inner Race, 50-40/50-42LE Sprag (4.075" OD) (.755" Thick) 4 Holes .....	1.....	TBA
694.....	59641.....	Retainer, 50-42LE Sprag (4 Legs) (.024" Thick) (3.600" ID) .....	1.....	TBA
<b>DIFFERENTIALS &amp; COMPONENTS</b>				
696.....	59943A.....	Crush Sleeve, 50-40/50-42LE Driven Transfer Gear (1.490" ID) (1.835" OD) .....	1.....	TBA
696B.....	59943B.....	Crush Sleeve, 50-40/50-42LE Drive Transfer Bearings (2.108" ID) (.480" Thick) .....	1.....	TBA
698.....	59624.....	Oil Deflector, 50-40LE Differential (3 Bolt Tin) (6 Oil Slots) .....	1.....	TBA
698.....	59624A.....	Oil Deflector, 50-42LE Differential (1/2" x 1" Notch On Small End) Will Work For 50-40LE .....	1.....	TBA
699.....	59625.....	Oil Deflector, 50-40/50-42LE Differential (2 Bolt With Elbow Finger) Bolts In Case .....	1.....	TBA
710.....	59809C.....	Gear, 50-42LE Transfer (57 Teeth) (1 Groove) (6 1/4" OD) .....	1.....	TBA
710.....	59809.....	Gear, 50-40LE Drive Transfer (65 Teeth) (2 Groove) Right Angle .....	1.....	TBA
711.....	59638.....	Sleeve, 50-40/50-42LE Drive Transfer Bearings Retainer (3.928" OD) (1.551" Thick) .....	1.....	TBA
712.....	59910AA.....	Gear, 50-42LE Driven Transfer (56 Teeth) Left Angle (1.928" Thick) .....	1.....	TBA
712.....	59910AB.....	Gear, 50-40LE Driven Transfer (65 Teeth) Left Angle (2 Grooves) .....	1.....	TBA
712.....	59910AC.....	Gear, 50-40LE Driven Transfer (69 Teeth) Left Angle (2 Grooves) .....	1.....	TBA
715.....	K59911AD.....	Differential Assy, 50-40LE (63T, 8-Bolt Ring Gear, 48T Reluctor) .....	1.....	TBA
716.....	59911AA.....	Differential Housing, 50-40LE (Plastic Speed-O Tube) 8 Bolt (5.215" Long Thru Center) .....	1.....	TBA
716.....	59911AB.....	Differential Housing, 50-42LE (Electric Pick-Up Type) (6.050" Long Thru Center) .....	1.....	TBA
716.....	59911AC.....	Diff Hsg, 50-42LE (No Speed-O) (1.090" Axle Bore) (6 1/16" Tall)(Uses A 12 Bolt Ring Gr) .....	1.....	TBA
716.....	59911AD.....	Differential Housing, 50-42LE (48 Teeth Reluctor) (1.090" Axle Bore) (6 1/16" Tall) .....	1.....	TBA
716.....	59911AE.....	Differential Housing, 50-40LE (26 Teeth Plastic Speed-O) (1.070" Axle Bore) (5 5/16" Tall) .....	1.....	TBA
716.....	59911AD.....	Differential Hsg, 50-42LE (No Speed-O) AWD (Uses 4 Short Cross Pins) 27 Roller Bearing .....	1.....	TBA
		On Housing Side, 24 Roller Bearing On Ring Gear Side) .....		
720.....	59845AA.....	Ring Gear, 50-42LE (63 Teeth) (No Groove) .....	1.....	TBA
720.....	59845AB.....	Ring Gear, 50-42LE (6 Teeth) (6 Groove) .....	1.....	TBA
720.....	59845AC.....	Ring Gear, 50-40LE (69 Teeth) (3 Groove) .....	1.....	TBA
730.....	59846AA.....	Ring & Pinion, 50-42LE (63 Teeth, No Groove) (23 Teeth, No Groove) .....	1.....	TBA
730.....	59846AB.....	Ring & Pinion, 50-42LE (61 Teeth, 6 Groove) (24 Teeth, No Groove) .....	1.....	TBA
730.....	59846AC.....	Ring & Pinion, 50-42LE (61 Teeth, 6 Groove) (24 Teeth, 2 Groove) .....	1.....	TBA
730.....	59846AD.....	Ring & Pinion, 50-42LE (61 Teeth, 6 Groove) (24 Teeth, 3 Groove) .....	1.....	TBA
730.....	59846AE.....	Ring & Pinion, 50-40LE (69 Teeth, 3 Groove) (26 Teeth, 3 Groove) .....	1.....	TBA
<b>VALVE BODIES</b>				
740.....	59754A.....	Valve Body, 50-42LE (Volvo) W/ 4 Solenoids (Cast # 9150) The Top 2 Solenoids .....	1.....	TBA
		(S1 & S2 #421) Connectors Plug-In From The Left Side Of Each Solenoid .....		
740.....	59754AA.....	Valve Body, 50-42LE (Volvo) W/ 4 Sol (Cast # 9150) Top 2 Sol (S1 & S2 #241) Conn On .....	1.....	TBA
		Left Solenoid Plug-In From The Right Side And The Conn On Right Sol Plug-In From Left .....		
<b>VALVE BODY COMPONENTS</b>				
741.....	59954-01K.....	Kit, AW50-40/42, Lock-Up Control Plunger & Sleeve (1-L/Up Plunger Valve, 1-Sleeve) .....	1.....	Sonnax
741.....	59954-03K.....	Kit, AW50-40/42, Main Boost Valve & Sleeve (1-Main Boost Valve, 1-Sleeve) .....	1.....	Sonnax
<b>COVERS, CASES &amp; HOUSINGS</b>				
746.....	59708.....	Cover, 50-40/50-42LE Valve Body (2 Bolt) (Aluminum) .....	1.....	TBA
750.....	59703A.....	Bell Hsg, 50-42LE (Top Bolts 4 7/8") Starter At 2:00 (Speed Sensor By Differential Seal) .....	1.....	TBA
		Cast # 50 40 212 002G (2.470" OD Axle Seal) .....		
750.....	59703B.....	Bell Housing, 50-40LE (Saab) (Top Bolts 4 7/8") Starter At 10:00 (No Speed Sensor) .....	1.....	TBA
750.....	59703BA.....	Bell Hsg (4 7/8" Top Bolts) Starter At 10:00 (2 1/8" OD Axle Seal) (# On Top 50A044) .....	1.....	TBA
757.....	59707.....	Side Cover, 50-40/50-42LE Bell Housing (4 Bolt) (Tin) .....	1.....	TBA
759.....	59704.....	Rear Cover, 50-40LE (Cast # 35143-50-A010) Steel Ring Tower (Brg #223 13-Needles) .....	1.....	TBA
759.....	59704A.....	Rear Cover, 50-42LE (Cast # 50 40 039 017R) Alum Ring Tower (Use 59704CA Per ATRA) .....	1.....	TBA
759.....	59704B.....	Rear Cover, 50-40LE (Cast # 50 40 039 004 Y) .....	1.....	TBA
759.....	59704C.....	Rear Cover, 50-42LE (Cast # 35143-50A030) W/ Steel Ring Tower (Brg #223 13 Needles) .....	1.....	TBA
759.....	59704CA.....	Rear Cover, 50-42LE (Cast # 35143-50A030) W/ Steel Ring Tower (Brg #223 16 Needles) .....	1.....	TBA
760.....	59701A.....	Case, 50-42LE (Cast # 50 40 065 002R) (2 1/2" OD Axle Seal) Black Tag .....	1.....	TBA
760.....	59701AA.....	Case, 50-42LE (No Cast #)(1 Pulse Gener)(No Mounting Bosses By Diff Seal) Black Tag .....	1.....	TBA
760.....	59701AB.....	Case, 50-42LE (Cast # 9152 Below Seal)(2 Pulse Generators) (3 Mount Bosses By Diff Seal) .....	1.....	TBA
760.....	59701B.....	Case, 50-40LE Saab (Ink # 50-40LE On Tag) (Cast # 35141-50A010) .....	1.....	TBA
760.....	59701BA.....	Case, 50-40LE (Cast # 35141 50A011) (2 1/8" OD Axle Seal) Purple Tag .....	1.....	TBA
766.....	59803.....	Cover, 50-40LE Valve Body (9 Bolt) Aluminum .....	1.....	TBA

## AW 50-40LE, 50-42LE

ILL#	Part#		QTY	REF#
766.....	59803A.....	Cover, 50-42LE Valve Body (9 Bolt) Tin .....	1 .....	TBA
795.....	59081 .....	Nut, 50-40/50-42LE Drive Transfer (2.375" At Flats) Right Hand Threads (2.00" ID).....	1 .....	TBA
796.....	59082 .....	Nut, 50-40/50-42LE Pinion To Underdrive Planet (1.420" At Flats) (.970" ID).....	1 .....	TBA
847.....	59227 .....	Speed-O Gear, 50-40LE (26 Teeth) Plastic.....	1 .....	TBA
847.....	59227C.....	Pick-Up, 50-42LE Electric For Speed-O (48 Teeth).....	1 .....	TBA

### SNAP RINGS

NI.....	K59928A.....	Kit, Snap Ring, 50-40/50-42LE 1989-Up.....	1 .....	TBA
862.....	59601 .....	Snap Ring, 50-40/42LE, Sprag Race .....	1 .....	TBA
864.....	59602 .....	Snap Ring, 50-40/42LE, Underdrive Clutch (Top) .....	1 .....	TBA
865.....	59603 .....	Snap Ring, 50-40/42LE, Underdrive Retainer .....	1 .....	TBA
868.....	59604 .....	Snap Ring, 50-40/42LE, Underdrive Ring Gear .....	1 .....	TBA
869.....	59605 .....	Snap Ring, 50-40/42LE, Spacer Inside Driven Transfer Gear (2-Eyes).....	1 .....	TBA
870.....	59606 .....	Snap Ring, 50-40/42LE, Coast Clutch (Top) .....	1 .....	TBA
871.....	59607 .....	Snap Ring, 50-40/42LE, Coast Clutch Piston Retainer .....	1 .....	TBA
873.....	59608 .....	Snap Ring, 50-40/42LE, 2nd Brake Clutch Press Plate .....	1 .....	TBA
876.....	59609 .....	Snap Ring, 50-40/42LE, Forward Clutch (Top).....	1 .....	TBA
878.....	59610 .....	Snap Ring, 50-40/42LE, Direct Clutch.....	1 .....	TBA
879.....	59611 .....	Snap Ring, 50-40/42LE, Forward & Direct Clutch Retainer .....	1 .....	TBA
882.....	59612 .....	Snap Ring, 50-40/42LE, Rear Hub.....	1 .....	TBA
883.....	59613 .....	Snap Ring, 50-40/42LE, Retainer To Case .....	1 .....	TBA
884.....	59614 .....	Snap Ring, 50-40/42LE, Low/Rev Retainer.....	1 .....	TBA
885.....	59615 .....	Snap Ring, 50-40/42LE, Low/Rev Plate .....	1 .....	TBA
886.....	59616 .....	Snap Ring, 50-40/42LE, Sprag.....	1 .....	TBA
889.....	59617 .....	Snap Ring, 50-40/42LE, Rear Hub To Ring Gear.....	1 .....	TBA
896.....	59618 .....	Snap Ring, 50-40/42LE, Servo.....	1 .....	TBA

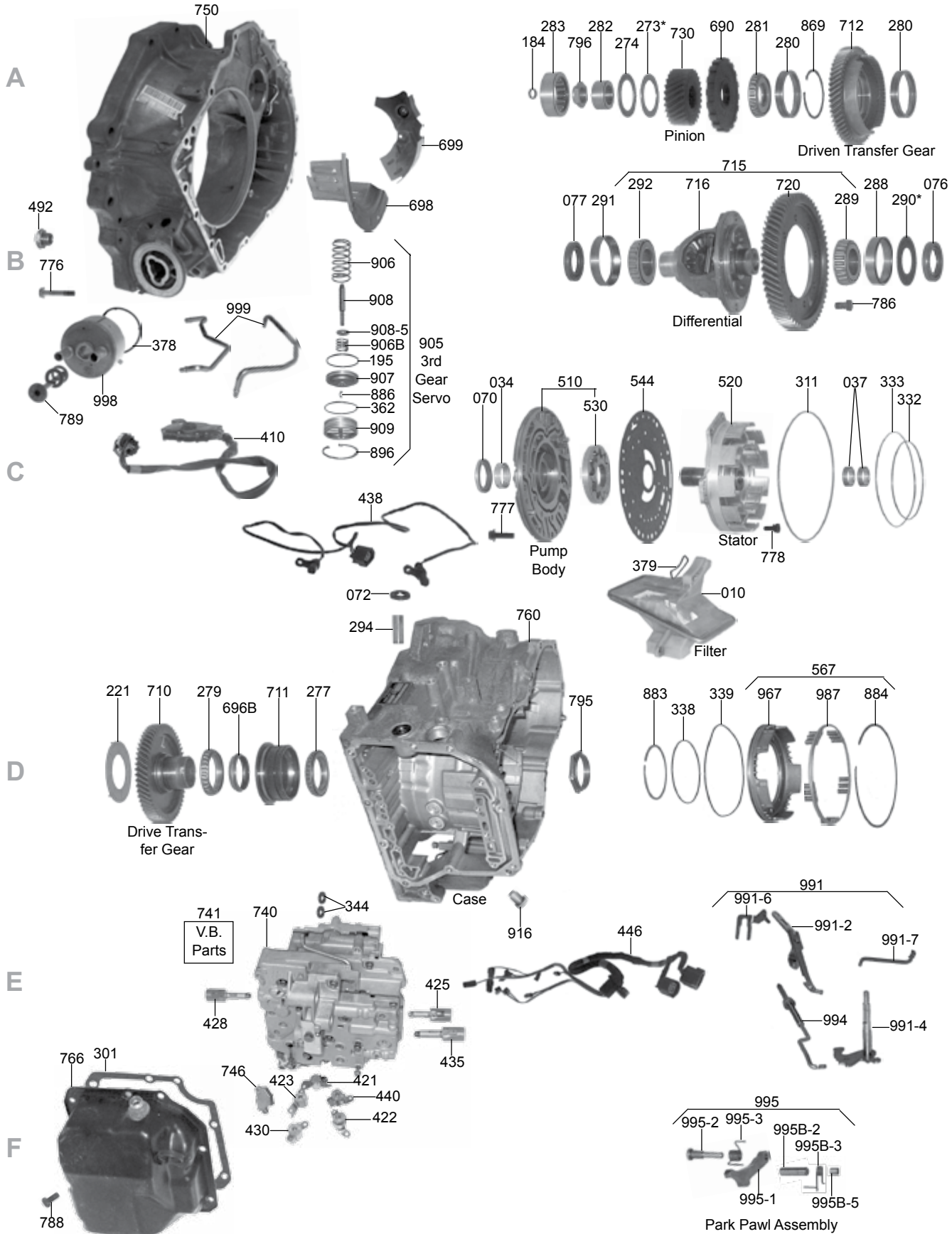
### PISTONS, SPRINGS & MISCELLANEOUS

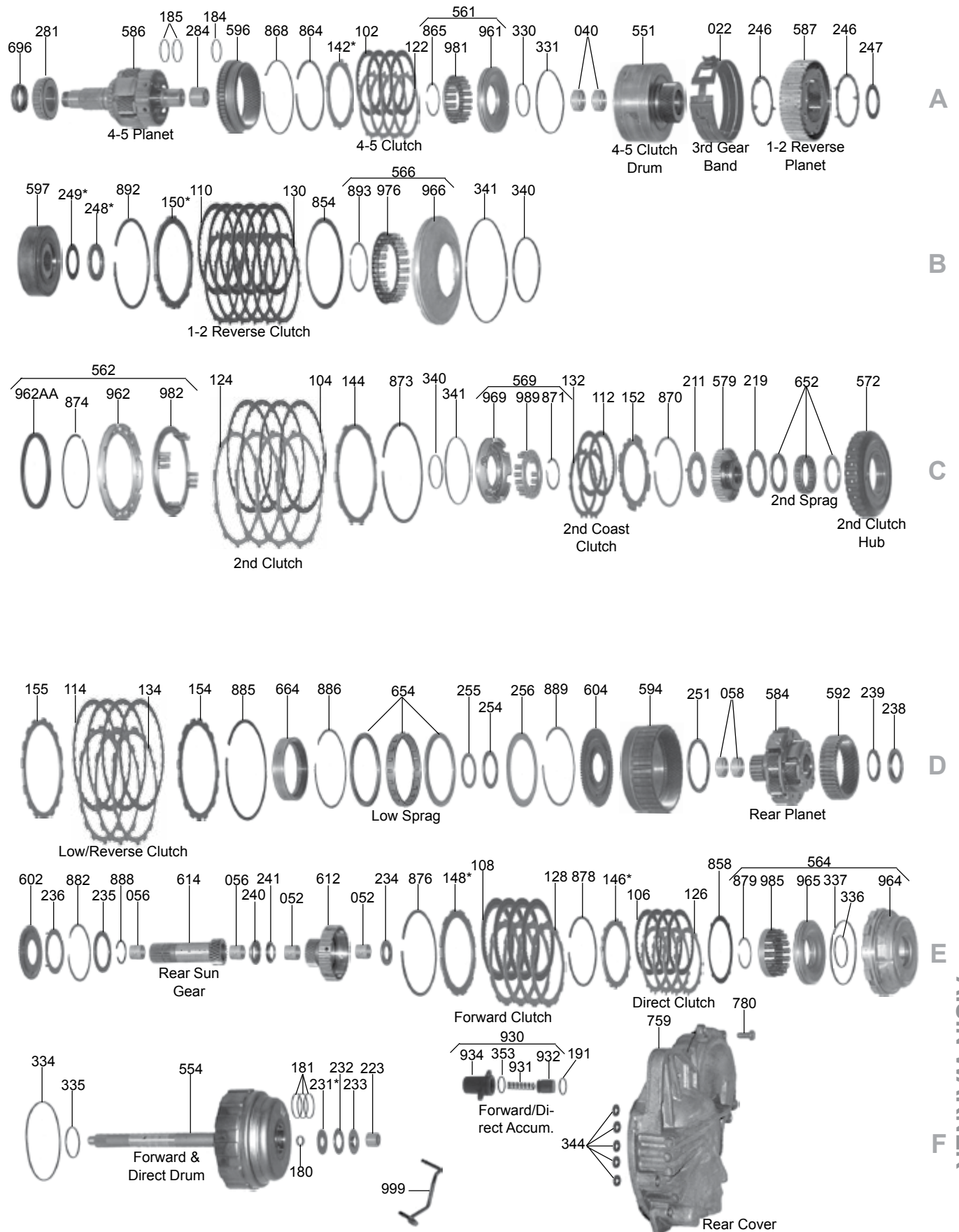
905.....	K59998.....	Servo Assembly, 50-40/50-42LE Intermediate (2 Grooves) (4 Pieces) .....	1 .....	TBA
925.....	K59997.....	Accumulator Assembly, 50-40/50-42LE Intermediate (3 Pieces) .....	1 .....	TBA
930.....	K59997A.....	Accumulator Assembly, 50-40LE Rear Cover (3 1/16" Spring Length) Rest Is Like 50-42LE .....	1 .....	TBA
930.....	K59997B.....	Accum, 50-42LE Fwd & Dir Assy (2 Bolt Alum Cover) Piston & Spring In Rear Cover 2-5/8".....	1 .....	TBA
964.....	59764A.....	Piston, 50-40/50-42LE Forward Clutch (4.188" OD) 1.855" ID (With 1 Check Ball).....	1 .....	TBA
965.....	59760A.....	Piston, 50-40/50-42LE Dir Cl (.532" Thk At Edge) Alum (W/ Check Ball And 16 Spring) .....	1 .....	TBA
967.....	59765A.....	Piston, 50-40/50-42LE Low/Reverse Clutch (1.222" Thick) (6 1/4" OD).....	1 .....	TBA
982.....	59873 .....	Retainer W/Springs, 50-40/50-42LE 2nd Brake Cl (12 Springs) 4.875" ID (5.800" OD) .....	1 .....	TBA
985.....	59874 .....	Retain W/ Sprag, 50-40/50-42LE Fwd & Dir Cl Return (16 Spring) (.950" Thk, 3.125" OD, 1.84" ID).....	1 .....	TBA
987.....	59875 .....	Retainer W/Springs, 50-40/50-42LE Low/Rev Clu (.775" Thk) 6 5/16" OD (15 Springs).....	1 .....	TBA
989.....	59876 .....	Retainer W/Springs, 50-40/50-42LE Coast Clutch (15 Springs) 1.840" ID (3.150" OD) 1999-Up.....	1 .....	TBA
991-4 .....	59631 .....	Rooster Comb, 50-40LE (3.492" Long) (7 Detent Notches) .....	1 .....	TBA
991-6 .....	59632 .....	Detent Springs, 50-40/50-42LE (7 1/8" Long) (2 Bolt).....	1 .....	TBA
991.....	59631C.....	Rooster Comb, 50-42LE (3.660" Long) (6 Detent Notches) .....	1 .....	TBA
991.....	59633 .....	Bracket, 50-40/50-42LE Bolt Forked At One End.....	1 .....	TBA
994-4 .....	59634 .....	Pin, 50-40LE Park Actuator (1 3/4" Long) With Pilot Tip.....	1 .....	TBA
994.....	59627 .....	Park Rod, 50-40/50-42LE (9 5/8" Long) .....	1 .....	TBA
994-4 .....	59634C.....	Pin, 50-42LE Park Actuator (1 9/16" Long) No Pilot.....	1 .....	TBA
994-5 .....	59633A.....	Bracket Assembly, 50-40/50-42LE Intermediate Accumulator (3 Pieces) .....	1 .....	TBA
995.....	K59824.....	Park Pawl Assembly, 50-40/50-42LE (4.760" Long) (.418" Thick At Lug) (3 Pieces) .....	1 .....	TBA
996.....	59635 .....	Fitting, 50-40/50-42LE Cooler (1.240" Long) (.860" At Flats).....	2 .....	TBA
999.....	59637 .....	Tube, 50-40/50-42LE Differential Bearing Oiler (4 5/8" Long).....	1 .....	TBA
999.....	K59637.....	Tube Set, 50-40/50-42LE Rear Case (2 Pieces).....	1 .....	TBA

### Notes



## AW 55-50SN, 55-51SN





## AW 55-50SN, 55-51SN

ILL#	Part#		QTY	REF#
<b>OVERHAUL KITS</b>				
NI.....	K59900D	Overhaul Kit, AW55-50SN / AW55-51SN (5 Speed FWD/AWD) 2000-Up .....	1	N/A
<b>MASTER L/STEEL KITS</b>				
NI.....	DK5900FS	Master L/Steels Kit, AW55-50SN, Saturn ION 03-04, VUE 02-06, Chev Equinox 05-07, .....	1	N/A
		Pontiac Torrent 06-07, SAAB 9-3 04-07, 9-5 02-07, Volvo C70 01-07, S40 01-07, .....		
		S60 01-07, S70 2000, S80 04-06, V40 01-04, V50 05-07, V70 00-07, XC70 03-07, .....		
		XC90 03-06, Cross Country 2002 .....		
NI.....	DK5900GS	Master L/Steels Kit, AW55-51SN (RE5F22A) Nissan Altima 3.5L 2005-06, Maxima 3.5L .....	1	N/A
		2004-04, Quest 3.5L 2004-07, Infiniti I35 2003-04 .....		
<b>MASTER W/STEELS KITS</b>				
NI.....	DK5900F	Master W/Steels Kit, AW55-50SN, Saturn ION 03-04, VUE 02-06, Chev Equinox 05-07, .....	1	N/A
		Pontiac Torrent 06-07, SAAB 9-3 04-07, 9-5 02-07, Volvo C70 01-07, S40 01-07, .....		
		S60 01-07, S70 2000, S80 04-06, V40 01-04, V50 05-07, V70 00-07, XC70 03-07, .....		
		XC90 03-06, Cross Country 2002 .....		
NI.....	DK5900G	Master W/Steels Kit, AW55-51SN (RE5F22A) Nissan Altima 3.5L 2005-06, Maxima 3.5L .....	1	N/A
		2004-06, Quest 3.5L 2004-07, Infiniti I35 2003-04 .....		
<b>FILTERS</b>				
010.....	59710D	Filter, AW55-51SN (Nissan, Infiniti) 2000-Up.....	1	31728-8Y000
010.....	59710DA	Filter, AW55-50SN (Saturn, Volvo, Saab, Opel) 2000-Up.....	1	24220578
010.....	59710DB	Filter, AW55-50SN (Chevy Equinox, Pontiac Torrent) 2000-Up.....	1	24240239
<b>BANDS</b>				
022.....	59700D	Band, AW55-50SN / AW55-51SN 3rd Gear (2 1/16" Wide) (Double Wrap) 2000-Up.....	1	31630-8Y000
<b>BUSHINGS</b>				
030.....	K59901D	Bushing Kit, AW55-50SN (Large Shaft .873") 2000-Up.....	1	TBA
030.....	K59901DA	Bushing Kit, AW55-51SN (Small Shaft .843") 2000-Up.....	1	TBA
034.....	67001	Bushing, AW55-50SN / AW55-51SN Pump Body (1.490" ID) 2000-Up.....	1	TBA
037.....	59002D	Bushing, AW55-50SN / AW55-51SN Stator (Front) (Brass) 2000-Up.....	1	TBA
037.....	59003D	Bushing, AW55-50SN / AW55-51SN Stator (Rear) Grooved (Brass) 2000-Up .....	1	TBA
040.....	59010D	Bushing, AW55-50SN / AW55-51SN 4-5 Clutch Drum (1.425" OD) 2000-Up .....	1	TBA
040.....	K59010D	Bushing Repair Kit, 4-5 Clutch Drum (Bushing & Steel Sleeve) 2000-Up.....	1	TBA
052.....	59017D	Bushing, Sungear / Direct Hub, Large Shaft, 2000-Up.....	2	TBA
052.....	59017G	Bushing, Sungear / Direct Hub, Small Shaft, 2000-Up.....	2	TBA
052.....	59017DA	Bushing, Sungear / Direct Hub, Large Shaft (1-Pc Style Bushing) 2000-Up.....	1	TBA
052.....	59017GA	Bushing, Sungear / Direct Hub, Small Shaft (1-Pc Style Bushing) 2000-Up .....	1	TBA
056.....	59017D	Bushing, Rear Sungear, Large Shaft, 2000-Up .....	2	TBA
056.....	59017G	Bushing, Rear Sungear, Small Shaft, 2000-Up .....	2	TBA
058.....	59015D	Bushing, Rear Planet (Front) 2000-Up .....	1	TBA
058.....	59016D	Bushing, Rear Planet (Rear) 2000-Up.....	1	TBA
NI.....	59024	Bushing, Linear Solenoid Inductor Hsg (2ea Per Sol) See Tools At End Of Electrical .....	2	55526
<b>METAL CLAD SEALS</b>				
070.....	59151	Seal, AW55-50SN / AW55-51SN Pump, 2000-Up.....	1	TBA
072.....	78197	Seal, AW55-50/51SN Linkage / Manual Control Shaft 2000-Up.....	1	TBA
076.....	59152	Seal, AW55-50/51SN, Axle, Case Side (Nissan, Volvo 2WD & AWD) 2000- Up.....	1	TBA
076.....	59153F	Seal, AW55-50/51SN, Axle, Case Side (Opel) 2000- Up.....	1	TBA
076.....	59154DA	Seal, AW55-50/51SN, Axle, Case Side (Saturn AWD, Equinox/Torrent All) 2000-Up.....	1	24220622
076.....	59154DA	Seal, AW55-50/51SN, Axle, Both Sides (Saturn 2WD, Saab) 2000-Up .....	2	24220622
077.....	59154D	Seal, AW55-50/51SN, Axle, Bell Hsg Side (Volvo 2WD, Opel) 2000-Up.....	1	TBA
077.....	59154F	Seal, AW55-50/51SN, Axle, Bell Hsg Side (Volvo AWD) 2000-Up .....	1	TBA
077.....	59152	Seal, AW55-50/51SN, Axle, Bell Hsg Side (Nissan) 2000-Up .....	1	TBA
077.....	59154DB	Seal, AW55-50/51SN, Axle, Bell Hsg Side (Saturn AWD, Equinox/Torrent AWD) 2000-Up .....	1	24220724
077.....	59154DC	Seal, AW55-50/51SN, Axle, Bell Housing Side (Equinox/Torrent 2WD) 2000-Up .....	1	24229812
NI.....	33139	Seal, AW55-50/51SN, Cooler Line, 2000-Up.....	2	24200326
<b>FRICTIONS</b>				
102.....	59100C	Friction, AW55-50SN C3 Underdrive (4-5) Clutch (.067") 34 Teeth (4.483" OD) 2000-Up .....	4	TBA
102.....	59100G	Friction, AW55-51SN C3 Underdrive(4-5) Clutch (.059") 34 Teeth (4.483" OD) 2005-Up .....	4	TBA
104.....	59108B	Friction, AW55-50SN B2 2nd Brake Clutch (.067") 40 Teeth (6.302" OD) 2000-Up .....	4	TBA
104.....	59108D	Friction, AW55-51SN B2 2nd Brake Clutch (.076") 40 Teeth (6.302" OD) 2005-Up .....	4	TBA
106.....	59100D	Friction, AW55-50SN C2 Direct Clutch (.068") 34 Teeth (4.254" OD) 2000-Up.....	4	TBA
106.....	59100DA	Friction, AW55-51SN C2 Direct Clutch (.059") 34 Teeth (4.254" OD) 2005-Up .....	4	TBA
108.....	59104A	Friction, AW55-50SN / AW55-51SN C1 Forward Clu (.068") 49T (5.375" OD) 2000-Up.....	4	TBA
110.....	59106	Friction, AW55-50SN / 51SN B4 5th Brake (1-2 Rev) (.068") 47T (5.551" OD) 00-Up.....	6	TBA

## AW 55-50SN, 55-51SN

ILL#	Part#		QTY	REF#
112.....	59100.....	Friction, AW55-50SN B1 2nd Coast Clutch (.067") 34 Teeth (4.260" OD) 2000-Up.....	3.....	TBA
112.....	59100D.....	Friction, AW55-51SN B1 2nd Coast Clutch (.068") 34 Teeth (4.254" OD) 2005-Up.....	3.....	TBA
114.....	59108.....	Friction, AW55-50SN B3 Low/Reverse Clutch (.067") 33 Teeth (6.302" OD) 2000-Up.....	4-5.....	TBA
114.....	59102.....	Friction, AW55-51SN B3 Low/Reverse Clutch (.067") 33T (6.302" OD)(Grooved) 2005-Up.....	5.....	TBA
119.....	K59DF.....	Friction Module, AW55-50SN, 2000-Up.....	1.....	TBA
119.....	K59DAF.....	Friction Module, AW55-51SN, 2005-Up.....	1.....	TBA
<b>STEELS</b>				
122.....	59109B.....	Steel, AW55-50SN / AW55-51SN C3 Underdrive (4-5) Cl (.071") 18T (3.582" ID) 2000-Up.....	4.....	TBA
124.....	59103C.....	Steel, AW55-50SN / AW55-51SN B2 2nd Brake Clutch (.071") 10T (5.538" ID) 2000-Up.....	4.....	TBA
126.....	59109.....	Steel, AW55-50SN / AW55-51SN C2 Direct Clutch (.071") 12 Teeth (3.582" ID) 2000-Up.....	4.....	TBA
128.....	59107A.....	Steel, AW55-50SN / AW55-51SN C1 Forward Clutch (.073") 12T (4.491" ID) 2000-Up.....	4.....	TBA
130.....	59116.....	Steel, AW55-50SN / AW55-51SN B4 5th Brake (1-2 Rev) (.071") 12T (4.898" ID) 2000-Up.....	6.....	TBA
132.....	59101.....	Steel, AW55-50SN / AW55-51SN B1 2nd Coast Clutch (.071") 8T (3.582" ID) 2000-Up.....	2.....	TBA
134.....	59105B.....	Steel, AW55-50SN / AW55-51SN B3 Low/Reverse Clutch (.071") (5.657" ID) 2000-Up.....	3-5.....	TBA
<b>PRESSURE PLATES</b>				
142.....	59715D.....	Pressure Plate, AW55-50SN / AW55-51SN 4-5 Clutch (Selective) 18 Teeth (3.590" ID).....	1.....	TBA
144.....	59716D.....	Pressure Plate, AW55-50SN / AW55-51SN 2nd Clutch (.150") 10 Teeth (5.540" ID).....	1.....	TBA
146.....	59717A.....	Pressure Plate, AW55-50SN / AW55-51SN Direct Clutch (.150") 12 Teeth (3.580" ID).....	1.....	TBA
148.....	59718A.....	Press Plate, AW55-50SN Fwd Cl (Top) 12T (.151") 4.490" ID, (Stepped To .197").....	1.....	TBA
148.....	59718B.....	Press Plate, AW55-50SN Fwd Clutch (Top) 12T (.150") 4.490" ID, Flat.....	1.....	TBA
148.....	59748D.....	Pressure Plate, AW55-51SN Forward Clutch (.205") 12 Teeth (Flat) 2000-Up.....	1.....	TBA
150.....	59721D.....	Press Plate, AW55-50SN / 51SN 1-2 Rev Clutch (Top) Selective (12T) 4.890" ID).....	1.....	TBA
152.....	59719A.....	Pressure Plate, AW55-50SN 2nd Coast Clutch (Top) .138" (12 Spring Guides) 2000-Up.....	1.....	TBA
152.....	59719D.....	Pressure Plate, AW55-51SN 2nd Coast Clutch (Top) .138" (8 Spring Guides) 2000-Up.....	1.....	TBA
154.....	59723D.....	Pressure Plate, AW55-50SN / 51SN Low/Reverse Clutch, 13T, 5.660" ID.....	1.....	TBA
154.....	59722D.....	Pressure Plate, AW55-51SN Low/Reverse Clutch (.098") 13 Teeth (5.655" ID) 2000-Up.....	1.....	TBA
155.....	59723D.....	Apply Plate, AW55-50SN / 51SN Low/Reverse Clutch, 13T, 5.660" ID (Selective).....	1-2.....	TBA
<b>VALVE BODY KITS</b>				
116.....	K59908D.....	Shift Kit, AW55-50SN Transgo) 1999-Up.....	1.....	SKAW55-50
<b>SEALING RINGS</b>				
175.....	K59300D.....	Ring Kit, AW55-50SN / AW55-51SN (Teflon) 2000-Up.....	1.....	TBA
180.....	59301AT.....	Ring, AW55-50SN / AW55-51SN Fwd & Dir Drum Shaft (Small) Rear (Teflon) Butt-Joint.....	1.....	TBA
181.....	59302D.....	Ring, AW55-50SN / AW55-51SN Forward & Direct Clutch (Teflon) (Scarf Cut Joint) 00-Up.....	3.....	TBA
184.....	59303D.....	Ring, AW55-50SN / AW55-51SN 4-5 Planet Shaft Pilot To Rear Cover (Teflon) Scarf Cut.....	1.....	TBA
185.....	59304D.....	Ring, AW55-50SN / AW55-51SN 4-5 Clutch (Teflon) (Scarf Cut Joint) 2000-Up.....	2.....	TBA
191.....	59305D.....	Ring, AW55-50SN / AW55-51SN Forward & Direct Accumulator (Teflon) (Scarf Cut).....	1.....	TBA
<b>WASHERS &amp; BEARINGS</b>				
211.....	59401A.....	Washer, AW55-51SN Stator To Sprag Race (3 Tab Plastic) 2.919" OD (1.847" ID).....	1.....	TBA
211.....	59401D.....	Wsh, AW55-50SN Stator To Sprag Race (3 Tab Metal) (.056" Thk) 2.460" OD, 1.315" ID.....	1.....	TBA
219.....	59402A.....	Washer, AW55-50SN / 51SN 2nd Coast Clutch Hub To 2nd Clutch Hub (3 Tab Plastic).....	1.....	TBA
221.....	59403A.....	Washer, AW55-50SN / 51SN 2nd Coast Clutch Drum To Transfer Gear (3 Tab Plastic).....	1.....	TBA
223.....	59416D.....	Caged Needle Bearing, AW55-50SN Forward & Direct Drum Shaft To Rear Cover.....	1.....	TBA
		(13 Needles) .735" OD (Cast # KOYO BMK131914J) 2000-Up.....		
223.....	59416DA.....	Caged Needle Bearing, AW55-51SN Forward & Direct Drum Shaft To Rear Cover.....	1.....	TBA
		(10 Needles) .835" OD (Cast # KOYO BKM132114BJ) 2000-Up.....		
231.....	59436A.....	Race, AW55-50SN /51SN Fwd & Dir Drum To Rear Cover (.031" Thk) .536" ID, 1.6505" OD.....	1.....	TBA
232.....	59417D.....	Bearing, AW55-50SN /51SN Fwd & Dir Drum To Rear Cov (.117" Thk, .091" ID, 1.64" OD.....	1.....	TBA
233.....	59437D.....	Race, AW55-50SN Fwd & Dir Drum To Rear Cov (Rear) (.031" Thick) .638" ID, 1.604" OD.....	1.....	TBA
233.....	59437G.....	Race, AW55-51SN Fwd & Dir Drum To Rear Cov (Rear) (.031" Thk, .867" ID, 1.604" OD).....	1.....	TBA
234.....	59418D.....	Brg W/Races, AW55-51SN Sun Gr W/ Hub To Fwd/Dir Drum, .140" Thk, 1.70" OD, .903" ID.....	1.....	TBA
235.....	59419D.....	Bearing W/Race, AW55-50SN / AW55-51SN Ring Gear Hub To Direct Clutch Hub.....	1.....	TBA
236.....	59438A.....	Race, AW55-50SN / AW55-51SN Rear Hub To Sun gear (4 Legs) (.031" Thick).....	1.....	TBA
238.....	59420D.....	Bearing W/Race, AW55-50SN / AW55-51SN Rear Planet To Hub (2.515" OD) (1.831" ID).....	1.....	TBA
239.....	59439D.....	Race, AW55-50SN Rear Planet To Hub (2.395" OD) (1.705" ID) 2000-Up.....	1.....	TBA
239.....	59439DA.....	Race, AW55-51SN Rear Planet To Hub (2.395" OD) (1.975" ID) 2000-Up.....	1.....	TBA
240.....	59429D.....	Bearing W/Race, AW55-50SN Rear Sun Gear To Sun Gear With Hub (.110" Thick).....	1.....	TBA
241.....	59444D.....	Race, AW55-50SN Rear Sun Gear To Sun Gear With Hub (.031" Thick) 1.370" OD.....	1.....	TBA
246.....	59404D.....	Washer, AW55-50SN / 51SN 1-2 Reverse Planet (Both Sides) Plastic 3 Locking Tabs.....	2.....	TBA
247.....	59430D.....	Bearing, AW55-50SN / AW55-51SN Sun Gear To 1-2 Reverse Planet Ring Gear.....	1.....	TBA
248.....	59431D.....	Bearing W/Race, AW55-50SN / 51SN 1-2 Rev Planet Ring Gear To Rear Cover.....	1.....	TBA
249.....	59445D.....	Shim, AW55-51SN 1-2 Reverse Planet Ring Gear To Rear Cover (Selective).....	1.....	TBA
251.....	59421A.....	Bearing, AW55-50SN / AW55-51SN Rear Hub To Planet (3.493" OD) .140" Thick.....	1.....	TBA
254.....	59422D.....	Bearing W/Race, AW55-50SN / 51SN Drive Transfer Gear To Rear Ring Gear Hub.....	1.....	TBA



## AW 55-50SN, 55-51SN

ILL#	Part#		QTY	REF#
255.....	59440A.....	Race, AW55-50SN / 51SN Ring Gear Hub (Front) 2.275" OD (1.732" ID) .078" Thick .....	1 .....	TBA
256.....	59403D.....	Washer, AW55-50SN Sprag To Rear Ring Gear Hub (.100" Thick) 3.860" ID (Stepped) .....	1 .....	TBA
273.....	59441D.....	Shim, AW55-50SN / 51SN Pinion To Brg #283 (Selective) 2.790" OD, 1.943" ID .....	1 .....	TBA
274.....	59424D.....	Bearing, AW55-50SN / 51SN Pinion To Brg #283 (.077" Thk) 2.775" OD, 1.935" ID .....	1 .....	TBA
277.....	59977A.....	Cone Brg, AW55-50SN / 51SN (30 Rollers) (Cast# NSK R-53-2) .....	1 .....	TBA
279.....	59977A.....	Cone Brg, AW55-50SN / 51SN Driven Transfer (30 Rollers) (Cast# NSK R-53-2) .....	2 .....	TBA
280.....	59978D.....	Cup Race, AW55-50SN / 51SN Driven Transfer Gr (Both Sides) 3.467" Cast# NSK R50-31A .....	2 .....	TBA
281.....	59977D.....	Cone Bearing, AW55-50SN / 51SN Driven Transfer Gr (Both Sides) 30 Roller, # NSK R50-31 .....	2 .....	TBA
282.....	59978AB.....	Inner Race, AW55-50SN / 51SN Pinion Brg To Bell .805" Thk, Cast# Koyo 06NU07223C3 .....	1 .....	TBA
283.....	59425A.....	Roller Brg, AW55-50SN / 51SN (Volvo, GM, Saturn) Bell To UD Planet, 16 Rollers, # RNU090722) .....	1 .....	TBA
284.....	59426D.....	Needle Brg, AW55-50SN / 51SN Rear Cover To 4-5 Planet Shaft, 11-Needles, # RNU060514 .....	1 .....	TBA
288.....	59978DA.....	Cup Race, AW55-50SN / 51SN Diff Hsg To Case (.765" Thk) (KOYO ST4286-N Or G) .....	1 .....	TBA
289.....	59977DA.....	Cone Bearing, AW55-50SN / 51SN Diff Hsg To Case (24 Rollers) (KOYO ST5586) .....	1 .....	TBA
290.....	59442D.....	Shim, AW55-50SN / AW55-51SN Diff Brg To Case (Selective) 3.373" OD, 2.282" ID .....	1 .....	TBA
291.....	59978DB.....	Cup Race, AW55-50SN / 51SN Diff To Bell Hsg (3.542" OD) (Cast # KOYO ST5790-9) .....	1 .....	TBA
292.....	59977DB.....	Cone Bearing, AW55-50SN / 51SN Diff To Bell Hsg (27 Rollers) (KOYO ST5790) .....	1 .....	TBA
294.....	59427D.....	Caged Needle Bearing, AW55-50SN / 51SN Linkage (.925" Long, .708" OD) (NSK 0C501204) .....	1 .....	TBA

### GASKETS & RUBBER COMPONENTS

301.....	59500D.....	Gasket, AW55-50SN / AW55-51SN Pan (9 Bolt) 2000-Up .....	1 .....	TBA
311.....	89516.....	O-Ring, AW55-50SN / AW55-51SN Pump .....	1 .....	TBA
321.....	K59527D.....	Kit, Valve Body Gasket Set, All, 2000-Up .....	1 .....	TBA
344.....	59216D.....	Seal, AW55-50SN / 51SN Case To Rear Cover (.113" Thk) (.590" OD) Also VB To Case(2) .....	5-7 .....	PI89201

### TECHNICAL MANUALS

400.....	TMAW55-50SN.....	Technical Manual, AW55-50SN .....	1 .....	TBA
----------	------------------	-----------------------------------	---------	-----

### ELECTRICAL COMPONENTS

410.....	59991F.....	Switch, AW55-50SN (Volvo) PRNDL (W/ Wire Harness, 9 Prong Connector) 2000-Up .....	1 .....	TBA
410.....	59991FA.....	Switch, AW55-51SN (Volvo) PRNDL (W/ Wire Harness, 7 Prong Connector) 2000-Up .....	1 .....	TBA
410.....	59991FB.....	Switch, AW55-50SN (GM, Saturn) PRNDL (No Wire Harn, 9 Prong Conn) 2002-Up .....	1 .....	TBA
421.....	59931D.....	Solenoid, Shift "SS1" (Shift & Rev) Fits "A" Or No Mark Valve Bodies (Bolt On Left, Conn On Right) .....	1 .....	52-0468
421.....	59931DA.....	Solenoid, Shift "SS1" (Shift & Rev) Fits "B" Or "C" Valve Bodies (Bolt On Right, Conn On Left) .....	1 .....	52-0469
423.....	59923D.....	Solenoid, Shift "SS2" (2-3, 3-4) Nissan, Volvo, Normally Closed (Flat Top) .....	1 .....	52-0470
423.....	59923DA.....	Solenoid, Shift "SS2" (2-3, 3-4) GM, Saturn, Saab, Normally Open (Domed Top) .....	1 .....	52-0471
422.....	59932D.....	Solenoid, Shift "SS3" (1-2, 2-3, Reverse) Fits All .....	1 .....	52-0472
440.....	59929D.....	Solenoid, Shift "SS4" (3-4, 4-5) Fits All .....	1 .....	52-0473
430.....	59927D.....	Solenoid, Shift "SS5" (Reverse) Fits All .....	1 .....	52-0474
425.....	59925D.....	Solenoid, Linear "SLU" TCC Lock-Up (Black Conn) Fits All Early & Late Valve Bodies .....	1 .....	52-0458
428.....	59926D.....	Solenoid, Linear "SLT" Line Pressure (Blue Conn) Fits All Early & Late Valve Bodies .....	1 .....	52-0466
428.....	59926G.....	Solenoid, Linear "SLT" Line Pressure (Blue Conn) Fits "B" Or "C" Valve Bodies .....	1 .....	TBA
435.....	59928D.....	Solenoid, Linear "SLS" Shift Pressure (Green Conn) Fits All Early & Late Valve Bodies .....	1 .....	52-0464
435.....	59928G.....	Solenoid, Linear "SLS" Shift Pressure (Green Conn) Fits "B" Or "C" Valve Bodies .....	1 .....	TBA
NI.....	K59925D.....	Solenoid Kit, Linear Fits All Early & Late Valve Bodies (SLU, SLT, SLS & Bracket (Rostra) .....	1 .....	52-9036
NI.....	59024.....	Bushing, Linear Solenoid Inductor Hsg (2ea Per Sol) See Tools Below .....	2 .....	55526
NI.....	T31333.....	Tool, Linear Solenoid Opening & Closing Tool .....	1 .....	31333
NI.....	T551580.....	Reamer, Solenoid Bushing, May Be Needed To "Size" New Bushing After Installation .....	1 .....	551580
438.....	59958D.....	Sensor, AW55-50SN, Input & Output, 2000-Up .....	2 .....	93191689
438.....	K59954D.....	Sensor Set, AW55-50SN (Volvo) Input & Output (W/ Wire Harness & 4 Wire Conn) 2000-Up .....	1 .....	TBA
438.....	K59954DA.....	Sensor Set, AW55-50SN (Volvo) Input & Output (2 Blade Connector) (Wire Harness Is Not .....	1 .....	TBA
		Made To Sensors) 2000-Up (Also Fits AW55-50SN (GM, Saturn) .....		
446.....	59986D.....	Wire Harness, AW55-50SN (Volvo) Internal/External (With 2 Grey External Conn, One .....	1 .....	TBA
		Has 8 Wires And One Has 5 Wires With Pass Thru Case Conn and Internal Conn & Temp Sensor .....		
446.....	59986G.....	Wire Harness, AW55-51SN (Volvo) Internal/External (With One Brown 7 Wire And One Grey .....	1 .....	TBA
		6 Wire External Conn)(W/ Pass Thru Case Conn And Internal Conn's W/ Temp Sensor) 00-Up .....		
446.....	59988D.....	Wire Harness, AW55-50SN (GM, Saturn) Internal (With 13 Prong Case Connector) 2002-Up .....	1 .....	TBA

### MISCELLANEOUS COMPONENTS

492.....	59628D.....	Drain Plug, AW55-50SN/AW55-51SN(Hex Head) 2000-Up .....	1 .....	TBA
----------	-------------	---	---------	-----

### PUMPS & PUMP COMPONENTS

500.....	59912D.....	Pump Assy, .845" ID Bushing, 12-Spring Guide Design (ILL# 510 To #520) 2000-Up .....	1 .....	TBA
500.....	59912DB.....	Pump Assy, .875" ID Bushing, 12-Spring Guide Design (ILL# 510 To #520) 2000-Up .....	1 .....	TBA
500.....	59912DA.....	Pump Assy, .875" ID Bushing, 8-Spring Guide Design (ILL# 510 To #520) 2000-Up .....	1 .....	TBA
510.....	59916A.....	Pump Body, (.422" Thick Gear) (8 Bolt Cast Iron) 2000-Up .....	1 .....	TBA
520.....	59915D.....	Stator, .845" ID Bushing, Has 12-Spring Guide Design 2000-Up .....	1 .....	TBA
520.....	59915DB.....	Stator, .875" ID Bushing, Has 12-Spring Guide Design 2000-Up .....	1 .....	TBA
520.....	59915DA.....	Stator, .875" ID Bushing, Has 8-Spring Guide Design 2000-Up .....	1 .....	TBA



## AW 55-50SN, 55-51SN

ILL#	Part#		QTY	REF#
530.....	K59201A.....	Pump Gears, AW55-50SN / AW55-51SN (.422" Thick) 2000-Up .....	1.....	TBA
544.....	59919D.....	Pump Plate, AW55-50SN / AW55-51SN (.060" Thick) (8 7/16" OD) 2000-Up.....	1.....	TBA
<b>DRUMS &amp; PISTON KITS</b>				
551.....	59732D.....	Drum, 4-5 Clutch, 50T 1-2 Rev Sun Gear, 32T 4-5 Sun Gear.....	1.....	TBA
554.....	59733D.....	Drum, Fwd & Dir W/ Shaft (20-Spline, .845" ID Bushing, 7 + 3 Lube Holes).....	1.....	TBA
554.....	59733DA.....	Drum, Fwd & Dir W/ Shaft (20-Spline, .845" ID Bushing, 6 + 1 Lube Holes).....	1.....	TBA
554.....	59733E.....	Drum, Fwd & Dir W/ Shaft (20-Spline, .870" ID Bushing, 5 + 5 Lube Holes).....	1.....	TBA
554.....	59733EA.....	Drum, Fwd & Dir W/ Shaft (20-Spline, .870" ID Bushing, 6 + 4 Lube Holes).....	1.....	TBA
554.....	59733EB.....	Drum, Fwd & Dir W/ Shaft (20-Spline, .870" ID Bushing, 8 + 2 Lube Holes).....	1.....	TBA
554.....	59733EC.....	Drum, Fwd & Dir W/ Shaft (20-Spline, .870" ID Bushing, 6 + 1 Lube Holes).....	1.....	TBA
554.....	59733ED.....	Drum, Fwd & Dir W/ Shaft (20-Spline, .870" ID Bushing, 4 + 3 Lube Holes).....	1.....	TBA
561.....	K59762D.....	Piston Kit, AW55-50SN / AW55-51SN 4-5 Clutch 2000-Up.....	1.....	TBA
562.....	K59763D.....	Piston Kit, AW55-50SN 2nd Clutch (With 12 Spring Retainer) 2000-Up.....	1.....	TBA
562.....	K59763G.....	Piston Kit, AW55-51SN 2nd Clutch (With 8 Spring Retainer) 2000-Up.....	1.....	TBA
564.....	K59764D.....	Piston Kit, AW55-50SN Fwd & Dir Clutch (Dir Piston Is .505" Thick At The Edge) 2000-Up.....	1.....	TBA
564.....	K59764G.....	Piston Kit, AW55-51SN Fwd & Dir Clutch (Dir Piston Is .487" Thick At The Edge) 2000-Up.....	1.....	TBA
566.....	K59761D.....	Piston Kit, AW55-50SN / AW55-51SN 1-2 Reverse Clutch 2000-Up.....	1.....	TBA
567.....	K59765A.....	Piston Kit, AW55-50SN Low/Reverse (1.222" Thick x 6 1/4" OD Piston) 15 Spring.....	1.....	TBA
567.....	K59765G.....	Piston Kit, AW55-51SN Low/Reverse Clutch (1.175" Thick) (6 1/4" OD Piston) 2000-Up.....	1.....	TBA
569.....	K59766D.....	Piston Kit, AW55-50SN / AW55-51SN 2nd Coast Clutch 2000-Up.....	1.....	TBA
<b>HUBS, PLANETS, RING GEARS &amp; SUN GEARS</b>				
572.....	59740D.....	Hub, AW55-50SN / 51SN 2nd Coast Cl (33T) 2.515" ID (W/ 33 Slots In Teeth) 2000-Up.....	1.....	TBA
579.....	59741D.....	Hub, AW55-50SN With Inner Race (Uses A Metal Washer #211) 2000-Up.....	1.....	TBA
579.....	59741G.....	Hub, AW55-51SN With Inner Race (Uses A Plastic Washer #211) 2000-Up.....	1.....	TBA
584.....	59748D.....	Planet, Rear, AW55-50SN (Uses 2-Pc 25T Sun Gear #614) 2000-Up.....	1.....	TBA
584.....	59748G.....	Planet, Rear, AW55-51SN (Uses 1-Pc 27T Sun Gear #614) 2000-Up.....	1.....	TBA
584.....	K59748D.....	Planet Kit, Rear, 25T Sun Gear W/ 1-Pc Bush Installed (Planet, Ring Gear, Sun Gear, Hub).....	1.....	TBA
584.....	K59748G.....	Planet Kit, Rear, 27T Sun Gear W/ 1-Pc Bushing Installed (Planet, Ring Gear, Sun Gear, Hub).....	1.....	TBA
586.....	59749D.....	Planet, 4-5, AW55-50SN / 51SN (25T, 1-ID Pinion Gear) 2000-Up.....	1.....	TBA
586.....	59749DA.....	Planet, 4-5, AW55-50SN / 51SN (23T, 6-ID Pinion Gear) 2000-Up.....	1.....	TBA
586.....	59749DB.....	Planet, 4-5, AW55-50SN / 51SN (23T, 3-ID Pinion Gear) 2000-Up.....	1.....	TBA
586.....	K59749D.....	Planet Kit, 4-5, (25T, 1-ID Pinion Gear) (Includes: Planet, Ring Gear, Transfer Gear) 2000-Up.....	1.....	TBA
586.....	K59749DA.....	Planet Kit, 4-5, (23T, 6-ID Pinion Gear) (Includes: Planet, Ring Gear, Transfer Gear) 2000-Up.....	1.....	TBA
586.....	K59749DB.....	Planet Kit, 4-5, (23T, 3-ID Pinion Gear) (Includes: Planet, Ring Gear, Transfer Gear) 2000-Up.....	1.....	TBA
587.....	59745D.....	Planet, 1-2/Reverse, AW55-50SN / 51SN (5 Gear, 50T Sun Gear, 1.284" Thk) 2000-Up.....	1.....	TBA
587.....	K59745D.....	Planet Kit, 1-2/Reverse, AW55-50SN / 51SN (5 Gear, 50T Sun Gear, 1.284" Thk) 2000-Up.....	1.....	TBA
592.....	59758D.....	Ring Gear, Rear Planet (Rear) AW55-50SN (83T, 1.105" Thk) 2000-Up.....	1.....	TBA
592.....	59758G.....	Ring Gear, Rear Planet (Rear) AW55-51SN (87T, 1.030" Thk) (2-Snap Rings) 2000-Up.....	1.....	TBA
594.....	59758DA.....	Ring Gear, Rear Planet (Front) AW55-50SN (99T, 2.085" Thk, Sprag Type).....	1.....	TBA
594.....	59758DB.....	Ring Gear, Rear Planet (Front) AW55-51SN (87T, 2.160" Thk, Roller Clutch Type).....	1.....	TBA
596.....	59759D.....	Ring Gear, 4-5 Planet, AW55-50SN / AW55-51SN (67T, 1.198" Thick) 2000-Up.....	1.....	TBA
597.....	59757D.....	Ring Gear, AW55-50SN 1-2 Rev Planet (82T, .120" Deep Bearing Pocket) 2000-Up.....	1.....	TBA
597.....	59757G.....	Ring Gear, AW55-51SN 1-2 Rev Planet (82T, .150" Deep Bearing Pocket) 2000-Up.....	1.....	TBA
602.....	59742D.....	Hub, Rear Ring Gear, AW55-50SN (83-Teeth, Small Type) 2000-Up.....	1.....	TBA
604.....	59743A.....	Ring Gear Hub, AW55-50SN (99-Teeth, Large Type) 2000-Up.....	1.....	TBA
604.....	59743G.....	Ring Gear Hub, AW55-51SN (87-Teeth, Large Type) 2000-Up.....	1.....	TBA
612.....	59756D.....	Sun Gear/Direct Hub, .845" Bushing ID, 2000-Up.....	1.....	TBA
612.....	59756G.....	Sun Gear/Direct Hub, .875" Bushing ID, 2000-Up.....	1.....	TBA
614.....	59759D.....	Sun Gear, Rear (2-Pc 25T Sun Gear, .845 Bushing ID) 2000-Up.....	1.....	TBA
614.....	59759DA.....	Sun Gear, Rear (2-Pc 25T Sun Gear, .875 Bushing ID) 2000-Up.....	1.....	TBA
614.....	59759G.....	Sun Gear, Rear (1-Pc 27T Sun Gear, .845 Bushing ID) 2000-Up.....	1.....	TBA
614.....	59759GA.....	Sun Gear, Rear (1-Pc 27T Sun Gear, .875 Bushing ID) 2000-Up.....	1.....	TBA
<b>SPRAGS &amp; ONE WAY CLUTCHES</b>				
652.....	97821A.....	One Way Clutch, 2nd Clutch .....	1.....	TBA
654.....	89724.....	Sprag, Low (20 Elements) (Metal Cage) 2000-Up .....	1.....	TBA
654.....	59727G.....	Roller Clutch, Low (20 Rollers) (Plastic Cage) 2000-Up .....	1.....	TBA
654.....	59727GA.....	Roller Clutch, Low (15 Rollers) 2001-Up.....	1.....	TBA
664.....	59729D.....	Inner Race (Volvo, GM) Low (Lug Type Sprag) 2000-Up.....	1.....	TBA
664.....	59729DA.....	Inner Race (Volvo, Saturn) Low (Roller Type Sprag) 2000-Up.....	1.....	TBA
<b>HARD PARTS</b>				
690.....	59824D.....	Parking Gear, AW55-50SN / 51SN (18 Lugs) .513" Thk Lugs (4.883" OD) 2000-Up.....	1.....	TBA
696.....	59943D.....	Crush Sleeve, AW55-50SN / AW55-51SN (.485" Thick) 2.675" OD (2.395" ID) 2000-Up.....	1.....	TBA
696.....	59943B.....	Crush Sleeve, AW55-50SN / 51SN Drive Transfer Brgs (2.108" ID, .480" Thick) 2000-Up.....	1.....	TBA
698.....	59624D.....	Oil Deflector (Volvo) Differential, 4-Bolt, 2-5/8" Tall, Goes In Bell Hsg.....	1.....	TBA

## AW 55-50SN, 55-51SN

ILL#	Part#		QTY	REF#
698	59624DA	Oil Deflector (GM) Differential, 4-Bolt, 3-1/2" Tall, Goes In Bell Hsg, 2005-Up.....	1	TBA
698	59624DB	Oil Deflector (Saturn) Diff, 4-Bolt, 2-5/8" Tall, Goes In Bell Hsg (Bottom Bolt Countersunk In Lip) .....	1	TBA
699	59625D	Oil Deflector (Volvo) Differential, 2-Bolt, Goes In Case, 2000-Up .....	1	TBA
699	59625DA	Oil Deflector (GM, Saturn) Differential, 3-Bolt, Goes In Case, 2002-Up.....	1	TBA
710	59809D	Gear, Drive Transfer, 56T, 3 Groove, .790" Thk, 2.315" Tall, 20-Splines, 2000-Up .....	1	TBA
711	59638D	Sleeve, 50SN / 51SN Drive Transfer Brg Retainer (3.928" OD, 1.551" Thk) 2000-Up .....	1	TBA
712	59809DA	Gear (Volvo, Saturn) Driven Transfer, 57T, 4 Groove, 6-1/4" OD, 2000-Up .....	1	TBA
712	59810D	Gear (GM) Driven Transfer, 57T, 4 Groove, 2005-Up.....	1	TBA
715	59910	Diff W/Ring Gear, AW55-50SN (Volvo) (61T, 1-Groove) 12 Bolt (24 Roller Brg On Ring Gr .....	1	TBA
		Side & 27 Roller Brg On Bell Hsg Side) (Hsg Is 7 1/8" Tall With 4 Windows.....		
715	59910A	Differential W/Ring Gear, AW55-51SN (Volvo) (59T, 2-Groove) 12 Bolt (24 Roller Bearing.....	1	TBA
		On Ring Gear Side And 27 Roller Brg On Bell Housing Side) 2000-Up .....		
715	59910B	Diff W/Ring Gear, AW55-50SN (GM) (61T, 5-Groove) 12 Bolt (24 Roller Brg On Ring Gr .....	1	TBA
		Side & 27 Roller Brg On Bell Hsg Side) (Hsg Is 5 1/4" Tall) W/ 4 Windows, 2005-Up.....		
715	59910C	Diff W/Ring Gear, AW55-50SN (Saturn) (61T, 3-Groove) 12 Bolt (24 Roller Brg On Ring Gr .....	1	TBA
		Side & 27 Roller Brg On Bell Hsg Side) (Hsg Is 8 1/4" Tall W/ 2 Windows) AWD, 02-Up .....		
716	59911	Diff Hsg, AW55-50SN / 51SN (Volvo) (12 Bolt) 7 1/8" Tall (24 Roller Brg On Ring Gr .....	1	TBA
		Side & 27 Roller Brg On Diff Hsg Side) (With 4 Windows) 2000-Up .....		
716	59911A	Differential Hsg, AW55-50SN (GM) 12 Bolt (5 1/4" Tall) (24 Roller Brg On Ring Gear .....	1	TBA
		Side & 27 Roller Brg On Differential Hsg Side) (With 4 Windows) 2005-Up .....		
716	59911B	Differential Hsg, AW55-50SN (Saturn) 12 Bolt (8 1/2" Tall) AWD (24 Roller Brg On Ring.....	1	TBA
		Gear Side & 27 Roller Brg On Diff Side) (With 2 Windows) 2002-Up.....		
720	59845	Ring Gear, AW55-50SN Differential (61 Teeth, 1 Groove) (12 Bolt) 2000-Up .....	1	TBA
720	59845A	Ring Gear, AW55-51SN Differential (59 Teeth, 2 Groove) (12 Bolt) 2000-Up .....	1	TBA
730	59846	Pinion Gear, AW55-50SN (25 Teeth, 1 Groove) 1.590" Thick (3.670" OD) 2000-Up.....	1	TBA
730	59846A	Pinion Gear, AW55-51SN (26 Teeth, 2 Groove) 1.590" Thick (3.835" OD) 2000-Up.....	1	TBA

### VALVE BODIES (DACCO VB#)

740	AW-2910	Valve Body, AW55, Early GM, Saturn, Saab, 9165 "No" Code.....	1	TBA
740	AW-2911	Valve Body, AW55, Early GM, Saturn, Saab, 9167 "A" Code .....	1	TBA
740	AW-2912	Valve Body, AW55, Late GM, Saturn, Saab, 9168 "B" Code (W/Out B5 Spring) 2004 .....	1	TBA
740	AW-2913	Valve Body, AW55, Late GM, Saturn, Saab, 9168 "B" Code (W/ B5 Spring) 2005-Up .....	1	TBA
740	AW-2920	Valve Body, AW55, Early Volvo, 9165 "No" Code .....	1	TBA
740	AW-2921	Valve Body, AW55, Early Volvo, 9165 "C" Code.....	1	TBA
740	AW-2922	Valve Body, AW55, Early Volvo, 9167 "A" Code .....	1	TBA
740	AW-2923	Valve Body, AW55, Late Volvo, 9168 "B" Code (W/Out B5 Spring) 2004-Up .....	1	TBA
740	AW-2930	Valve Body, AW55, Nissan, 9168 "B" Code (W/Out B5 Spring) 2004.....	1	TBA
740	AW-2931	Valve Body, AW55, Nissan, 9168 "B" Code (W/ B5 Spring) 2005-Up.....	1	TBA

### VALVE BODIES

740	59747D	Valve Body, AW55-50SN (Volvo) (8 Solenoids) Cast # 9165 (With 2 Black, 2 Blue, 2 Grey .....	1	TBA
		And 2 Green Connectors) 2000-Up .....		
740	59747G	Valve Body, AW55-51SN (Volvo) (8 Solenoids) Cast # 9167 & 9168 (With 2 Black, 2 Blue, .....	1	TBA
		2 Grey, 1 Green And 1 Red Connector) 2000-Up.....		
740	59747DA	Valve Body, AW55-50SN (GM/Saturn) (8 Solenoids) Cast # 9165, 9167, 9168 (With 3 Black, .....	1	TBA
		2 Blue, 1 Grey, 1 Green & 1 Red Connector) 2000-Up .....		

### VALVE BODY COMPONENTS

741	59947-01K	Valve & Sleeve Kit, AW55-50/51SN Lock-Up Relay Control (Sonnax).....	1	Sonnax
741	59947-05K	Valve & Sleeve Kit, AW55-50/51SN Solenoid Relay (Sonnax).....	1	Sonnax
741	59947-03K	Valve & Sleeve Kit, AW55-50/51SN Lock-Up Control (Sonnax) .....	1	Sonnax
741	59947-09K	Valve & Sleeve Kit, AW55-50/51SN Solenoid Module Vlv Capsule Kit (Vlv, Sleeve, Spring).....	1	Sonnax
741	59947-12K	Valve & Sleeve Assembly, AW55-50/51SN Oversized Press Regulator Valve & Spring .....	1	Sonnax
		With Main Boost Valve & Sleeve) Requires Tool F-59947-TL12 And VB-FIX.....		
741	59947-07K	Valve & Sleeve Kit, AW55-50/51SN Main Boost (Sonnax) .....	1	Sonnax
741	59947-16K	Valve & Spring Kit, AW55-50/51SN Secondary Reg Vlv, Req: F-59947-TL16 & VB-FIX .....	1	Sonnax
741	59947-21K	Kit, AW55-50/51SN O-Ringed End Plug Kit (4-Sm, 1-Lrg End Plug, 6-Sm, 2 Lrg O-Ring s).....	1	Sonnax
741	59947-26K	Kit, AW55-50/51SN B4 Release Valve, Req: F-59947-TL26 & VB-FIX .....	1	Sonnax
741	59947-LPC	Kit, AW55-50/51SN LPC(Line Press) Accum Piston Kit (1-Piston, 2-Springs, 2-O-Rings).....	1	Sonnax

### COVERS, HOUSINGS & PANS

746	59708D	Cover, AW55-50SN / 51SN VB (2 Bolt, Aluminum) Cast #35475-50A010, 2000-Up.....	1	TBA
750	59703D	Bell Housing, AW55-50SN (Volvo) (5" Top Bolts) 2.958" OD Axle Seal (4 1/2" Thick).....	1	TBA
		W/ 8 Threaded Holes Around Axle Seal (Cast # 9165) (Starter At 2:00) 2000-Up .....		
750	59703G	Bell Hsg, (Volvo) (3" Top Bolts) 2.480" OD Axle Seal (4 7/8" Thk) Uses External Oil Cooler .....	1	TBA
750	59703DA	Bell Housing, AW55-50SN (GM) (5" Top Bolts) (2.145" OD Axle Seal)(4 11/16" Thick) .....	1	TBA
		(With 4 Threaded Holes Around Axle Seal) (Cast # 9191) (Starter At 3:00) 2005-Up .....		
750	59703DB	Bell Housing, AW55-50SN (Saturn) (5" Top Bolts) (2.400" OD Axle Seal) 5" Thick.....	1	TBA

## AW 55-50SN, 55-51SN

ILL#	Part#		QTY	REF#
		(With 6 Threaded Holes Around Axle Seal) (Cast # 9194) (Starter At 4:00) 2002-Up .....		
759.....	59704D.....	Rear Cover (Volvo, GM, Saturn) 12-Bolt (.735" OD Brg #223) No Threaded Bosses At 12:00.....	1.....	TBA
759.....	59704DA.....	Rear Cover (Volvo, GM, Saturn) 12-Bolt (.735" OD Brg #223) 3-Threaded Bosses At 12:00.....	1.....	TBA
759.....	59704G.....	Rear Cover (Volvo) 12-Bolt (.835" OD Brg #223) 3-Threaded Bosses At 12:00.....	1.....	TBA
759.....	59704GA.....	Rear Cover (Volvo) 12-Bolt (.835" OD Brg #223) No Threaded Bosses At 12:00.....	1.....	TBA
760.....	59701D.....	Case (Volvo) Black Tag) 3-Threaded Bosses Above Axle Seal, 1-Big Boss On Linkage Side.....	1.....	TBA
760.....	59701G.....	Case, AW55-51SN (Volvo) (Red Tag) 2000-Up (These Cases Are Sleeved).....	1.....	TBA
760.....	59701DA.....	Case (GM) (Brown Tag) No Bosses Above Axle Seal, 3-Bosses Same Height Linkage Side.....	1.....	TBA
760.....	59701DB.....	Case (Saturn) (Tan Tag) No Bosses Above Axle Seal, 3-Bosses One Taller On Linkage Side.....	1.....	TBA
760.....	59701DC.....	Case (Saab) (Yellow Tag) (These Cases Are Sleeved).....	1.....	TBA
760.....	59701GA.....	Case, Nissan, 13-Bolt Rear Cover .....	1.....	TBA
760.....	59701F.....	Case, Volvo, 13-Bolt Rear Cover.....	1.....	TBA
766.....	59803D.....	Pan (Volvo) Side (9 Bolt) (With Screw In Vent Fitting) 2000-Up.....	1.....	TBA
766.....	59803G.....	Pan (Volvo) Side (9 Bolt) (With Welded On Vent Tube) 2000-Up.....	1.....	TBA
766.....	59803DA.....	Pan (GM) Side (9 Bolt No Vent) 2005-Up.....	1.....	TBA
789.....	59086D.....	Bolt, AW55-51SN Holds Oil Cooler To Bell Housing 2000-Up.....	1.....	TBA
795.....	59081D.....	Nut, AW55-50SN / 51SN Drive Transfer (2.375" At Flats) Right Hand Threads, 2.000" ID .....	1.....	TBA
796.....	59082D.....	Nut, AW55-50SN / AW55-51SN Holds Pinion To 4-5 Planet Shaft (.965" ID) 2000-Up .....	1.....	TBA
854.....	59142D.....	Cushion, AW55-50SN / 51SN 1-2 Rev Clu (.041" Thick) 4.985" ID, 5.630" OD, 2000-Up .....	1.....	TBA
858.....	59143D.....	Cushion, AW55-50SN Direct Clutch (.032") 4 Teeth, Dished (3.600" ID) 2000-Up.....	1.....	TBA
<b>SNAP RINGS</b>				
NI.....	K59928D.....	Kit, Snap Ring, AW55-50/51 1989-Up.....	1.....	TBA
864.....	59602D.....	Snap Ring, AW55-50/51, Holds 4-5 Clutch Press Plate In Drum .....	1.....	TBA
865.....	59603D.....	Snap Ring, AW55-50/51, Holds 4-5 Clutch Return Spring In Drum.....	1.....	TBA
868.....	59604D.....	Snap Ring, AW55-50/51, Holds 4-5 Planet Ring Gear To Driven Transfer Gear.....	1.....	TBA
869.....	59605D.....	Snap Ring, AW55-50/51, Holds Driven Transfer Gear Cup Races Apart .....	1.....	TBA
870.....	59606.....	Snap Ring, AW55-50/51, 2nd Coast Clutch (4.562" OD).....	1.....	TBA
871.....	59607.....	Snap Ring, AW55-50/51, 2nd Coast Clutch (2.025" OD).....	1.....	TBA
873.....	59608.....	Snap Ring, AW55-50/51, Holds 2nd Brake Clutch Press Plate In .....	1.....	TBA
874.....	59609D.....	Snap Ring, AW55-50/51, Holds 2nd Clutch Press Piston Insert In Stator .....	1.....	TBA
876.....	59610D.....	Snap Ring, AW55-50/51, Holds Forward Clutch Return Spring In Drum.....	1.....	TBA
878.....	59606.....	Snap Ring, AW55-50/51, Direct Clutch.....	1.....	TBA
879.....	59611.....	Snap Ring, AW55-50/51, Forward & Direct Clutch Retainer .....	1.....	TBA
882.....	59612D.....	Snap Ring, AW55-50/51, Holds Rear Ring Gear Hub To Ring Gear.....	1.....	TBA
883.....	59613.....	Snap Ring, AW55-50/51, Retainer To Case .....	1.....	TBA
884.....	59614.....	Snap Ring, AW55-50/51, Low/Rev Retainer.....	1.....	TBA
885.....	59615D.....	Snap Ring, AW55-50/51, Holds Low/Rev Clutch Press Plate In Case .....	1.....	TBA
886.....	59616D.....	Snap Ring, AW55-50/51, Holds Low Sprag To Ring Gear.....	1.....	TBA
888.....	59618D.....	Snap Ring, AW55-50/51, Holds Sun Gear In Planet .....	1.....	TBA
889.....	59617.....	Snap Ring, AW55-50/51, Hub To Ring Gear .....	1.....	TBA
892.....	59619D.....	Snap Ring, AW55-50/51, Holds 1-2/Rev Clutch Press Plate In.....	1.....	TBA
893.....	59620D.....	Snap Ring, AW55-50/51, Holds 1-2/Rev Clutch Spring Retainer .....	1.....	TBA
<b>PISTONS, RETAINERS &amp; LINKAGE</b>				
NI.....	K59928F.....	Kit, Snap Ring, AW55-50SN / AW55-51SN .....	1.....	TBA
905.....	K59998D.....	Servo Assy, 3rd Gear Band (W/ 7/8" Thk Cover) (W/ 2-Stripe Pin) .....	1.....	TBA
905.....	K59998DA.....	Servo Assy, 3rd Gear Band (W/ 2 1/2" Thk Cover) (W/ 1-Stripe Pin) .....	1.....	TBA
905.....	K59998DB.....	Servo Assy, 3rd Gear Band (W/ 7/8" Thk Cover) (W/ 1-Stripe Pin) .....	1.....	TBA
907.....	59998F.....	Servo Piston, 3rd, Except Nissan, No-ID Groove On Shaft, 01-Up.....	1.....	24220756
907.....	59998FA.....	Servo Piston, 3rd, Except Nissan, 1-ID Groove On Shaft, 01-Up .....	1.....	24220757
907.....	59998FB.....	Servo Piston, 3rd, Except Nissan, 2-ID Groove On Shaft, 01-Up .....	1.....	24220758
907.....	59998FC.....	Servo Piston, 3rd, Except Nissan, 3-ID Groove On Shaft, 01-Up .....	1.....	24220759
907.....	59998FD.....	Servo Piston, 3rd, Except Nissan, 4-ID Groove On Shaft, 01-Up .....	1.....	24220760
907.....	59998G.....	Servo Piston, 3rd, Nissan, No-ID Groove On Shaft, 01-Up.....	1.....	31615-84001
907.....	59998GA.....	Servo Piston, 3rd, Nissan, 1-ID Groove On Shaft, 01-Up .....	1.....	31615-84002
907.....	59998GB.....	Servo Piston, 3rd, Nissan, 2-ID Groove On Shaft, 01-Up .....	1.....	31615-84003
907.....	59998GC.....	Servo Piston, 3rd, Nissan, 3-ID Groove On Shaft, 01-Up .....	1.....	31615-84004
907.....	59998GD.....	Servo Piston, 3rd, Nissan, 4-ID Groove On Shaft, 01-Up .....	1.....	31615-84005
909.....	59560D.....	Cover, 3rd Servo, GM/Saturn, Includes: Cover, O-Rings & Snap-Ring.....	1.....	24228347
909.....	59560F.....	Cover, 3rd Servo, Volvo/Saab, Updated Fix, Includes: Cover, O-Rings & Snap-Ring.....	1.....	30651771
916.....	59621D.....	Band Anchor, AW55-50SN / AW55-51SN 3rd Gear (With 5 Sided Head) 2000-Up.....	1.....	TBA
930.....	K59997D.....	Accum Assy, AW55-50SN / AW55-51SN Fwd & Dir Cl (Piston Is .800" OD) 2000-Up.....	1.....	TBA
961.....	59762D.....	Piston, AW55-50SN / AW55-51SN 4-5 Clutch (.475" Thick At The Edge) (4.500" OD) .....	1.....	TBA
		(1.970" ID) With Check Ball & 18 Spring Pockets 2000-Up.....		
962.....	59763D.....	Piston, 2nd Clutch (Alum) .492" Thick, 5.590" ID, 6 1/4" OD (No Inner O-Ring Groove) 2000-Up.....	1.....	TBA
962.....	59763DA.....	Piston Insert, 2nd Clu (.315" Thk) 4.895" ID (5.580" OD) 2000-Up .....	1.....	TBA
962.....	59763DB.....	Piston Insert, 2nd Clu (.310" Thk) 4.895" ID (5.580" OD) 2000-Up .....	1.....	TBA

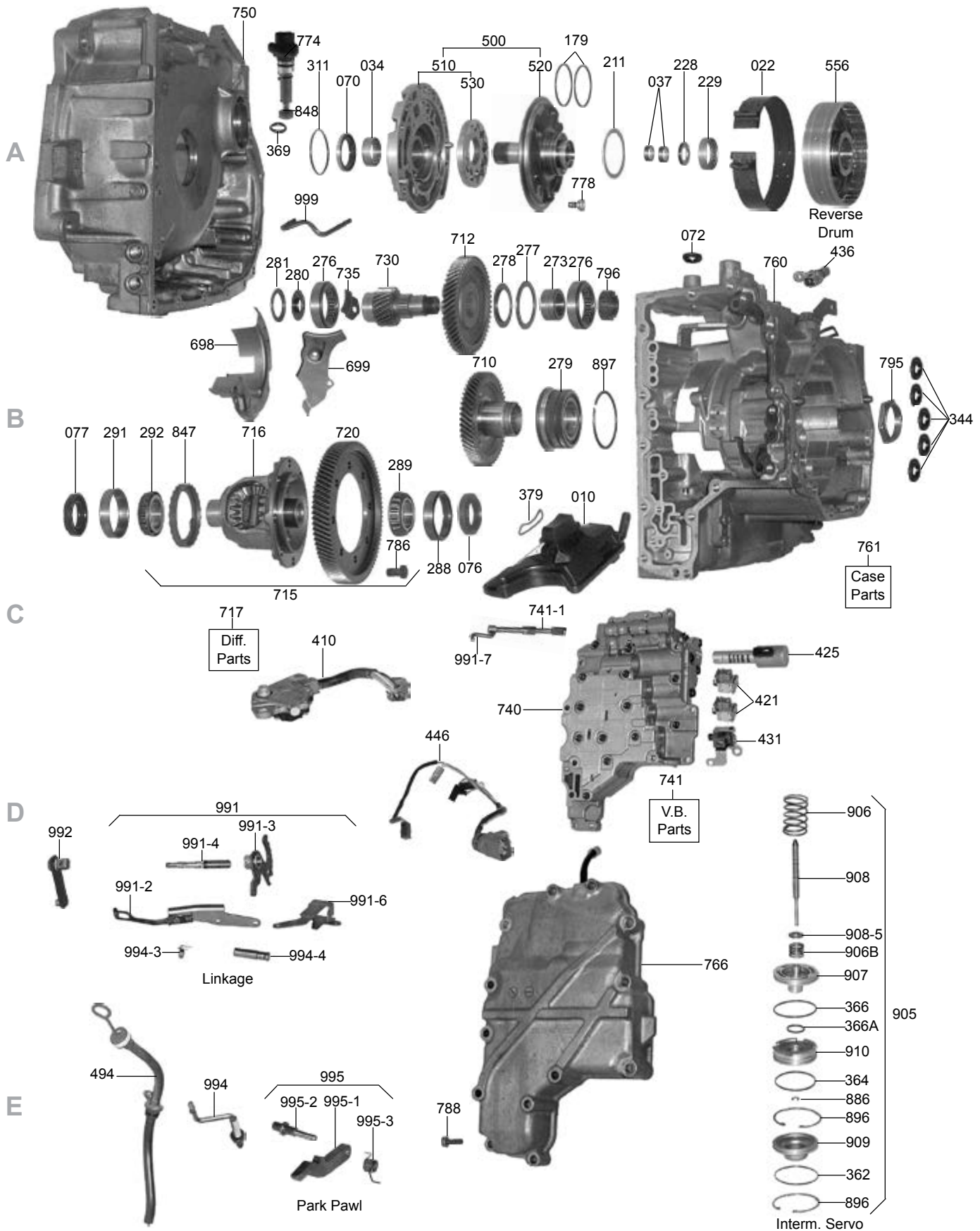
## AW 55-50SN, 55-51SN

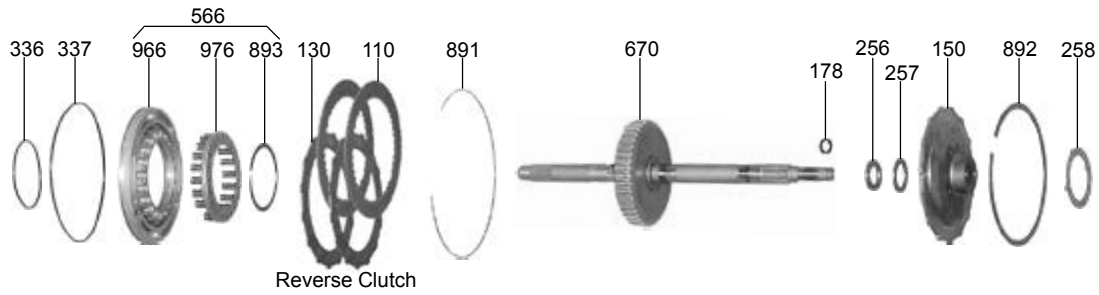
ILL#	Part#		QTY	REF#
964.....	59764D.....	Piston, Forward Clu (1.850" Thk At Edge) (W/ 2 Check Balls) 2000-Up .....	1 .....	TBA
964.....	59764G.....	Piston, Forward Clu (1.790" Thick At Edge) (W/ 2 Check Balls) 2000-Up.....	1 .....	TBA
965.....	59760D.....	Piston, Direct Cl (Alum) .505" Thk At Edge (W/ Check Ball, 16 Spring Pockets) .....	1 .....	TBA
965.....	59760G.....	Piston, AW55-51SN Dir Cl (Alum) .487" Thk At Edge (W/ Check Ball, 16 Spring Pockets) .....	1 .....	TBA
966.....	59761D.....	Piston, 50SN / 51SN 1-2 Rev Cl (.425" Thk At Edge) 2.725" ID, 5.505" OD, 22 Pockets .....	1 .....	TBA
967.....	59765A.....	Piston, AW55-50SN Low/Reverse Clutch (1.222" Thick) (6 1/4" OD) 2000-Up .....	1 .....	TBA
967.....	59865G.....	Piston, AW55-51SN Low/Reverse Clutch (1.175" Thick) (6 1/4" OD) 2000-Up.....	1 .....	TBA
969.....	59766D.....	Piston, 50SN / 51SN 2nd Coast Cl (Alum) (.500" Thk) 2.035" ID, 4.24" OD, 15 Pockets.....	1 .....	TBA
976.....	59871D.....	Retainer W/Springs, 1-2 Reverse Cl Return (22 Springs) 2.68" ID, 3.988" OD.....	1 .....	TBA
981.....	59872D.....	Retainer W/Springs, 4-5 Clutch Ret (18 Springs) .792" Thk, 3.105" OD, 1.93" ID .....	1 .....	TBA
982.....	59873D.....	Retainer W/Springs, AW55-50SN 2nd Brake Clutch (12 Springs) 4.875" ID (5.800" OD).....	1 .....	TBA
982.....	59873G.....	Retainer W/Springs, AW55-51SN 2nd Clutch (8 Springs) 4.875" ID (5.800" OD) 2000-Up .....	1 .....	TBA
985.....	59874.....	Retainer W/Springs, 50SN / 51SN Fwd & Dir Cl Ret(16 Springs) .950, 3.125" OD, 1.84" ID.....	1 .....	TBA
987.....	59875.....	Retainer W/Springs, AW55-50SN / 51SN Low/Rev Cl (.775" Thk, 6/5/16" OD) 15 Springs.....	1 .....	TBA
989.....	59876.....	Retainer W/Springs, AW55-50SN / 51SN 2nd Coast Cl (1.84" ID, 3.14" OD, 15 Springs).....	1 .....	TBA
991.....	K59631D.....	Linkage Assembly, AW55-50SN / AW55-51SN (Internal) (5 Pieces) 2000-Up .....	1 .....	TBA
995.....	K59824D.....	Park Pawl Assembly, AW55-50SN / AW55-51SN (6 Pieces) 2000-Up .....	1 .....	TBA
998.....	59480D.....	Oil Cooler, AW55-51SN External (1 Bolt) (3 7/8" OD) 2000-Up.....	1 .....	TBA
999.....	K59637D.....	Oil Tube Set, AW55-50SN / AW55-51SN (3 Pieces) 2000-Up .....	1 .....	TBA

### Notes

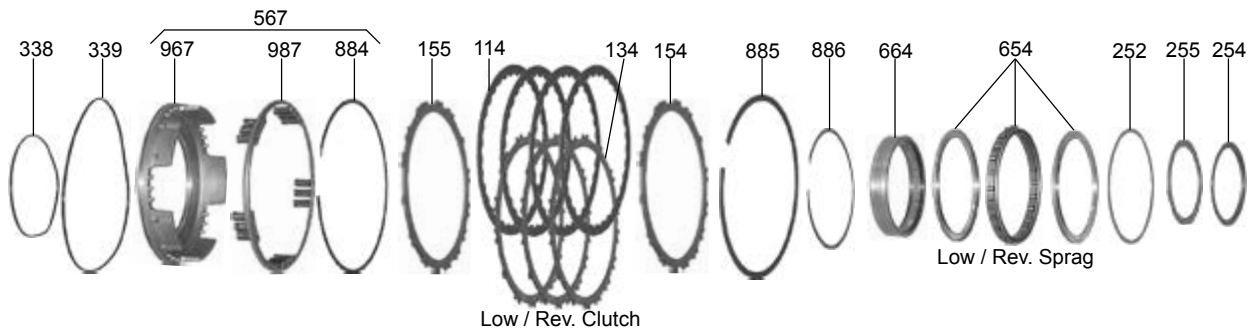


## AW 60-40LE







A



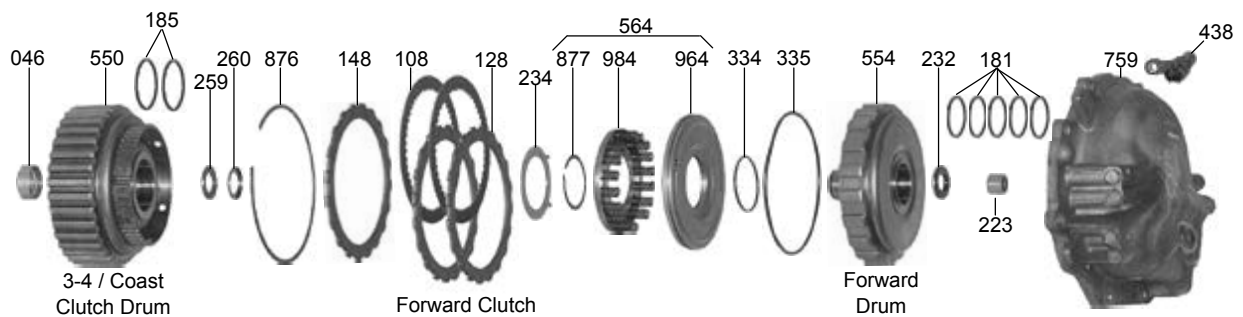
B



C



D



E

## AW 60-40LE

ILL#	Part#		QTY	REF#
<b>OVERHAUL KITS</b>				
NI.....	K59900E .....	Overhaul Kit, 60-40LE (Suzuki Esteem, Vauxhall, Opel Astra, Corsa) 1993-Up .....	1 .....	N/A
<b>MASTER L/STEEL KITS</b>				
NI.....	DK5900ES .....	Master L/Steels Kit, 60-40LE (Suzuki Esteem, Vauxhall, Opel Astra, Corsa) 1993-Up .....	1 .....	N/A
<b>MASTER W/STEELS KITS</b>				
NI.....	DK5900E .....	Master W/Steels Kit, 60-40LE (Suzuki Esteem, Vauxhall, Opel Astra, Corsa) 1993-Up .....	1 .....	N/A
<b>FILTERS</b>				
010.....	59710A .....	Filter, 60-40LE 1993-01 92-UP .....	1 .....	26445-60G10
<b>BANDS</b>				
022.....	59700A .....	Band, 60-40LE Intermediate (Flex) 1993-Up 92-UP .....	1 .....	26971-60G10
<b>BUSHINGS</b>				
030.....	K59901E .....	Bushing Kit, 60-40LE 1993-Up .....	1 .....	TBA
<b>METAL CLAD SEALS</b>				
070.....	57151A .....	Seal, Front Pump 1995-Up .....	1 .....	22881-60G10
076.....	59152B .....	Seal, Axle Both Sides, 1995-E97 .....	2 .....	27431-60G10
076.....	59152B .....	Seal, Axle, Diff Ring Gear Side, L97-Up .....	1 .....	27431-60G10
077.....	59152C .....	Seal, Axle, Bell Housing Side, L97-Up .....	1 .....	27441-60G10
NI.....	78197 .....	Seal, Manual Control Shaft, 1995-Up .....	1 .....	TBA
<b>FRICTIONS</b>				
100.....	59100B .....	Friction, 60-40LE 3-4 Clutch (.067") (51 Teeth) (5.600" OD) 1993-UP .....	2-4 .....	90444669
108.....	59100B .....	Friction, 60-40LE Forward Clutch (.067") (51 Teeth) (5.600" OD) 1993-UP .....	2 .....	90444669
110.....	59111 .....	Friction, 60-40LE Reverse Clutch (.071") (44 Teeth) (4.962" OD) 1993-Up .....	2 .....	90444546
110.....	59111A .....	Friction, 60-41SN Reverse Clutch (.075") (44 Teeth) (5.250" OD) 1998-Up .....	2 .....	TBA
112.....	59100A .....	Friction, 60-40LE Coast Clutch (.067") (44 Teeth) (4.962" OD) 1993-UP .....	2 .....	90444685
114.....	59108 .....	Friction, 60-40LE Low / Reverse Clutch (.067") (33 Teeth) (6.302" OD) 1995-Up .....	4 .....	90348808
119.....	K59EF .....	Friction Module, AW60-40LE 1995-Up .....	1 .....	TBA
<b>STEELS</b>				
120.....	59113 .....	Steel, 60-40LE 3-4 Clutch (.071") (36 Teeth) 1993-UP .....	2-3 .....	90444885
120.....	59113A .....	Steel, 60-40LE 3-4 Clutch (.098") (36 Teeth) 1998-UP .....	1 .....	TBA
128.....	59107E .....	Steel, 60-40LE Forward Clutch (.071") (20 Teeth) 1993-Up .....	3 .....	TBA
130.....	59112 .....	Steel, 60-40LE Reverse Clutch (.071") (6 Lugs) (4.100" ID) 1993-UP .....	2 .....	90444686
130.....	59112A .....	Steel, 60-41SN Reverse Clutch (.071") (15 Teeth) (4.100" ID) 1998-Up .....	2 .....	TBA
132.....	59101A .....	Steel, 60-40LE Coast Clutch (.072") (16 Teeth) 1993-UP .....	2-3 .....	90444863
134.....	59105A .....	Steel, 60-40LE Low / Reverse Clutch (.071") (15 Teeth) 1993-UP .....	2 .....	90444973
139.....	K59ES .....	Steel Module, AW60-40LE 1995-Up .....	1 .....	TBA
<b>PRESSURE PLATES</b>				
140.....	59715E .....	Pressure Plate, 60-40LE 3-4 Clutch (Top) (.142") (36T) Also Fits 3-4 Clutch Bottom .....	1-2 .....	TBA
140.....	59715EA .....	Pressure Plate, 60-40LE 3-4 Clutch (Top) (.150") (36T) Also Fits 3-4 Clutch Bottom .....	1-2 .....	TBA
148.....	59716E .....	Pressure Plate, 60-40LE Forward Clutch (Top) (.142") .....	1 .....	TBA
148.....	59716EA .....	Pressure Plate, AW60-40LE Forward Clutch (top) (.150") (20 Teeth) .....	1 .....	TBA
150.....	59717E .....	Press Plate, 60-40LE Reverse Clu W/ Splined Hub (15 Lugs) (.160" Thick At Edge) .....	1 .....	TBA
152.....	59718E .....	Press Plate, 60-40LE Coast Clu (Top) (.126") (16T) Also Fits Coast Cl Bottom .....	1-2 .....	TBA
152.....	59718EA .....	Press Plate, 60-40LE Coast Clu (Top) (.155") (16T) Also Fits Coast Cl Bottom .....	1-2 .....	TBA
155.....	59719E .....	Press Plate, 60-40LE Low / Rev Clu (Top) (.42") (15T) Also Low/Rev Clu Bottom .....	1-2 .....	TBA
<b>SEALING RINGS</b>				
175.....	K59300A .....	Ring Kit, 60-40LE 1992-UP .....	1 .....	TBA
<b>WASHERS &amp; BEARINGS</b>				
211.....	59401E .....	Washer, 60-40LE Stator To Reverse Clutch Drum (.060") Plastic (1 Tab) .....	1 .....	TBA
214.....	59402E .....	Washer, 60-40LE Rear Ring Gear Hub To 3-4 Coast Clutch Drum (4 Tab) Plastic .....	1 .....	TBA
219.....	59436E .....	Race, 60-40LE Forward Sprag (40 Teeth) (2.460" ID) (.117" Thick) .....	1 .....	TBA
223.....	59415E .....	Caged Bearing, 60-40LE Rear Cover (BKM131715J) .....	1 .....	TBA
228.....	59416E .....	Bearing W/Races, 60-40LE Stator To Reverse Clutch Hub Input Shaft .....	1 .....	24171-60G10
229.....	59417E .....	Caged Bearing, 60-40LE Stator To Reverse Drum (1.770" OD) (.468" Wide) .....	1 .....	24733-60G10
232.....	59418E .....	Bearing, 60-40LE Fwd Clu Drum To Rear Cover (1.231" OD, .639" ID, .140 Thk) .....	1 .....	TBA
234.....	59403E .....	Washer, 60-40LE Forward Clutch Drum To 3-4 Coast Clutch Drum (4 Tab) Plastic .....	1 .....	TBA
238.....	59419E .....	Bearing W/Race, 60-40LE Planet To Front Ring Gear Hub (3.276" OD) .....	1 .....	24912-60G10
239.....	59437E .....	Race, 60-40LE Planet To Front Ring Gear Hub (4 Tab) .....	1 .....	24913-60G10

## AW 60-40LE

ILL#	Part#		QTY	REF#
247.....	59420E.....	Brg W/Race, Sun Gear To Rear Ring Gear Hub (1.270" OD) (.745" ID) .....	1-2.....	24935-60G10
248.....	59438E.....	Race, 60-40LE Sun Gear To Rear Ring Gear Hub.....	1.....	24955-60G10
250.....	59439E.....	Race, 60-40LE Planet To Rear Ring Gear Hub (4 Tab).....	1.....	24916-60G10
251.....	59421E.....	Bearing W/Race, 60-40LE Planet To Rear Ring Gear Hub.....	1.....	24915-60G10
252.....	59440E.....	Race, 60-40LE Sprag To Front Ring Gear (Plastic) (.058" Thick) .....	1.....	TBA
253.....	59422E.....	Bearing W/Race, 60-40LE Low / Reverse Inner Race To Front Planet (2.550" ID).....	1.....	TBA
254.....	59441E.....	Race, 60-40LE Low / Reverse Sprag Inner Race Spacer Bearing (2.690" ID) .....	1.....	TBA
255.....	59442E.....	Spacer, 60-40LE Low / Reverse Inner Race To Bearing Race (.078").....	1.....	TBA
256.....	59423E.....	Brg, 60-40LE Input Shaft To Rev Clu Press Plate (1.225" OD, .738" ID, .110" Thk) .....	1.....	TBA
257.....	59443E.....	Race, 60-40LE Input Shaft To Reverse Clutch Pressure Plate (.079") (1.310" OD).....	1.....	TBA
258.....	59404E.....	Washer, 60-40LE Reverse Clutch Pressure Plate To Drive (.056" Thick) (4 Tabs).....	1.....	TBA
259.....	59420E.....	Brg W/Race, Forward Drum To Rear Ring Gear Hub (1.270" OD) (.745" ID).....	1.....	TBA
260.....	59444E.....	Race, 60-40LE Forward Drum To Rear Ring Gear Hub.....	1.....	TBA
273.....	59978E.....	Inner Race, 60-40LE Pinion Shaft To Roller Bearing (06NU0716/20 KOYO) .....	1.....	TBA
276.....	59424E.....	Roller Brg, Pinion Shaft To Bell Hsg (Cast # RNU090716-1) Also Pinion Shaft To Case.....	1-2.....	24193-60G10
277.....	59425E.....	Bearing W/Race, 60-40LE Driven Transfer Gear To Case.....	1.....	24186-60G10
278.....	59445E.....	Race, 60-40LE Driven Transfer Gear To Case.....	1.....	24187-60G10
279.....	59426E.....	Ball Brg, 60-40LE Drive Transfer Gear Supp (2 Rolls Of Ball Brgs) # FBD49-1 G NSK .....	1.....	TBA
280.....	59446E.....	Race, 60-40LE Pinion Shaft To Bell Housing.....	1.....	24189-60G10
281.....	59427E.....	Bearing W/Race, 60-40LE Pinion Shaft To Bell Housing.....	1.....	24188-60G10
288.....	59978EA.....	Cup Race, 60-40LE Diff Hsg To Bell (Cast # TR080702J) .....	1-2.....	TBA
289.....	59977E.....	Cone Brg, 60-40LE Diff Hsg To Bell Hsg (Cast # TR080702J).....	1-2.....	TBA
291.....	59978EA.....	Cup Race, 60-40LE Diff Hsg To Case (Cast # TR080702J).....	1.....	TBA
292.....	59977E.....	Cone Brg, 60-40LE Diff Hsg To Case (Cast # TR080702J).....	1.....	TBA
<b>ELECTRICAL COMPONENTS</b>				
410.....	59991E.....	Switch, 60-40LE Neutral Safety (Tag # 60A030) (Tag #60A050) (9-Blade Conn) .....	1.....	37720-60G11
421.....	59955E.....	Solenoid, 60-40LE Shift A&B 1993-UP.....	2.....	26426-60G11
425.....	59954E.....	Solenoid, 60-40LE Lock-Up 1993-UP.....	1.....	TBA
431.....	59946E.....	Solenoid, 60-40LE EPC (Linear) .....	1.....	26427-60G10
436.....	59958E.....	Sensor, 60-40LE Output Speed (VSS) (Reads Off The Pinion) (Grey) .....	1.....	26141-60G10
438.....	59957E.....	Sensor, 60-40LE Input Speed (TSS) (Reads Off The Forward Drum) (Black) .....	1.....	26143-60G10
445.....	59986E.....	Wire Harness, 60-40LE External.....	1.....	TBA
446.....	59988E.....	Wire Harness, 60-40LE Internal (7 Prong Case Conn W/ Five 2-Prong Conn).....	1.....	TBA
<b>MISCELLANEOUS COMPONENTS</b>				
492.....	59628E.....	Drain Plug, 60-40LE (Allen Head) .....	1.....	TBA
494.....	K59599E.....	Tube, 60-40LE Filler Tube With Dipstick.....	1.....	TBA
<b>PUMPS &amp; PUMP COMPONENTS</b>				
500.....	59912E.....	Complete Pump, 60-40LE (Cast Letter "C") .....	1.....	TBA
510.....	59916E.....	Pump Body, 60-40LE With Gears (Cast Letter "C").....	1.....	TBA
520.....	59915E.....	Stator, 60-40LE (Cast Letter "C").....	1.....	22820-60G10
530.....	K59201E.....	Pump Gear Set, 60-40LE (.373" Thick) .....	1.....	TBA
<b>DRUMS &amp; CLUTCH HUBS</b>				
550.....	59734E.....	Drum, 60-40LE 3-4 Coast Clutch.....	1.....	TBA
554.....	59733E.....	Drum, 60-40LE Forward Clutch (2 Clutch) (20 Teeth Steels).....	1.....	TBA
556.....	59735E.....	Drum, 60-40LE Reverse Clutch (2 Clutch) .....	1.....	TBA
564.....	K59764E.....	Piston Kit, 60-40LE Forward Clutch.....	1.....	TBA
566.....	K59767E.....	Piston Kit, Rev Cl (2-Cl Drum) (20 Spring Pockets, 18 Spring Retainer, .031" Snap Ring).....	1.....	TBA
567.....	K59765E.....	Piston Kit, Low/Rev Cl (Cast # 3B) Piston 1.265" Thick x 6 1/8" OD (Retainer Same OD).....	1.....	TBA
569.....	K59766E.....	Piston Kit, 60-40LE 3-4 Coast Clutch (16 Springs) (8 Lug Piston) (2.150" ID).....	1.....	TBA
570.....	59744E.....	Hub, 60-40LE 3-4 Clutch Hub.....	1.....	TBA
<b>PLANETS, RING GEARS &amp; SUN GEARS</b>				
584.....	59748E.....	Planet, 60-40LE (Uses A 26 Teeth / 35 Teeth Sun Gear) .....	1.....	24910-60G10
592.....	59758E.....	Ring Gear, 60-40LE Rear & Coast Clutch Hub.....	1.....	TBA
594.....	59758EB.....	Ring Gear, 60-40LE Front & Low/Reverse Clutch Hub (33 Outer Teeth) (2.270" Thick).....	1.....	TBA
602.....	59742E.....	Hub, 60-40LE Rear Ring Gear (.833" ID) (4 Holes) .....	1.....	TBA
604.....	59743E.....	Hub, 60-40LE Front Ring Gear (98 Teeth) (2.615" ID) .....	1.....	TBA
614.....	59759E.....	Sun Gear, 60-40LE (26 Teeth / 35 Teeth).....	1.....	24931-60G10
<b>SPRAGS &amp; ONE WAY CLUTCHES</b>				
652.....	59726E.....	Sprag, 60-40LE Forward With Brass Races (22 Lugs) (.434" Thick) .....	1.....	26672-60GT0
654.....	59727E.....	Sprag, 60-40LE Low / Reverse With Brass Races (24 Lugs) (.450" Thick).....	1.....	TBA
663.....	59730E.....	Outer Race, 60-40LE Forward Sprag (.573" Thick) (2.663" ID) (44 Teeth) .....	1.....	TBA
664.....	59729E.....	Inner Race, 60-40LE Low / Reverse Sprag (.670" Thick) (3.835" OD).....	1.....	TBA

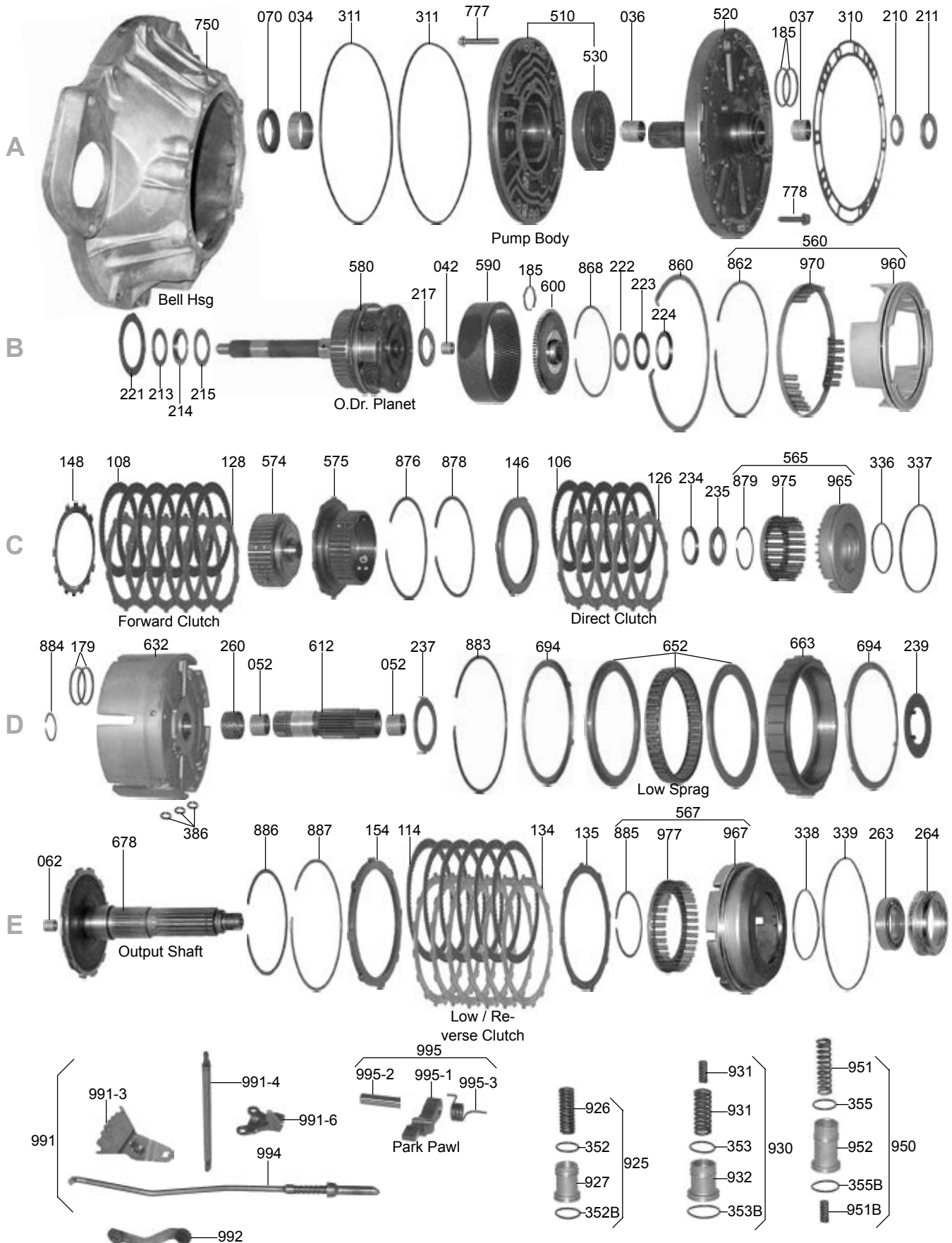
## AW 60-40LE


ILL#	Part#		QTY	REF#
<b>DIFFERENTIALS &amp; COMPONENTS</b>				
670.....	59851E.....	Shaft, Input W/ Rev Cl Hub (16 Conv Spline / 16 Rear Spline) 12-1/2" , 44T Clu Hub .....	1 .....	TBA
698.....	59624E.....	Oil Baffle, 60-40LE Differential To Bell Housing (3 Bolt Tin) .....	1 .....	TBA
699.....	59625E.....	Oil Baffle, 60-40LE Differential To Case (3 Bolt Tin) .....	1 .....	TBA
710.....	59809E.....	Gear, 60-40LE Drive Transfer (53 Teeth) .....	1 .....	24510-60G11
712.....	59910E.....	Gear, 60-40LE Driven Transfer (54 Teeth) Fits 121720A Drive Gear (With 12 Park Lugs) .....	1 .....	TBA
716.....	59911E.....	Differential Housing, 60-40LE With Spider Gears (.980" ID Axle Hole) .....	1 .....	TBA
720.....	59845E.....	Ring Gear, 60-40LE Differential (87 Teeth / 3 Groove) Fits 121730A Pinion .....	1 .....	TBA
730.....	59846E.....	Pinion, 60-40LE Shaft (23 Teeth / 3 Groove) Fits 121720A Ring Gear .....	1 .....	TBA
735.....	59626E.....	Oil Baffle, 60-40LE Pinion Shaft To Bell (1 Bolt) .....	1 .....	TBA
<b>VALVE BODIES</b>				
740.....	59754E.....	Valve Body, 60-40LE (4 Solenoid Type) .....	1 .....	26500-65G30
<b>COVERS, CASES &amp; HOUSINGS</b>				
750.....	59703E.....	Bell Housing, 60-40LE (Cast # 60A080) .....	1 .....	TBA
759.....	59704E.....	Rear Cover, 60-40LE (Cast # 35143-60A010) (10 Bolt) Aluminum .....	1 .....	24731-60G10
760.....	59701E.....	Case, 60-40LE (Pink Tag With # 60-42LE) .....	1 .....	24710-60G12
766.....	59803E.....	Pan, 60-40LE Side (Aluminum) Cast # 35151-60A050 (13 Bolt) .....	1 .....	24751-60G11
774.....	59228E.....	Speed-O Housing, 60-40LE (With 20 Teeth Driven Gear) With 2 Prong Connector .....	1 .....	TBA
795.....	59081E.....	Nut, 60-40LE Hold Drive Transfer Gear To Bearing Support (2.158" OD At Flats) .....	1 .....	TBA
796.....	59082E.....	Nut, 60-40LE Pinion Shaft Roller Bearing (12 Teeth Rotor) Right Hand Threads .....	1 .....	TBA
847.....	59227E.....	Gear, 60-40LE Speed-O (23 Teeth) Plastic .....	1 .....	TBA
<b>SNAP RINGS &amp; MISCELLANEOUS</b>				
861.....	59601E.....	Snap Ring, AW60-40LE Holds Rear Ring Gear To Hub .....	1 .....	TBA
863.....	59609.....	Snap Ring, AW60-40LE Front Hub To Front Ring Gear .....	1 .....	TBA
870.....	59602E.....	Snap Ring, AW60-40LE Coast Clutch Press Plate To Drum .....	1 .....	TBA
871.....	59603E.....	Snap Ring, AW60-40LE Coast Clutch Retainer .....	1 .....	TBA
876.....	59604E.....	Snap Ring, AW60-40LE Holds Forward Clutch Press Plate In Drum .....	1 .....	TBA
877.....	59605E.....	Snap Ring, AW60-40LE Forward Retainer .....	1 .....	TBA
883.....	59607E.....	Snap Ring, AW60-40LE Forward Sprag To Rear Ring Gear .....	1 .....	TBA
884.....	59606.....	Snap Ring, AW60-40LE Low/Rev Retainer .....	1 .....	TBA
885.....	59608E.....	Snap Ring, AW60-40LE Low/Rev Press Plate .....	1 .....	TBA
886.....	59610E.....	Snap Ring, AW60-40LE Low/Rev Sprag To Front Ring Gear .....	1 .....	TBA
889.....	59609.....	Snap Ring, AW60-40LE 3-4 Clutch Hub To Front Ring Gear .....	1 .....	TBA
890.....	59602E.....	Snap Ring, AW60-40LE 3-4 Clutch Press Plate To Drum .....	1 .....	TBA
891.....	59611E.....	Snap Ring, AW60-40LE Reverse Clutch Press Plate (Bottom) .....	1 .....	TBA
892.....	59612E.....	Snap Ring, AW60-40LE Reverse Clutch Press Plate (Top) .....	1 .....	TBA
893.....	59613E.....	Snap Ring, AW60-40LE Reverse Clutch Retainer .....	1 .....	TBA
897.....	59614E.....	Snap Ring, AW60-40LE Holds Drive Gear In Case .....	1 .....	TBA
861.....	K59928E.....	Kit, Snap Ring, 60-40LE .....	1 .....	TBA
905.....	K59998E.....	Servo Assembly, 60-40LE Intermediate .....	1 .....	TBA
991.....	59631E.....	Linkage, 60-40LE Internal .....	1 .....	TBA
992.....	59627E.....	Shift Lever, 60-40LE External .....	1 .....	TBA
994.....	59623E.....	Park Pawl Actuator, 60-40LE .....	1 .....	25920-60G10
995.....	K56923E.....	Park Pawl Assembly, 60-40LE .....	1 .....	TBA
999.....	K59629E.....	Oil Tube Set, 60-40LE .....	1 .....	TBA



### Notes

## AW 450-43LE





## AW 450-43LE

ILL#	Part#		QTY	REF#
<b>OVERHAUL KITS</b>				
NI.....	K94900C.....	Overhaul Kit, A450-43LE, Medium Truck, GM, Isuzu, Fuso, Mitsubishi, Nissan 1998-Up .....	1 .....	N/A
<b>MASTER L/STEEL KITS</b>				
NI.....	DK9400CS.....	Master L/Steels Kit, A450-43LE 1998-Up.....	1 .....	N/A
<b>MASTER W/STEELS KITS</b>				
NI.....	DK9400C.....	Master W/Steels Kit, A450-43LE 1998-Up .....	1 .....	N/A
<b>FILTERS</b>				
010.....	94710C.....	Filter, A450-43LE 1998-Up .....	1 .....	N/A
011.....	FK94710C.....	Filter Kit, A450-43LE 1998-Up.....	1 .....	N/A
<b>BUSHINGS</b>				
030.....	K94000C.....	Bushing Kit, A450-43LE (10 Bushings) 1998-Up.....	1 .....	TBA
034.....	94005.....	Bushing, A450-43LE Pump Body 1998-Up .....	1 .....	TBA
<b>METAL CLAD SEALS</b>				
070.....	94151.....	Seal, A450-43LE Front Pump 1998-Up.....	1 .....	8-97218-280-0
072.....	78197.....	Seal, A450-43LE Manual Lever Shaft 1998-Up.....	1 .....	TBA
074.....	94152A.....	Seal, A450-43LE Extension Housing 1998-Up.....	1 .....	8-97202-071-0
NI.....	94159.....	Seal, A450-43LE Valve Body To Case 1998-Up.....	1 .....	TBA
<b>FRICTIONS</b>				
100.....	94100B.....	Friction, A450-43LE Overdrive Brake Clutch (.063") (20 Teeth) 1998-Up .....	3 .....	TBA
102.....	94102A.....	Friction, A450-43LE Overdrive Direct Clutch (.083") (47 Teeth) 1998-Up .....	3 .....	TBA
104.....	94100.....	Friction, A450-43LE 2nd Brake Clutch (.083") (70 Teeth) 1998-Up.....	5 .....	35633-36060
106.....	94102.....	Friction, A450-43LE Direct Clutch (.083") (46 Teeth) 1998-Up .....	5 .....	35633-60040
108.....	94102.....	Friction, A450-43LE Forward Clutch (.083") (46 Teeth) 1998-Up .....	7 .....	35633-60040
114.....	94104.....	Friction, A450-43LE Low / Reverse (.067") (70 Teeth) 1998-Up .....	6 .....	35633-60030
119.....	K94CF.....	Friction Module, A450-43LE 1998-Up .....	1 .....	TBA
<b>STEELS</b>				
120.....	94105A.....	Steel, A450-43LE Overdrive Brake Clutch (.095") (6 Teeth) (6.400" ID) 1998-Up.....	2 .....	TBA
122.....	94101D.....	Steel, A450-43LE Overdrive Direct Clutch (.078") (20 Teeth) 1998-Up .....	3 .....	TBA
124.....	94105D.....	Steel, A450-43LE 2nd Brake Clutch (.110") (6 Teeth) 1998-Up .....	5 .....	TBA
126.....	94101B.....	Steel, A450-43LE Direct Clutch (.095") (10 Teeth) 1998-Up .....	5 .....	TBA
126.....	94101.....	Steel, A450-43LE Direct (Selective) (.071") (10 Teeth) 1998-Up.....	AR .....	TBA
126.....	94101E.....	Steel, A450-43LE Direct (Selective) (.075") (10 Teeth) 1998-Up.....	AR .....	TBA
126.....	94101C.....	Steel, A450-43LE Direct (Selective) (.079") (10 Teeth) 1998-Up.....	AR .....	TBA
126.....	94101A.....	Steel, A450-43LE Direct (Selective) (.0787") (10 Teeth) 1998-Up.....	AR .....	TBA
128.....	94101.....	Steel, A450-43LE Forward Clutch (.071") (10 Teeth) 1998-Up.....	7 .....	35634-36010
128.....	94101E.....	Steel, A450-43LE Forward (Selective) (.075") (10 Teeth) 1998-Up.....	AR .....	TBA
128.....	94101C.....	Steel, A450-43LE Forward (Selective) (.079") (10 Teeth) 1998-Up.....	AR .....	35634-36040
128.....	94101A.....	Steel, A450-43LE Forward (Selective) (.087") (10 Teeth) 1998-Up.....	AR .....	35634-36040
128.....	94101B.....	Steel, A450-43LE Forward (Selective) (.095") (10 Teeth) 1998-Up.....	AR .....	35634-36050
134.....	94103B.....	Steel, A450-43LE Low / Reverse Clutch (.110") (16 Teeth) 1998-Up .....	6 .....	TBA
135.....	94965C.....	Cushion Steel, A450-43LE Low / Reverse Clutch (.100") (8 Teeth) 1998-Up.....	1 .....	TBA
139.....	K94CS.....	Steel Module, A450-43LE 1998-Up .....	1 .....	TBA
<b>PRESSURE PLATES</b>				
140.....	94715C.....	Pressure Plate, A450-43LE OD-Brake Clutch (Top) (.195") (6 Teeth) 1998-Up .....	1 .....	TBA
141.....	94715CA.....	Pressure Plate, A450-43LE OD-Brake Clutch (Bottom) (.158") (6 Teeth) 1998-Up.....	1 .....	TBA
142.....	94716C.....	Pressure Plate, A450-43LE OD-Direct Clutch (Top) (.192") (20 Teeth) 1998-Up .....	1 .....	TBA
144.....	94717C.....	Pressure Plate, A450-43LE 2nd Brake Clutch (Top) (.198") (6 Teeth) 1998-Up .....	1 .....	TBA
146.....	94719C.....	Pressure Plate, A450-43LE Direct Clutch (Top) (.193") (Cast # A) (4 Teeth) 1998-Up .....	1 .....	TBA
148.....	94720C.....	Wavy Steel, A450-43LE Forward Clutch (Bottom) (.078") (10 Teeth) 1998-Up .....	1 .....	TBA
154.....	94721A.....	Pressure Plate, A450-43LE Low / Reverse Clutch (Top) (.260") (8 Teeth) 1998-Up .....	1 .....	TBA
154.....	94721B.....	Pressure Plate, A450-43LE Low / Reverse Clutch (Top) (.276") (8 Teeth) 1998-Up .....	1 .....	TBA
<b>SEALING RINGS</b>				
175.....	K94903A.....	Ring Kit, A450-43LE 1998-Up .....	1 .....	TBA
<b>WASHERS &amp; BEARINGS</b>				
210.....	94431A.....	Race, A450-43LE Stator To Overdrive Direct Drum (1.685" OD)(.025" Thick) 1998-Up .....	1 .....	TBA
210.....	94431AA.....	Race, A450-43LE Stator To Overdrive Direct Drum (1.685" OD)(.034" Thick) 1998-Up .....	1 .....	TBA
210.....	94431AB.....	Race, A450-43LE Stator To Overdrive Direct Drum (1.685" OD)(.049" Thick) 1998-Up .....	1 .....	TBA
211.....	94421A.....	Bearing, A450-43LE Stator To Overdrive Direct Drum (1.885" OD) 1998-Up.....	1 .....	TBA



ILL#	Part#		QTY	REF#
213.....	94437C.....	Race, A450-43LE Overdrive Direct Drum To Planet (Top Hat) (1.815" OD) 1998-Up.....	1.....	TBA
214.....	94430C.....	Bearing, A450-43LE Overdrive Drum To Planet (1.810" OD) 1998-Up.....	1.....	TBA
215.....	94438C.....	Race, A450-43LE Overdrive Drum To Planet (1.810" OD) (.031" Thick) 1998-Up.....	1.....	TBA
217.....	94422A.....	Bearing W/Race, A450-43LE Overdrive Planet To Hub (1.642" OD) 1998-Up.....	1.....	TBA
219.....	94423A.....	Caged Needle Bearing, A450-43LE OD Supp To Fwd Drum Shaft (1.300" OD) 1998-Up.....	1.....	TBA
220.....	94401A.....	Washer, A450-43LE Overdrive Sprag (57 Teeth) (.056") 1998-Up.....	1.....	TBA
221.....	94404C.....	Washer, A450-43LE Overdrive Sprag Race To Planet (2 Tabs) (3 Wide Teeth) 1998-Up.....	1.....	TBA
222.....	94439C.....	Race, A450-43LE Overdrive Hub To Support (2.295" OD) (.031" Thick) 1998-Up.....	1.....	TBA
223.....	94419C.....	Bearing, A450-43LE Overdrive Hub To Support (2.295" OD) (.077" Thick) 1998-Up.....	1.....	TBA
224.....	94440C.....	Cup Race, A450-43LE Overdrive Hub To Support (2.377" OD) (1.460" ID) 1998-Up.....	1.....	TBA
225.....	94432A.....	Cup Race, A450-43LE Supp To Fwd Drum 1998-Up.....	3.....	TBA
226.....	94423A.....	Bearing, A450-43LE Support To Forward Drum (2.039" OD) (.077" Thick) 1998-Up.....	1.....	TBA
227.....	94433A.....	Race, A450-43LE Support To Forward Drum (Top Hat) (1.970" OD) 1998-Up.....	1.....	TBA
228.....	94444A.....	Shim, A450-43LE Support To Forward Drum (.039") 1998-Up.....	1.....	TBA
228.....	94444AA.....	Shim, A450-43LE Support To Forward Drum (.049") 1998-Up.....	1.....	TBA
228.....	94444AB.....	Shim, A450-43LE Support To Forward Drum (.059") 1998-Up.....	1.....	TBA
228.....	94444AC.....	Shim, A450-43LE Support To Forward Drum (.069") 1998-Up.....	1.....	TBA
231.....	94434A.....	Cup Race, A450-43LE Forward Drum To Forward Hub 1998-Up (Use 141225A).....	1.....	TBA
232.....	94424A.....	Brg & Race, A450-43LE Fwd Drum To Hub (2.038" OD) 1998-Up (Also Hub To Dir Drum).....	2.....	TBA
234.....	94424A.....	Bearing & Race, A450-43LE Forward Hub To Direct Drum (2.038" OD) 1998-Up.....	1.....	TBA
235.....	94432A.....	Cup Race, A450-43LE Forward Clu Hub To Direct Drum (Front & Rear) 1998-Up.....	1.....	TBA
237.....	94402A.....	Washer, A450-43LE Front Planet (Front) (.070" Thick) (2 Tab) 1998-Up.....	1.....	TBA
239.....	94445A.....	Shim, A450-43LE 2nd Brake Support To Front Planet (4 Inner Tabs-Steel) 1998-Up.....	1.....	TBA
245.....	94403C.....	Washer, A450-43LE Front To Rear Planet Plastic (4.238" OD) (4 Tab) 1998-Up.....	1.....	TBA
246.....	94426A.....	Bearing & Race, A450-43LE Rear Sun Gear To Hub (2.084" OD) (.108" Thick) 1998-Up.....	1.....	TBA
260.....	94427A.....	Caged Bearing, A450-43LE (1.300" OD) (.585" Thick) 1998-Up.....	1.....	TBA
263.....	94428A.....	Ball Bearing, A450-43LE Case To Output Shaft (2.950" OD) (1.770" ID) 1998-Up.....	1.....	TBA
264.....	94436A.....	Race, A450-43LE Presses In Case (3.165" OD) (.875" Thick) 1998-Up.....	1.....	TBA
265.....	94429C.....	Ball Bearing, A450-43LE Extension Housing (1.416" ID) 1998-Up.....	1.....	TBA

### GASKETS & RUBBER COMPONENTS

300.....	94500.....	Pan Gasket, A450-43LE Bottom.....	1.....	TBA
305.....	94515C.....	Extension Housing Gasket, A450-43LE.....	1.....	TBA
310.....	94510C.....	Pump Gasket, A450-43LE.....	1.....	TBA
311.....	94211C.....	O-ring, Front Pump to Case.....	1.....	TBA
311.....	94211CA.....	O-ring, Front Pump to Bell/Conv Housing.....	1.....	TBA
NI.....	94526C.....	Gasket, Valve Body, Upper.....	1.....	78118
NI.....	94527C.....	Gasket, Valve Body, Lower.....	1.....	78972

### ELECTRICAL COMPONENTS

410.....	94991C.....	Switch, A450-43LE Neutral Safety (2 Bolt) 9 Wire (18 1/2" Wire Harness) 1998-Up.....	1.....	TBA
420.....	94956.....	Solenoid Kit, A450-43LE, 4-Sol (With 2 Shift, 1 Timing & 1 Lock-Up, *EPC Not Included).....	1.....	Rostra
420.....	K94956.....	Solenoid Kit, A450-43LE, 5-Sol (With 2 Shift, 1 Timing & 1 Lock-Up & EPC).....	1.....	TBA
421.....	94931.....	Solenoid, 450-43LE Timing.....	1.....	TBA
422.....	94932.....	Solenoid, 450-43LE Shift #1.....	1-2.....	TBA
423.....	94932.....	Solenoid, 450-43LE Shift #2.....	1-2.....	TBA
425.....	94935.....	Solenoid, 450-43LE TCC/Lock-Up 1999-Up.....	1.....	TBA
431.....	94953.....	Solenoid, 450-43LE EPC 1999-Up *EPC Not In 94956 Kit*.....	1.....	TBA
436.....	94958C.....	Sensor, 450-43LE Output Speed (1 Bolt, 2 Wires) (14" Harness) 1998-Up.....	1.....	TBA
437.....	94952C.....	Sensor, 450-43LE Screw In (Brass) 18" Harn (By Cooler Fittings) 98-Up.....	1.....	TBA
NI.....	94952CA.....	Sensor, 450-43LE TOT (Temp) 6" Long (2-Blade Conn) (Bolts To Bottom Of VB) 98-Up.....	1.....	TBA
446.....	94986C.....	Wire Harness, 450-43LE Internal/External (8 Wire Conn's) (5 Conn's To VB) 1998-Up.....	1.....	TBA

### PUMPS & PUMP COMPONENTS

500.....	94911C.....	Pump, A450-43LE (With 11 Teeth Inner Gear, .510" Thick) (11 Bolts To Case) 1998-Up.....	1.....	TBA
510.....	94912C.....	Pump Body, A450-43LE (With 11T Inner Gear, .510" Thick) (11 Bolts To Case) 1998-Up.....	1.....	TBA
520.....	94913C.....	Stator, A450-43LE (2.207" Diameter Ring Tower) 1998-Up.....	1.....	TBA
530.....	K94201C.....	Pump Gears, A450-43LE 1998-Up.....	1.....	TBA

### DRUMS, PLANETS & SUPPORTS

551.....	94975C.....	Drum, A450-43LE OD Direct Clu (20T Steels) (Stamped Steel) (38T Sun Gear) 1998-Up.....	1.....	TBA
554.....	94978C.....	Drum, A450-43LE Forward Clu (58 Teeth PTO Gear) (.950" Diameter Splines) 1998-Up.....	1.....	TBA
555.....	94972C.....	Drum, A450-43LE Direct Clutch (10 Teeth Steels) (1" Long Outer Splines) 1998-Up.....	1.....	TBA
560.....	K94762C.....	Piston Kit, A450-43LE Overdrive Brake Clutch (2.235" Thick) 1998-Up.....	1.....	TBA
561.....	K94762CA.....	Piston Kit, A450-43LE Overdrive Direct Clutch (24 Springs) (2.550" ID) 1998-Up.....	1.....	TBA
562.....	K94763C.....	Piston Kit, A450-43LE 2nd Brake Clutch (1.400" Thick) (5.735" ID) 1998-Up.....	1.....	TBA
564.....	K94764C.....	Piston Kit, A450-43LE Forward Clutch (22 Spring Pockets) (4.985" OD) 1998-Up.....	1.....	TBA
565.....	K94765C.....	Piston Kit, A450-43LE Direct Clutch (.675" Thick) (22 Springs) (4.672" OD) 1998-Up.....	1.....	TBA



## AW 450-43LE

ILL#	Part#		QTY	REF#
567	K94766C	Piston Kit, A450-43LE Low / Reverse Clutch (2 1/16" Thick x 6 7/8" OD Piston) 1998-Up	1	TBA
574	94741C	Hub, A450-43LE Forward Clutch (21 Inner Splines) (2.098" Tall) 1998-Up	1	TBA
575	K94741C	Pressure Plate & Hub, A450-43LE Fwd Clutch (Top) (10T) (42 Clutch Splines) 1998-Up	1	TBA
580	94977C	Planet, A450-43LE Overdrive (38 Teeth Sun Gear) (47 Teeth Clutch Splines) 1998-Up	1	TBA
582	94973C	Planet, A450-43LE Forward (Straight Cut Gears) (28 Holes In Sprag Race) 1998-Up	1	TBA
584	94976C	Planet, A450-43LE Rear (Straight Cut Gears) (3.063" Thick) 1998-Up	1	TBA
590	94759C	Ring Gear, A450-43LE OD Planet (90T) (Right Angle Gears) (1.762" Wide) 1998-Up	1	TBA
592	94757C	Ring Gear, A450-43LE Forward (1.406" Thick) (Straight Teeth) 1998-Up	1	TBA
594	94758C	Ring Gear, A450-43LE Rear (Straight Teeth) (1.780" Thick) 1998-Up	1	TBA
600	94742C	Hub, A450-43LE Overdrive Planet (90 Teeth) (20 Splines) 1998-Up	1	TBA
604	94743C	Hub, A450-43LE Rear (21 Spline) (82 Straight Teeth On OD) 1998-Up	1	TBA
612	94989C	Sun Gear, A450-43LE Forward (28 Straight Teeth) (5.660" Long) 1998-Up	1	TBA
614	94990C	Sun Gear, A450-43LE Rear (45 Straight Teeth With 1 Groove) (1.391" Thick) 1998-Up	1	TBA
630	94988C	Support, A450-43LE Overdrive Brake (6 1/8" Tall) (Aluminum) 1998-Up	1	TBA
632	94983	Support, A450-43LE 2nd Brake (3 7/16" Tall) (Aluminum) 1998-Up	1	TBA
<b>SPRAGS &amp; ONE WAY CLUTCHES</b>				
650	94728	Sprag, A450-43LE Overdrive Sprag (22 Elements) (.610" Wide) 1998-Up	1	TBA
652	94727	Sprag, A450-43LE Low (46 Elements) (6 3/16" OD) (.808" Wide) 1998-Up	1	TBA
652	K94727	Sprag Assy, A450-43LE Low, 46 Ele 6 3/16" OD (.808" Wide,) W/ 16-Lug Outer Race	1	TBA
661	94730	Outer Race, A450-43LE Overdrive Sprag (57 Teeth) (2.810" ID) 1998-Up	1	TBA
663	94730A	Outer Race, A450-43LE Low Sprag (16 Lugs) (1.145" Thick) (6 1/8" OD) 1998-Up	1	TBA
672	94979C	Input Shaft, A450-43LE (9 1/4" Long) 1998-Up	1	TBA
678	94980C	Output Shaft, A450-43LE 2WD (8" Long) (.860" OD At Threaded End) 1998-Up	1	TBA
690	94824	Park Gear, A450-43LE (18 Lugs) (No Rings & No Governor) 1998-Up	1	TBA
694	94641C	Retainer, A450-43LE Low Sprag (6 Tabs) (6 5/8" OD) 1998-Up	1	TBA
<b>VALVE BODY COMPONENTS</b>				
740	94987C	Valve Body, A450-43LE (5 Solenoids) 1998-Up	1	TBA
746	94752C	Plate, A450-43LE Accumulator (10 Holes) 1998-Up	1	TBA
<b>CASES, PISTONS, SPRINGS &amp; MISCELLANEOUS</b>				
750	94895C	Bell Housing, A450-43LE (Open Starter Hole At 9:30) (2 Case Dowel Pins) 1998-Up	1	TBA
760	94981C	Case, A450-43LE (With PTO Side Mounts) (17" Long) 1998-Up	1	TBA
765	94801C	Pan, A450-43LE (20 Bolts) (Front Driver Side Filler Tube) 1998-Up	1	TBA
770	94982C	Extension Hsg, A450-43LE 2WD (6 1/2" Long) (8 Mounting Holes) (Aluminum) 1998-Up	1	TBA
798	94081C	Nut, A450-43LE Output Shaft To Brake Drum 1998-Up	1	TBA
847	94227C	Speed-O Gear, A450-43LE (5 Teeth) (20 Splines To Output Shaft) 1998-Up	1	TBA
860	K94928C	Kit, Snap Ring, A450-43LE, 98-Up	1	TBA
925	K94996C	Accumulator Assembly, A450-43LE B-0 Accumulator 1998-Up	1	TBA
930	K94996CA	Accumulator Assembly, A450-43LE C-2 Accumulator 1998-Up	1	TBA
936	94621	Spring, A450-43LE C-1 Accumulator (3.655" Long) 1998-Up	1	TBA
937	94996C	Piston, A450-43LE C-1 Accumulator (2.495" Long) 1998-Up	1	TBA
939	94622	Cover, A450-43LE C-1 Accumulator (4 Bolt) (Aluminum) 1998-Up	1	TBA
950	K94996CB	Accumulator Assembly, A450-43LE B-2 Accumulator 1998-Up	1	TBA
960	94762C	Piston, A450-43LE Overdrive Brake Clutch (2.235" ) 1998-Up	1	TBA
961	94762CA	Piston, A450-43LE Overdrive Direct Clutch (24 Springs) (2.550" ID) 1998-Up	1	TBA
962	94763C	Piston, A450-43LE 2nd Brake (1.400" Thick) (5.735" ID) 1998-Up	1	TBA
964	94764C	Piston, A450-43LE Forward Clutch (22 Spring Pockets) (4.985" OD) 1998-Up	1	TBA
965	94765C	Piston, A450-43LE Direct Clutch (.675" Thick) (22 Springs) (4.672" OD) 1998-Up	1	TBA
967	94766C	Piston, A450-43LE Low / Reverse Clutch (2 1/16" Thick) (6 7/8" OD) 1998-Up	1	TBA
970	94862C	Spring Retainer, A450-43LE Overdrive Clutch (7 1/4" OD) 1998-Up	1	TBA
971	94862CA	Retainer, A450-43LE Overdrive Direct Clutch (24 Springs) (3.550" OD) 1998-Up	1	TBA
974	94864C	Retainer, A450-43LE Fwd Clu (22 Spring) (3.332" OD) 1998-Up (Also Dir Clu Retainer)	1-2	TBA
975	94865C	Retainer, A450-43LE Direct Clutch (22 Spring) (3.332" OD) 1998-Up (Use 141974A)	1	TBA
977	94866C	Spring & Retainer, A450-43LE Low / Reverse (36 Springs-5" OD) (3 5/8" OD) 1998-Up	1	TBA
991	K94623C	Linkage Assembly, A450-43LE Internal 1998-Up	1	TBA
994	94624C	Park Rod, A450-43LE (.393" OD) (17" Long) 1998-Up	1	TBA
995	K94625C	Park Pawl Assembly, A450-43LE (3 Pieces) 1998-Up	1	TBA
996	K94627C	Fitting Set, A450-43LE Cooler Line 1998-Up	1	TBA

### Notes