

TOYOTA & LEXUS

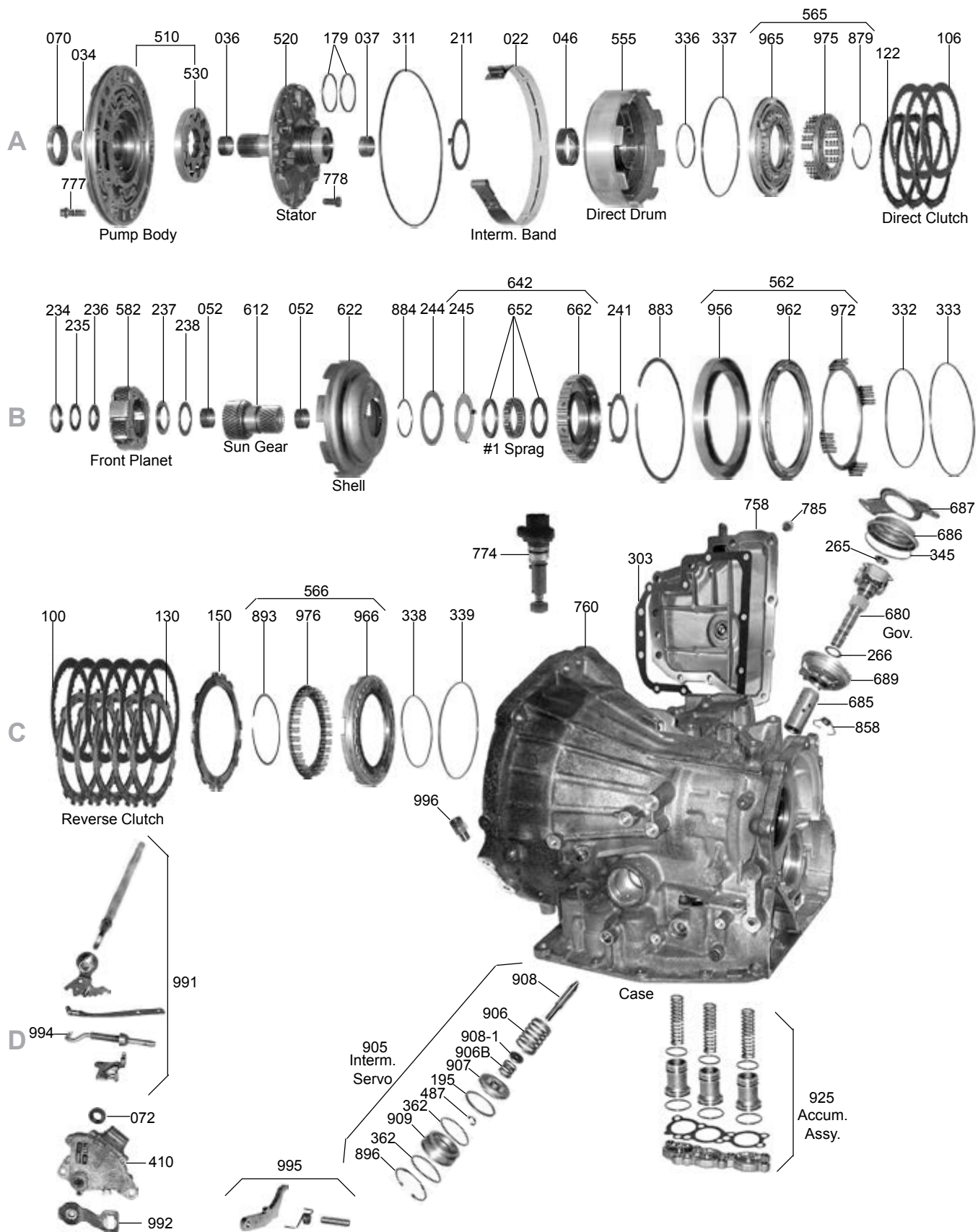
A55, A55F

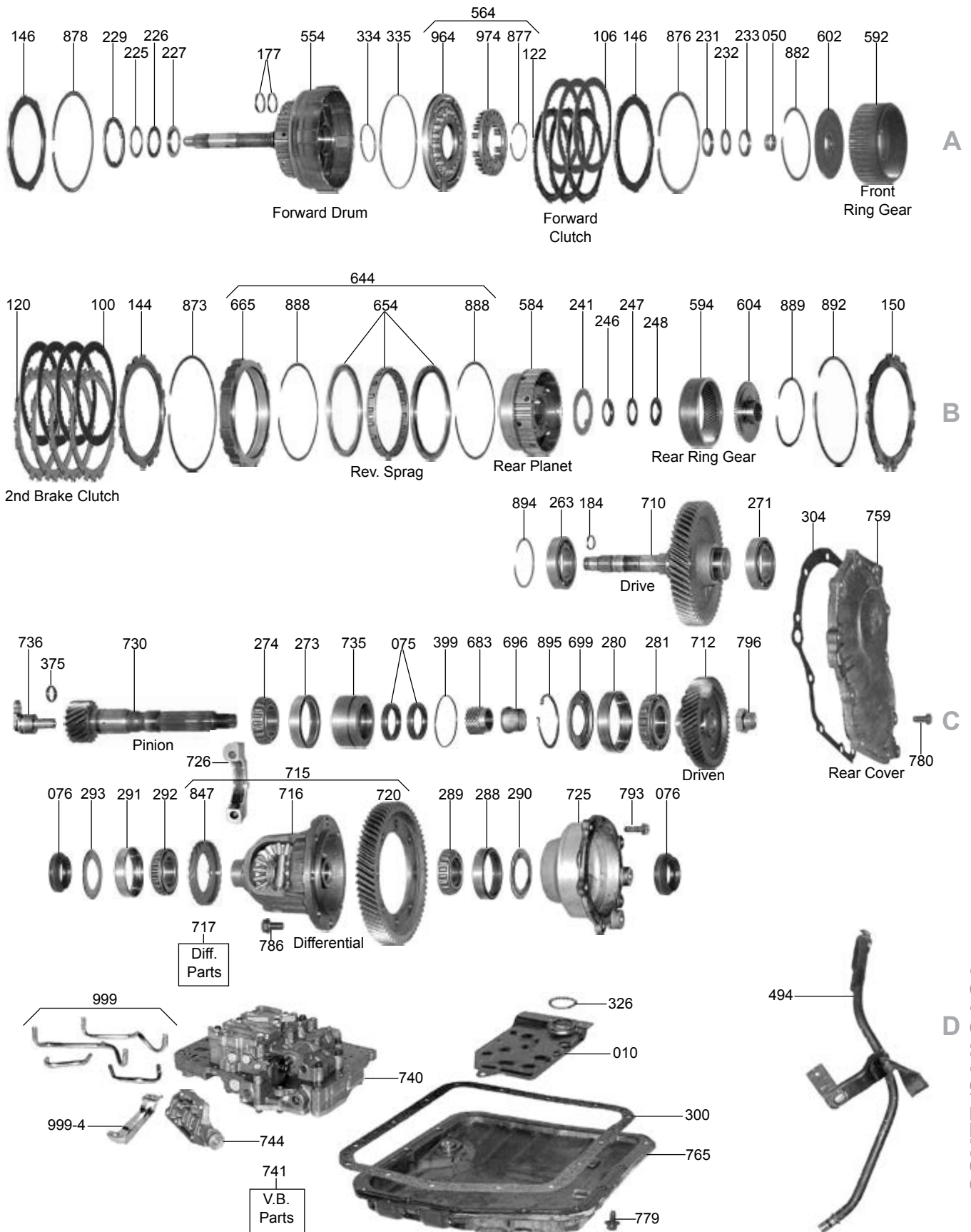
ILL#	Part#		QTY	REF#
OVERHAUL KITS				
NI.....	K87900A.....	Overhaul Kit, A55/F 2WD & 4WD, 1979-Up	1	N/A
MASTER L/STEEL KITS				
NI.....	DK8700S.....	Master L/Steels Kit, A55 1979-Up	1	N/A
MASTER W/STEELS KITS				
NI.....	DK8700	Master W/Steels Kit, A55 1979-Up	1	N/A
FILTERS				
010.....	87710	Filter, A55 (Tercel) 2WD	1	35303-16020
010.....	87711	Filter, A55 (Tercel) 4WD	1	35303-16030
BUSHINGS				
030.....	K87901	Bushing Kit, A55	1	TBA
METAL CLAD SEALS				
070.....	67550	Seal, A55 Front Pump	1	TBA
072.....	49837	Seal, A55 Manual Lever Shaft	1	TBA
072.....	48202	Seal, A55 Throttle Valve Lever	1	TBA
074.....	58850	Seal, A55 Extension Housing(4WD)	1	TBA
076.....	87851	Seal, A55 Axle (Left & Right)	2	TBA
078.....	89157	Seal, A55 Speed-O Gear Shaft	1	TBA
079.....	87850	Seal, A55 Governor Pressure Adapter	2	9030-23001
FRICTIONS				
102.....	67100	Friction, A55 Front/Rear/Brake #1/ Brake #2) .091" 24 Teeth	7-8	35677-22030
114.....	67103	Friction, A55 Brake #3 .091" 16 Teeth	4	35677-33030
STEELS				
124.....	67102	Steel, A55 Front/Rear/Brake #1) .071" 8 Teeth	7-8	35634-22090
124.....	67101	Steel, A55 Brake #2 .071" 8 Teeth (Long Tooth)	4	TBA
134.....	67104	Steel, A55 Brake #3 .071" 15 Teeth	5	35634-22080
SEALING RINGS				
175.....	K87903.....	Ring Kit, A55 1979-Up	1	TBA
GASKETS & RUBBER COMPONENTS				
300.....	87500	Gasket, A55 Bottom Pan	1	TBA
311.....	87505	O-Ring, A55 Front Pump	1	TBA
326.....	87501	Gasket, A55 Filter	1	TBA
TECHNICAL MANUALS				
400.....	TMA55.....	Technical Manual, A55.....	1	83-TOY55TM
HARD PARTS				
582.....	87747	Planet, A55 Front	1	TBA
592.....	87700Z	Ring Gear, A55 Front Planet 2-Clutch 1979-Up	1	TBA
592.....	87700ZA.....	Ring Gear, A55 Front Planet 3-Clutch 1983-Up	1	TBA
700.....	87820	Chain, A55	1	TBA
SPRAGS & ONE WAY CLUTCHES				
652.....	67502	Sprag, A55 Intermediate (18 Elements)	1	TBA
652.....	67502F	Sprag, A55 Intermediate (12 Elements)	1	TBA

Notes

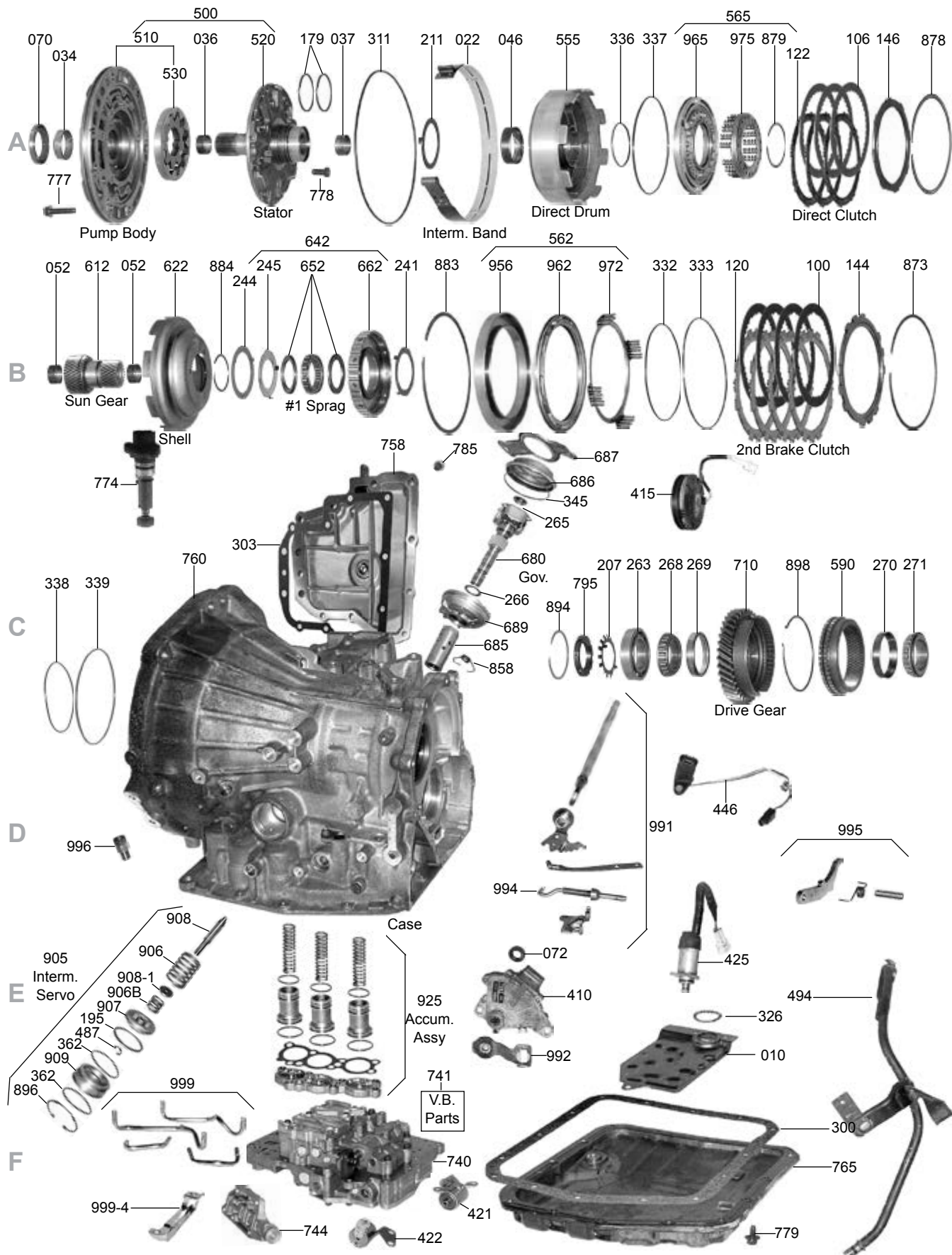
TOYOTA & LEXUS

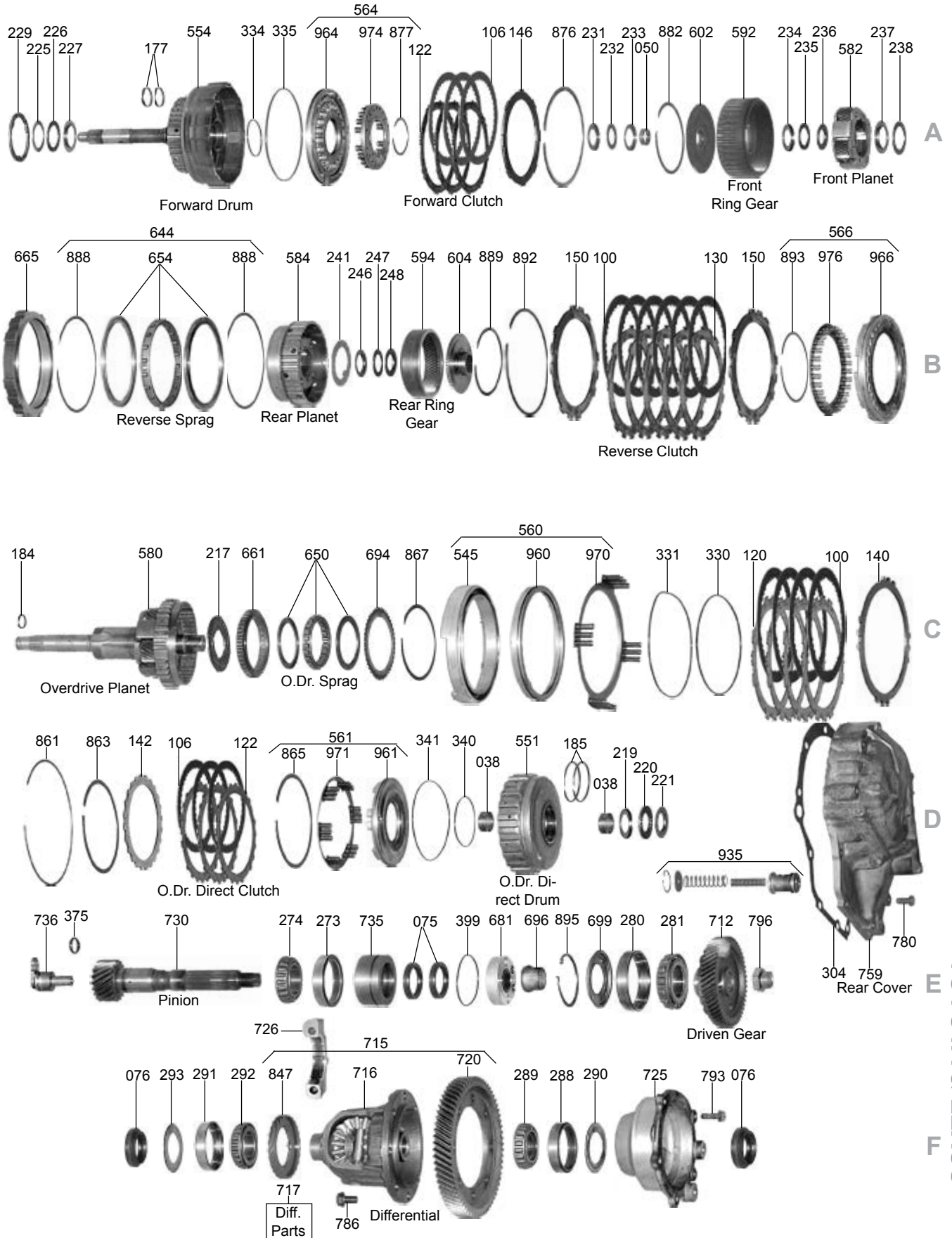
A130, A131, A132



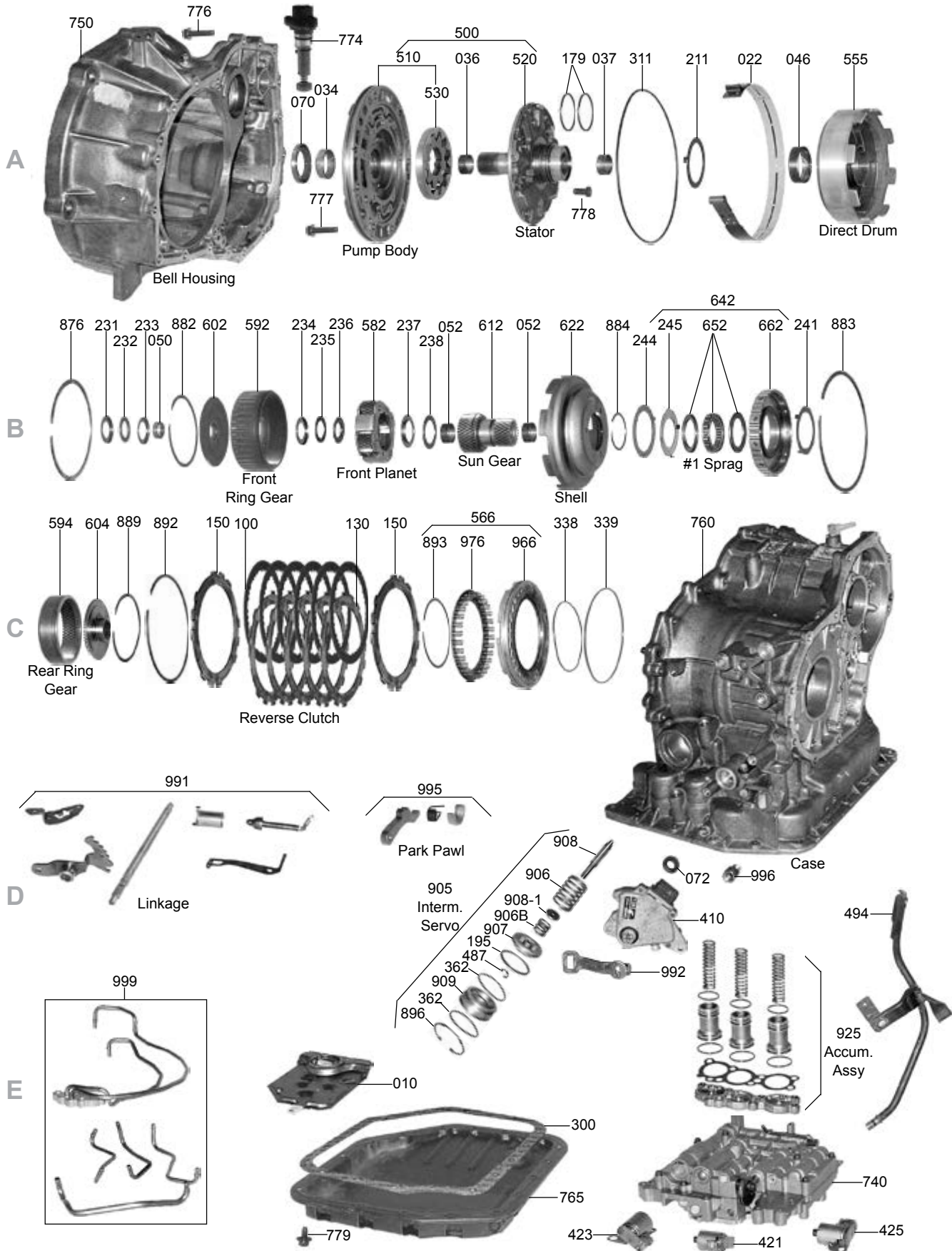


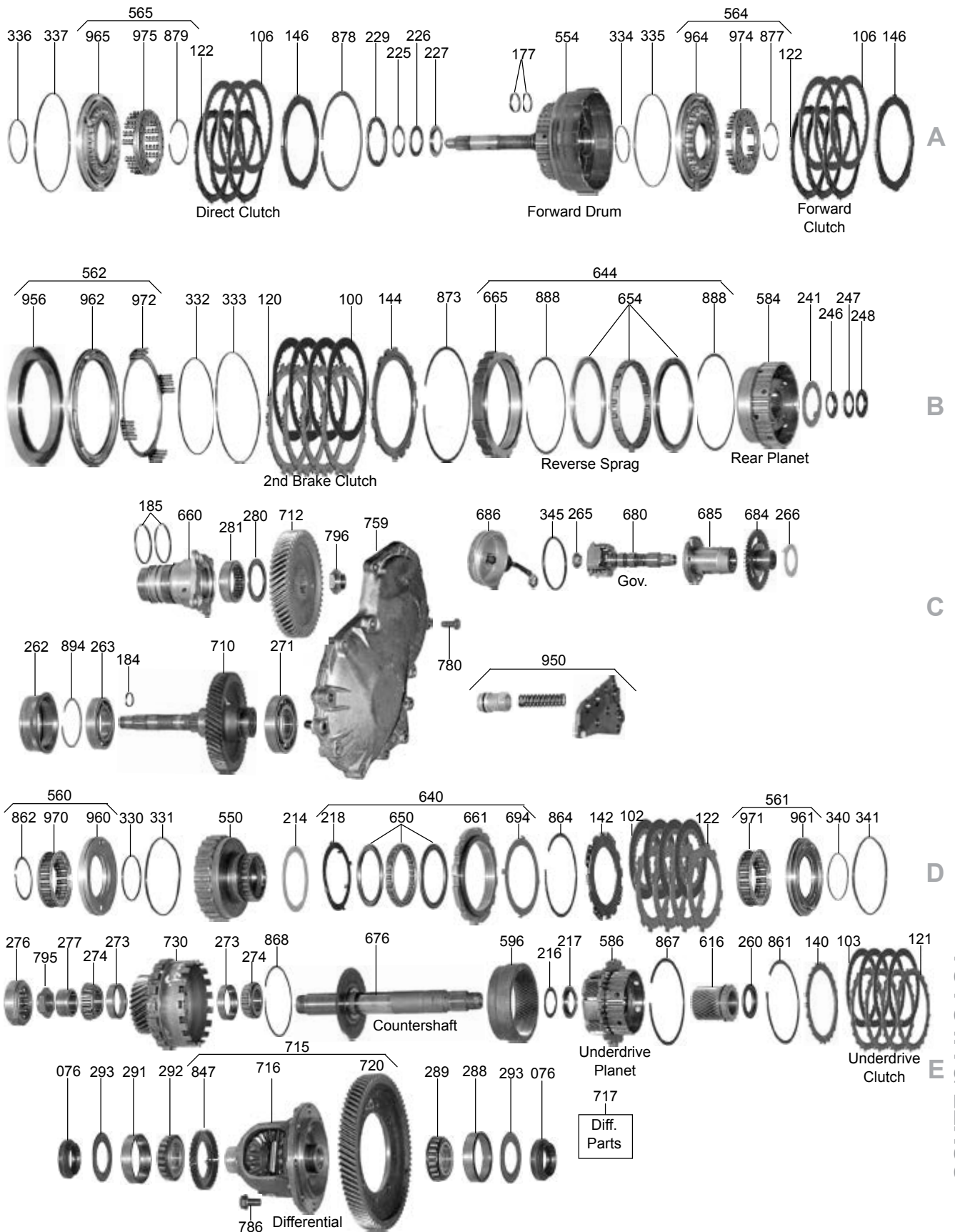
A140, A141, A142





A240 TO A247





A130, A140, A240 SERIES

ILL#	Part#		QTY	REF#
OVERHAUL KITS				
NI.....	K89900A.....	Overhaul Kit, A130/A131/A132 1984-Up.....	1.....	N/A
NI.....	K89900N.....	Overhaul Kit, MX1 (A131) Nova, Prizm (Carb & EFI, SOHC) 1985-2002.....	1.....	N/A
NI.....	K89900.....	Overhaul Kit, A140/A141/A142 1983-Up.....	1.....	N/A
NI.....	K89900E.....	Overhaul Kit, A240/A241/A242L/A243L/A244E 1985-Up.....	1.....	N/A
NI.....	K89900H.....	Overhaul Kit, A245E/A246E/A247E 1992-Up.....	1.....	N/A
MASTER L/STEEL KITS				
NI.....	DK8900AS.....	Master L/Steels Kit, A130, 131, 132, 1984-Up.....	1.....	N/A
NI.....	DK8900NS.....	Master L/Steels Kit, MX1 (A131) Nova, Prizm (Carb & EFI, SOHC) 1985-2002.....	1.....	N/A
NI.....	DK8900BS.....	Master L/Steels Kit, A132, Tercel 1995-9/98.....	1.....	N/A
NI.....	DK8900S.....	Master L/Steels Kit, A140, 141, Camry, 1983-7/86.....	1.....	N/A
NI.....	DK8900LS.....	Master L/Steels Kit, A140, 141, Camry 8/86-7/01, Celica 2.2L 9/93-8/99, Solara 6/98-7/01.....	1.....	N/A
NI.....	DK8900RS.....	Master L/Steels Kit, A140E, MR2, 8/85-86.....	1.....	N/A
NI.....	DK8900CS.....	Master L/Steels Kit, A142L, Celica ST, 1986-8/89.....	1.....	N/A
NI.....	DK8900DS.....	Master L/Steels Kit, A242L, Tercel 1995-99.....	1.....	N/A
NI.....	DK8900ES.....	Master L/Steels Kit, A240E/L, 241E/L/H, 243L, Celica 9/89-93, MR2 8/86-95, Corolla 8/84-5/92, RAV4 2/96-9/97.....	1.....	N/A
NI.....	DK8900GS.....	Master L/Steels Kit, A240, Nova, Prizm (EFI) DOHC 1988-92.....	1.....	N/A
NI.....	DK8900HS.....	Master L/Steels Kit, A245E, A246E, A247E, Corolla 6/92-7/02, Celica 1.8L 9/93-12/97, RAV4(2wd)9/97-8/00, Matrix(MU4)'03-06, Prizm w/ 1.8L (EFI)'93-01, Pontiac Vibe 03-06.....	1.....	N/A
NI.....	DK8900PS.....	Master L/Steels Kit, A244E, Paseo 4/91-7/99.....	1.....	N/A
MASTER W/STEELS KITS				
NI.....	DK8900A.....	Master W/Steels Kit, A130, 131, 132, 1984-Up.....	1.....	N/A
NI.....	DK8900N.....	Master W/Steels Kit, MX1 (A131) Nova, Prizm (Carb & EFI, SOHC) 1985-2002.....	1.....	N/A
NI.....	DK8900B.....	Master W/Steels Kit, A132, Tercel 1995-9/98.....	1.....	N/A
NI.....	DK8900.....	Master W/Steels Kit, A140, 141, Camry, 1983-7/86.....	1.....	N/A
NI.....	DK8900L.....	Master W/Steels Kit, A140, 141, Camry 8/86-7/01, Celica 2.2L 9/93-8/99, Solara 6/98-7/01.....	1.....	N/A
NI.....	DK8900R.....	Master W/Steels Kit, A140E, MR2, 8/85-86.....	1.....	N/A
NI.....	DK8900C.....	Master W/Steels Kit, A142L, Celica ST, 1986-8/89.....	1.....	N/A
NI.....	DK8900D.....	Master W/Steels Kit, A242L, Tercel 1995-99.....	1.....	N/A
NI.....	DK8900E.....	Master W/Steels Kit, A240E/L, 241E/L/H, 243L, Celica 9/89-93, MR2 8/86-95, Corolla 8/84-5/92, RAV4 2/96-9/97.....	1.....	N/A
NI.....	DK8900G.....	Master W/Steels Kit, A240, Nova, Prizm (EFI) DOHC 1988-92.....	1.....	N/A
NI.....	DK8900H.....	Master W/Steels Kit, A245E, A246E, A247E, Corolla 6/92-7/02, Celica 1.8L 9/93-12/97, RAV4(2WD) 9/97-8/00, Matrix(MU4) 03-06, Pontiac Vibe 2003-06, Prizm w/ 1.8L (EFI)'93-01.....	1.....	N/A
NI.....	DK8900P.....	Master W/Steels Kit, A244E, Paseo 4/91-7/99.....	1.....	N/A
FILTERS				
010.....	89710.....	Filter, A130/A140 (With Square Pick-Up) (2"x2 1/4") 1983-Up.....	1.....	35330-32022
010.....	89710G.....	Filter, A130/A140 (Rectangle Pick-Up) (1/2" x 2 1/4") 1983-Up.....	1.....	61576
010.....	89710C.....	Filter, A140 4x4.....	1.....	TBA
010.....	89710A.....	Filter, A240/A241/A243 2WD 1985-Up.....	1.....	35330-12020
010.....	89710E.....	Filter, A245E/A246E/247E 1993-02.....	1.....	35330-12030
010.....	89710H.....	Filter, A245E / A246E 2003-Up.....	1.....	35330-12040
010.....	89710J.....	Filter, A241H AWD 1988-Up (MR2, Paseo, RAV4, Tercel AWD).....	1.....	TBA
BANDS				
022.....	89700.....	Band, A130/A140/A240 (1" Wide) 1983-Up.....	1.....	35810-32020
BUSHINGS				
030.....	K89000.....	Bushing Kit, A130/A140/A240 (7-Bushings Does Not Include OD Dir Drum Front & Rear).....	1.....	TBA
030.....	K89000C.....	Bushing Kit, A130/A140/A240 (9-Bushings Includes OD Dir Drum Front & Rear).....	1.....	TBA
034.....	67001.....	Bushing, A130/A140/A240 Pump Body.....	1.....	TBA
036.....	67002A.....	Bushing, A130/A140/A240 Stator (Front).....	1.....	TBA
036.....	89002E.....	Bushing, A245/A246 Stator (Front).....	1.....	TBA
037.....	89003.....	Bushing, A130/A140/A240 Stator (Rear).....	1.....	TBA
037.....	89003E.....	Bushing, A245/A246 Stator (Rear).....	1.....	TBA
038.....	89012.....	Bushing, A130 / A140 Overdrive Direct Drum / Overdrive Sun Gear, Front .39" Tall.....	1.....	TBA
038.....	89012A.....	Bushing, A130 / A140 Overdrive Direct Drum / Overdrive Sun Gear, Rear .31" Tall.....	1.....	90384-22014
046.....	89008.....	Bushing, A130/A140/A240 Direct Drum.....	1.....	TBA
050.....	89006.....	Bushing, A130/A140/A240 Input Hub 1983-Up.....	1.....	TBA
052.....	89010.....	Bushing, A130/A140/A240 Sun Gear.....	2.....	TBA
063.....	89014.....	Bushing, A240 Driven Governor Gear To Case.....	1.....	TBA
METAL CLAD SEALS				
070.....	67550.....	Seal, A130/A140/A240 Pump 1983-Up.....	1.....	90311-38020

A130, A140, A240 SERIES

ILL#	Part#		QTY	REF#
072.....	78197	Seal, A130/A140/A240 Linkage.....	1.....	TBA
075.....	89156	Seal, A130 Pinion Shaft 1983-Up.....	2.....	TBA
076.....	89152	Seal, A130/A140/A240 Axle Gas (2.137" OD) 1983-02.....	1.....	90311-34012
076.....	89154	Seal, A130/A140/A240 Axle Diesel (2.180" OD) 1983-85 (Not In Kits).....	2.....	90311-35010
076.....	89158	Seal, A130/A140/A240 Axle (2.492" OD) 1983-Up.....	1.....	90311-34013
077.....	89154A	Seal, A241 Left Axle (Corolla AWD) 1989-92.....	1.....	90311-44004
078.....	89157	Seal, A130/A140/A240 Speed-O Housing.....	1.....	TBA
FRICTIONS				
100.....	89100	Friction, A130/A140/A240 2nd Brake/Reverse/Overdrive Brake Clu .067", 5.60" OD (33T).....	9-12.....	35677-32040
100.....	89115	Friction, A132L/A140 Reverse Clutch .059" (33 Teeth) (5.60" OD) 1993-Up.....	5-6.....	TBA
100.....	89104	Friction, A140 Overdrive Brake .075" (24 Teeth) (6.50" OD).....	3.....	35677-20010
100.....	89101	Friction, A140/A240 2nd Brake(Intermediate) Clutch .075" (33 Teeth) (5.60" OD) 1986-Up.....	3.....	TBA
100.....	89100	Friction, A245E Reverse Clutch .067" (33 Teeth) (5.60" OD) 1993-Up.....	5-6.....	TBA
102.....	89109	Friction, A240 Underdrive Brake Clutch .067" (26 Teeth) (4.30" OD) 1985-92.....	3-4.....	TBA
102.....	89109A	Friction, A240 Underdrive Brake .069" (26 Teeth) (4.30" OD) 1993-Up.....	3.....	TBA
102.....	89107	Friction, A240 Underdrive Brake .075" (34 Teeth) (4.30" OD) (Use 67103C).....	3-4.....	TBA
103.....	89107	Friction, A140 4x4 Differential Lock .075" (34T) (4.30" OD) (Also A240 Underdrive Brake).....	3-11.....	34261-12020
106.....	89103	Friction, A130/A140/A240 Forward/Direct/Overdrive Direct Clutch .067", 5.00" OD (40T).....	2-9.....	35633-32050
106.....	89113	Friction, A140/A240 Direct/Overdrive Direct Clutch .075" (40T) (5.00" OD) 1986-Up.....	2-6.....	35633-32031
106.....	89113	Friction, A240 Direct .075" (40 Teeth) (5.00" OD) (Parallel Lines) 1993-Up.....	3.....	TBA
106.....	89113A	Friction, A240 Direct .075" (40 Teeth) (5.00" OD) (Parallel Lines) (Hi-Energy) 1993-Up.....	3.....	TBA
STEELS				
120.....	89105	Steel, A130/A140/A240 2nd Brake Clu .071" (12T) 1983-Up.....	3-4.....	34648-32010
120.....	89106	Steel, A140 OD Brake Clutch .071" (12 Teeth) (4.60" ID) 1983-7/86.....	3-12.....	TBA
120.....	89112	Steel, A140 OD Brake Clutch .071" (12T) (5.60" ID) 8/86-Up.....	6.....	35648-20010
120.....	89120	Steel, A140 OD Brake .098" (12 Teeth) (5.60" ID) 1991-Up.....	2.....	TBA
121.....	89108	Steel, A140/240E/240L/241E Underdrive Direct .071", 3.56" ID (20T) 1985-Up.....	3-12.....	34264-12010
121.....	89110A	Steel, A245/246E/247E Underdrive Brake .071" (8 Teeth) (3.420" ID) 1993-Up.....	3.....	34264-12020
122.....	89102	Steel, A130/A140/A240 Forward/Direct/Overdrive Direct Clutch .071" (8 Teeth) (4.10" ID).....	3-9.....	TBA
122.....	89111	Steel, A140 Overdrive Direct Clutch .071" (20 Teeth) (4.10" ID) 8/1986-Up.....	2-3.....	35634-20010
122.....	89110	Steel, A240 Underdrive Brake Clutch .071" (8 Teeth) (3.15" ID).....	3.....	61475
130.....	89106	Steel, A130/A140/A240 Low/Rev Clutch .071" (12 Teeth) (4.60" ID).....	5-8.....	35648-32020
130.....	89106A	Steel, A245/A246/A247 Low/Rev .071" (12 Teeth) (4.72" ID) 1993-Up.....	5-8.....	TBA
PRESSURE PLATES				
140.....	89715	Pressure Plate, A140 Overdrive Brake Clutch (.106, 12T, 4.6" ID) 1983-86.....	1.....	TBA
140.....	89715A	Pressure Plate, A140 Overdrive Brake Clutch (.125, 12T, 5.6" ID) 1987-Up.....	1.....	TBA
140.....	89717C	Pressure Plate, A240 Underdrive Direct (.079", 20T) 1985-Up.....	1.....	TBA
142.....	89715AA	Backing Plate, A140 Overdrive Direct & OD Brake Clutch Hub 1983-86.....	1.....	TBA
142.....	89715D	Pressure Plate, A140 Overdrive Direct Clutch (.118", 20T) 8/1986-Up.....	1.....	TBA
142.....	89715B	Pressure Plate, A140 Overdrive Direct Clutch (24 Teeth) (3.08mm) 8/1986-Up.....	1.....	TBA
142.....	89717C	Pressure Plate, A240 Underdrive Brake Clutch (.130", 8T) 1985-Up.....	1.....	TBA
144.....	89714	Pressure Plate, A130/A140/A240 2nd Brake Clutch (.130", 12T, 4.6" ID) 1983-Up.....	1.....	TBA
146.....	89716A	Pressure Plate, A130/A140/A240 Forward & Direct Clutch (.133", 8T) 1983-Up.....	1-2.....	TBA
146.....	89716	Pressure Plate, A130/A140/A240 Forward & Direct Clutch (.118", 8T) 1983-Up.....	1-2.....	TBA
146.....	89716B	Pressure Plate, A130/A140/A240 Forward & Direct Clutch (.110", 8T) 1983-Up.....	1-2.....	TBA
146.....	89716C	Pressure Plate, A130/A140/A240 Forward & Direct Clutch (.102", 8T) 1983-Up.....	1-2.....	TBA
146.....	89716E	Pressure Plate, A130/A140/A240 Forward & Direct Clutch (.125", 8T) 1983-Up.....	1-2.....	TBA
146.....	89716F	Pressure Plate, A130/A140/A240 Forward & Direct Clutch (.157", 8T) 1983-Up.....	1-2.....	TBA
150.....	89714	Pressure & Apply Plate, A130/A140/A240 Reverse Clutch (.130", 12T) 1983-Up.....	1-2.....	TBA
VALVE BODY KITS				
165.....	K89908H	Shift Kit, (A246 Vibe/Matrix 1.8L 130hp 03-08, A245 W/ EPC Sol Corolla 1.8L 03-08).....	1.....	SKA246E
171.....	A245E-HD2	Reprogramming Kit, A245E W/ No EPC Sol (Corolla 93-02, Prizm 93-01).....	1.....	Transgo
SEALING RINGS				
175.....	K89901T	Ring Kit, A130 1983-Up.....	1.....	TBA
175.....	K89901	Ring Kit, A140E/A141E/A142L/A240E 1983-Up.....	1.....	TBA
175.....	K89901	Ring Kit, A240 1985-Up.....	1.....	TBA
177.....	89301T	Ring, A130/A140/A240 Forward Clutch (Teflon).....	2-3.....	TBA
179.....	89300	Ring, A130/A140/A240 Direct Clutch (Metal).....	2.....	61200
184.....	89306T	Ring, A130/A140/A240 Intermediate Shaft (Teflon).....	1.....	TBA
185.....	87302	Ring, A140 Overdrive Direct Clutch (Teflon).....	2.....	TBA
185.....	87302	Ring, A240 Underdrive Support To Drum (Metal).....	2.....	TBA
195.....	89307T	Ring, A130/A140/A240 2nd Coast Servo (Teflon).....	1.....	TBA
WASHERS & BEARINGS				

A130, A140, A240 SERIES

ILL#	Part#		QTY	REF#
207	89944	Lock Washer, A140 Overdrive Planet Bearing To Nut	1	90209-40001
211	89424	Washer, A130/A140/A240 Stator To Direct Drum	1	35616-32010
214	89452	Washer, A240 Underdrive Drum To Sprag	1	TBA
216	K89442	Bearing Kit, A240 Underdrive Sun Gear To Counter Shaft 1985-Up	1	TBA
217	K89443D	Bearing/Race Kit, A140 Overdrive Planet To Overdrive Drum, 1987-Up	1	TBA
217	89932	Washer, A140 Overdrive Planet To Sprag (.057") 1983-86	1	34737-32011
217	89932A	Washer, A140 Overdrive Planet To Sprag (.109") 1987-Up	1	34737-20011
217	K89442	Bearing/Race Kit, A240 Underdrive Sun Gear To Counter Shaft 1985-Up	1	TBA
219	K89934	Bearing/Race Kit, A140 Overdrive Drum To OD/Rear Cover 1983-86	1	35789-32090
219	K89934A	Bearing/Race Kit, A140 Overdrive Drum To OD/Rear Cover 1987-Up	1	90374-28013
220	K89934	Bearing/Race Kit, A140 Overdrive Drum To OD/Rear Cover 1983-86	1	90374-28004
220	K89934D	Bearing/Race Kit, A140 Overdrive Drum To OD/Rear Cover 1987-Up	1	90374-28009
221	K89934	Bearing/Race Kit, A140 Overdrive Drum To OD/Rear Cover 1983-86	1	35789-20020
221	K89934A	Bearing/Race Kit, A140 Overdrive Drum To OD/Rear Cover 1987-Up	1	TBA
225	K89430	Bearing/Race Kit, A130/A140/A240 Stator To Forward Drum	1	35789-32020
226	K89430	Bearing/Race Kit, A130/A140/A240 Stator To Forward Drum	1	90374-28005
227	K89430	Bearing/Race Kit, A130/A140/A240 Stator To Forward Drum	1	35789-32010
229	89422A	Washer, A130/A140/A240 Direct Drum To Forward Drum 1983-Up (.138", 2.210" ID)	1	35616-32021
231	K89437	Bearing/Race Kit, A130/A140/A240/241/242/243/244 Forward Drum To Hub, 1983-Up	1-2	35789-32040
231	K89437B	Bearing/Race Kit, A245/246/247 Forward Drum To Hub, 1993-Up	1-2	TBA
232	K89437	Bearing/Race Kit, A130/A140/A240/241/242/243/244 Forward Drum To Hub, 1983-Up	1-2	90374-22001
232	K89437B	Bearing/Race Kit, A245/246/247 Forward Drum To Hub, 1993-Up	1-2	TBA
233	K89437	Bearing/Race Kit, A130/A140/A240/241/242/243/244 Forward Drum To Hub, 1983-Up	1-2	35789-32050
233	K89437B	Bearing/Race Kit, A245/246/247 Forward Drum To Hub, 1993-Up	1-2	35789-12040
234	K89446	Bearing/Race Kit, A130/A140/A240/241/242/243/244 Fwd Ring Gear Hub To Planet, 83-Up	1	TBA
234	K89446B	Bearing/Race Kit, A245/246/247 Fwd Ring Gear Hub To Planet, 1993-Up	1	TBA
235	K89446	Bearing/Race Kit, A130/A140/A240/241/242/243/244 Fwd Ring Gear Hub To Planet, 83-Up	1	TBA
235	K89446B	Bearing/Race Kit, A245/246/247 Fwd Ring Gear Hub To Planet, 1993-Up	1	TBA
236	K89446	Bearing/Race Kit, A130/A140/A240/241/242/243/244 Fwd Ring Gear Hub To Planet, 83-Up	1	90374-25007
236	K89446B	Bearing/Race Kit, A245/246/247 Fwd Ring Gear Hub To Planet, 1993-Up	1	TBA
237	K89435	Bearing/Race Kit, A130/A140/A240 Forward Planet To Sun Gear, 1983-Up	1	35789-32070
238	K89435	Bearing/Race Kit, A130/A140/A240 Forward Planet To Sun Gear, 1983-Up	1	90374-30006
238	89435A	Bearing, A245 Front Planet To Sun Gear 1993-95	1	90374-28011
241	89415	Washer, A130/A140/A240 Rear Planet (Front & Rear) (2.375" OD, 2-Centered Tabs) 1983-Up	1	35738-12010
244	89416	Washer, A130/A140/A240 Shell To Sprag (2.75" OD) Plastic	1	35739-32011
246	K89439	Bearing/Race Kit, A130/A140/A240 Sun Gear To Rear Ring Gear Hub, 1983-Up	1	35789-22010
247	K89439	Bearing/Race Kit, A130/A140/A240 Sun Gear To Rear Ring Gear Hub, 1983-Up	1	90374-24002
248	K89439	Bearing/Race Kit, A130/A140/A240 Sun Gear To Rear Ring Gear Hub, 1983-Up	1	35789-32080
260	89453	Bearing, A240 Underdrive Sun Gear To Underdrive Drum	1	TBA
262	89454	Race, A245E Case To Drive Transfer Gear (Looks Like Case Sleeve W/ 2 Cup Races)	1	TBA
263	89448	Ball Brg, A130/A240 Case To Intern Shaft	1-2	90363-40024
265	89455	Washer, A130/A140 Governor To Cover (Plastic)	1	TBA
265	89455A	Washer, A240 Governor To Cover (Plastic)	1	TBA
266	89456	Washer, A130/A140 Governor Gear To Governor Sleeve	1	TBA
266	89456A	Washer, A240 Governor Driven Gear To Case (Steel)	1	TBA
268	89449	Bearing & Race, A140, Transfer Drive Gear To OD Planet (Tapered)	1	TBA
271	89457	Ball Bearing, A130 Transfer Drive Gear To Rear Cover	1	TBA
271	89448	Ball Bearing, A240 Transfer Drive Gear To Rear Cover	1	90363-40024
273	89458	Cup Race, A240 Center Shaft To Pinion	2	TBA
274	K89977A	Bearing W/Race, A130/A140 Pinion (18 Rollers)	1	TBA
274	K89977	Bearing W/Race, A130/A140 Pinion (20 Rollers)	1	90366-35084
274	K89977B	Bearing W/Race, A130/A140 Pinion (21 Rollers)	1	90366-35090
274	89977	Bearing, A240 Counter Shaft To Differential Drive Gear (Front & Rear) (Tapered)	2	TBA
276	89458	Caged Roller Bearing, A240 Bell To Countershaft	1	TBA
277	89459	Race, A240 (Inner) For Roller Bearing #276	1	TBA
280	89451	Cup Race, A130/A140 Driven Transfer Gear	1	TBA
280	89451A	Bearing, A240 Underdrive Drum Support To Driven Transfer Gear	1	TBA
281	K89979	Tapered Bearing, A130/A140 Driven Transfer Gear	1	90366-40010
281	89979AA	Roller Bearing, A240 Support To Center Driven Gear	1	TBA
289	89978AB	Bearing W/Race, A140 Differential (Ring Gear Side) 23 Rollers 1987-Up (Cast # 44KB721)	1	90366-44001
290	89461	Shim, A130/A140 Differential Bearing Cup Race To Aluminum Diff Retainer	1	TBA
292	K89978	Bearing W/Race, A130 Differential (Both Sides) (20 Rollers) 1984-89 (Cast # TR080702J)	1-2	90368-38006
292	89978AA	Brg W/Race, A130/A140 Diff (Both Sides) (20 Rollers) (Cast# 57390A-N) 1984-86	1-2	90368-40002
292	K89978B	Brg W/Race, A140 Diff (Speed-O Gear Side) (24 Rollers) (Cast# TRA080702) 1987-Up	1	90366-40016
292	K89978E	Tapered Bearing, A245/A246 Differential (Speed-O Gear Side)	1	90366-42001
292	K89978F	Tapered Bearing, A245/A246 Differential (Ring Gear Side)	1	90366-38028
293	89462	Shim, A130/A140/A240 Diff Housing Roller Bearing Race To Case	1	TBA

GASKETS & RUBBER COMPONENTS

A130, A140, A240 SERIES

ILL#	Part#		QTY	REF#
300.....	89500.....	Gasket, A130/A140 Bottom Pan.....	1.....	35168-32010
300.....	89501.....	Gasket, A240 Bottom Pan.....	1.....	TBA
300.....	89504.....	Gasket, A245E/A246E Bottom Pan 1992-03.....	1.....	35168-12030
300.....	89505.....	Gasket, A245E/A246E Bottom Pan 2004-Up.....	1.....	35168-12060
303.....	89555A.....	Gasket, A130L Differential Cover.....	1.....	TBA
303.....	89555.....	Gasket, A131L Differential Cover.....	1.....	41182-12010
303.....	89557.....	Gasket, A132L Differential Cover.....	1.....	35144-10010
303.....	89557A.....	Gasket, A140 Differential Cover.....	1.....	TBA
304.....	89506.....	Gasket, A140 Overdrive Cover 1983-7/86.....	1.....	34112-32010
304.....	89506B.....	Gasket, A140 Overdrive Cover 8/86-5/91.....	1.....	34112-32030
304.....	89506C.....	Gasket, A140 Overdrive Cover 6/1991-01.....	1.....	34112-33010
311.....	89516.....	O-Ring, A130/A140/A240 Pump.....	1.....	90301-99024
320.....	89527E.....	Gasket, A241H Valve Body (Upper) (Corolla AWD).....	1.....	35433-12040
321.....	89527EA.....	Gasket, A241H Valve Body (Lower) (Corolla AWD).....	1.....	35434-12020
322.....	89827EB.....	Gasket, A241H Valve Body Tube Cover (Corolla AWD).....	1.....	35172-12020
326.....	89507.....	Gasket, A130/A140 Filter.....	1.....	35339-32010
326.....	89508A.....	Gasket, A240 Filter.....	1.....	35339-12010
345.....	89528.....	O-Ring, A130/A140 Governor Cover.....	1.....	90301-67001
375.....	82529.....	O-Ring, A130/A140 Pinion Center Plug.....	1.....	TBA
TECHNICAL MANUALS				
400.....	TMA130.....	Technical Manual, A130.....	1.....	83-130TM
400.....	CDA140.....	Technical Manual, A140.....	1.....	83-TOY140TM
400.....	TMA240.....	Technical Manual, A240.....	1.....	83-TOY240TM
401.....	TMMX17.....	CD, Technical Manual, (MX17, Sprint, Suzuki) On CD Rom.....	1.....	TBA
ELECTRICAL COMPONENTS				
410.....	89992AA.....	Neutral Switch, A130/A140/A240 (9 Prong Connector) (Conn Is 1 1/4" Long & 1/2" Wide).....	1.....	TBA
410.....	89992AB.....	Neutral Switch, A130/A140/A240 (9 Prong Connector) (Conn Is 3/4" Long & 1/2" Wide).....	1.....	TBA
415.....	89951A.....	Case Speed Sensor, A140 (Alum) (2-Prong Round Conn) 1983-85.....	1.....	TBA
415.....	89951B.....	Case Speed Sensor, A140 (Alum) (2 Prong Oval Conn) 1986-91.....	1.....	TBA
415.....	89951.....	Case Speed Sensor, A140 (Plastic Housing) 1992-03.....	1.....	TBA
420.....	K89955.....	Solenoid, A240/241/244 Shift (2 Solenoid & Brackets).....	1.....	52-0230
420.....	K89958.....	Solenoid Kit, A240E/A241E/A244E (2 Shift & 1 Lock-Up Solenoids & Brackets) 1987-99.....	1.....	52-9001
420.....	K89956A.....	Solenoid Kit, A245E/A246E/A247E Shift (2 Solenoid & 1 Bracket) 1989-04.....	1.....	52-0256
420.....	K89958A.....	Solenoid Kit, A245E/A246E/A247E (2 Shift & 1 Lock-Up, 3 Brackets) No Linear 89-04.....	1.....	52-9004
420.....	K89959.....	Sol Kit, A245E/A246E/A247E (2 Shift & 1 L/Up, 1 EPC-Linear-Large Pin, 3 Brackets) 2002-03.....	1.....	52-9031
420.....	K89959A.....	Sol Kit, A245E/A246E/A247E (2 Shift & 1 L/Up, 1 EPC-Linear-Small Pin, 3 Brackets) 2004-Up.....	1.....	52-9035
421.....	89961.....	Solenoid, A140 1-2 Shift #1 (With Bracket).....	1.....	85420-32020
422.....	89962.....	Solenoid, A140 2-3 Shift #2 (With Bracket).....	1.....	85420-32040
421.....	89956.....	Solenoid, A240E/A241E/A244E Shift, 12 OHM (With Bracket) 1987-99.....	1.....	52-0204
423.....	89954.....	Solenoid, A240 Overdrive (With Bracket).....	1.....	52-0223
425.....	89929.....	Solenoid, A140 Lock-Up (External W/ Wire Harness) 1 Prong Round Conn 1983-90.....	1.....	85420-32061
425.....	89929A.....	Solenoid, A140 Lock-Up (External W/Wire Harness) 2 Prong Triangle Conn 1991-Up.....	1.....	85420-20110
425.....	89929B.....	Solenoid, A140 Lock-Up (External, No Wire-Conn Made On The Solenoid) 1-Prong Conn.....	1.....	TBA
425.....	89957.....	Solenoid, A240/241/244 Lock-Up, 12 OHM (With Bracket).....	1.....	TBA
425.....	89957A.....	Solenoid, A245E/A246E/A247E Lock-Up, 12 OHM (One Solenoid, 2 Brackets).....	1.....	52-0257
431.....	89960.....	Sol, A245/246/247E Linear EPC / SLT (2-Blades, "Large Pin" Removable Bracket) 02-03.....	1.....	52-0403
431.....	89960A.....	Sol, A245/246/247E Linear EPC / SLT (2-Pins, "Small Pin") 04-Up.....	1.....	52-0419
446.....	89988.....	Wire Harness, A140 (Internal With 2 Prong Connector).....	1.....	TBA
446.....	89988A.....	Wire Harness, A140 (Internal With 5 Prong Connector).....	1.....	TBA
PUMPS & PUMP COMPONENTS				
500.....	89910.....	Pump Complete, A130/A140 (7-Bolts To Case) 1983-Up.....	1.....	TBA
500.....	89911.....	Pump Complete, A240/241/242/243/244 (6-Bolt, Rear Stator Bushing Type) 1985-99.....	1.....	TBA
500.....	89911A.....	Pump Complete, A245/A246/A247 (6-Bolt, Rear Stator Bearing Type) 1993-Up.....	1.....	TBA
510.....	89912.....	Pump Body, A140 (Long Vent Passage, Early Stator Bolt Pattern) 1983-E84.....	1.....	TBA
510.....	89912A.....	Pump Body, A130/A140 (Short Vent Passage, Early Stator Bolt Pattern) L1984-86.....	1.....	TBA
510.....	89912B.....	Pump Body, A130/A140 (Short Vent Passage, Late Stator Bolt Pattern) 1987-Up.....	1.....	TBA
510.....	89912C.....	Pump Body, A240 (6-Bolts To Case) 1985-Up.....	1.....	TBA
520.....	89913.....	Stator, A140 (Long Vent Passage, Early Stator Bolt Pattern) 1983-E84.....	1.....	35370-32022
520.....	89913A.....	Stator, A130/A140 (Short Vent Passage, Early Stator Bolt Pattern) L1984-86.....	1.....	TBA
520.....	89913B.....	Stator, A130/A140/A240 (Late Body Bolt Pattern, Rear Stator Bushing Type) 1985-Up.....	1.....	35370-32031
520.....	89913BA.....	Stator, A245/A246/A247 (Rear Stator Bearing Type) 1993-Up.....	1.....	TBA
529.....	89913SS.....	Shaft, A130/A140/A240 Stator Shaft Tube.....	1.....	90374-22002
530.....	K89201.....	Pump Gears, A130/A140/A240 (.370" Thick) 1983-Up.....	1.....	TBA
DRUMS & PISTON KITS				

A130, A140, A240 SERIES

ILL#	Part#		QTY	REF#
545	89741	Housing, A140 Overdrive Brake Piston	1	TBA
550	89323	Drum, Underdrive Clutch, A240/241/242/243/244, 1985-Up	1	TBA
550	89323A	Drum, Underdrive Clutch, A245/A246/A247, 1993-Up	1	TBA
551	89994	Drum, A140 Overdrive Direct (27T Sun Gear, 8T Steels) 1983-7/1986	1	34601-32011
551	89994C	Drum, A140 Overdrive Direct (27T Sun Gear, 24T Steels) 8/1986-Up	1	TBA
554	89732	Drum, A140 Forward With Shaft (3-Clutch) 1983-E84	1	35701-32010
554	89732A	Drum, A130/A140/A240 Forward With Shaft (3 Clutch) L1984-Up	1	35701-32021
554	89732B	Drum, A140/A240 Forward With Shaft (4-Clutch) (2-Rings On Shaft) L1984-Up	1	35701-32031
554	89732D	Drum, A245/A246/A247 Forward With Shaft (4-Clutch) (3-Rings On Shaft) L1993-Up	1	TBA
555	89719	Drum, A140 Direct (2-Clutch) Bushing 1983-E84	1	35605-32020
555	89719A	Drum, A130/A240 Direct (2-Clutch) L84-Up	1	35605-20020
555	89719B	Drum, A140 Direct (3-Clutch) L84-Up	1	35605-32030
555	89719C	Drum, A241/243 Direct (3-Clutch) 1989-99	1	TBA
555	89719CA	Drum, A245/A246/A247 Direct (3-Clutch) 1993-Up	1	TBA
560	K89981	Piston Kit, A140 Overdrive Brake Clutch 1983-7/1986	1	TBA
560	K89981A	Piston Kit, A140 Overdrive Brake Clutch 8/1986-Up	1	TBA
560	K89981B	Piston Kit, A240 Underdrive Clutch 1985-Up	1	TBA
561	K89993	Piston Kit, A140 Overdrive Direct Clutch 1983-7/1986	1	TBA
561	K89993A	Piston Kit, A140 Overdrive Direct Clutch 8/1986-Up	1	TBA
561	K89993E	Piston Kit, A240 Underdrive Brake Clutch 1985-Up	1	TBA
562	K89734	Piston Kit, A130/A140/A240 2nd Brake Clutch (12-Springs) 1983-Up	1	TBA
564	K89983A	Piston Kit, A140 Forward Clutch (3-Clutch) 1983-E84	1	TBA
564	K89983	Piston Kit, A130/A140/A240 Forward Clutch (3-Clutch) L1984-Up	1	TBA
564	K89983B	Piston Kit, A130/A140/A240 Forward Clutch (4-Clutch) L1984-Up	1	TBA
565	K89718	Piston Kit, A140 Direct Clutch, 1983-Up	1	TBA
565	K89718A	Piston, Direct Clutch, A130/A240/241/242/243/244, L84-Up	1	TBA
565	K89718C	Piston Kit, A245/A246/A247, Direct Clutch 1993-Up	1	TBA
566	K89985	Piston Kit, Low/Rev Clutch, A130/A140/A240, 1983-Up	1	TBA
571	89715AA	Clutch Hub, A140 OD Brake (Also Press Plate For The OD Direct Clu (8T) 1983-E86	1	34624-32010
PLANETS, RING GEARS, SUN GEARS & SHELLS				
580	89987	Planet, A140 Overdrive With Shaft 1983-7/1986	1	34710-32040
580	89987A	Planet, A140 Overdrive With Shaft 8/1986-Up	1	TBA
580	K89941	Overdrive Assy, A140 (11-Bolt, No Mounting Holes) 1983-86	1	TBA
580	K89941A	Overdrive Assy, A140 (11-Bolt, 4-Mounting Holes) 1987-91	1	TBA
580	K89941AA	Overdrive Assy, A140 (12-Bolt, 4-Mounting Holes) 1992-Up	1	TBA
580	89621	Pin Plugs, A140 (Overdrive Planet Pinion Gear Pins)	1	90334-03001
582	89747	Planet, A130/A140/A240 Front (4-Pinion) 1983-02	1	TBA
582	K89896E	Kit, Front Planet & Ring Gear, A130/A140/A240, L84-Up	1	TBA
582	89747C	Planet, A245/A246/A247 Front (3-Pinion) 2003-Up	1	TBA
582	K89747C	Kit, Front Planet & Ring Gear, A245/A246/A247 (3-Pinion) 2003-Up	1	TBA
584	89748	Planet, Rear, A130/A140/A240 Rear (4-Pinion) 1983-Up	1	TBA
584	K89748	Kit, Rear Planet & Ring Gear, A130/A140/A240 (4-Pinion) 1983-Up	1	TBA
586	89749D	Planet, A240/A242/A244 Underdrive (3-Pinion) 1985-99	1	TBA
586	89749DA	Planet, A241/A243 Underdrive (4-Pinion) 1989-97	1	TBA
586	89749DB	Planet, A245/A246/247 Underdrive (3-Pinion) 1993-Up	1	TBA
590	89931	Ring Gear, A140 Overdrive, 1983-Up	1	TBA
592	89896E	Front Ring Gear & Hub, A140, Front (1.437" Tall) 1983-E84	1	35743-32010
592	89896	Front Ring Gear & Hub, A130/A140/A240 Front (1.550" Tall) L84-Up	1	35743-32040
594	89991	Rear Ring Gear & Hub, A130/A140/A240/241/242/243/244, (1.100" Tall) 1983-Up	1	TBA
594	89991E	Rear Ring Gear & Hub, A245/A246/A247, 1993-Up	1	TBA
596	89320	Ring Gear, A240 Underdrive, 1985-Up	1	TBA
602	89153	Hub, A130/A140/A240 Front Planet Ring Gear	1	TBA
604	89151	Hub, A130/A140/A240 Rear Planet	1	TBA
612	89999	Sun Gear, A130/A140/A240 (1.465" OD Sprag Race) 1983-Up	1	35706-32012
612	K89999	Kit, Sun Gear & Shell, A130/A140/A240, 1983-Up	1	TBA
616	89322	Sun Gear, A240 Underdrive, 1985-Up	1	TBA
622	89764	Shell, A130/A140/A240 Input Sun (39-Spline, 8-Lug To Direct Drum) 1983-Up	1	35790-32050
622	K89999	Kit, Shell & Sun Gear, A130/A140/A240, 1983-Up	1	TBA
SPRAGS & ONE WAY CLUTCHES				
640	K89729	Sprag Assembly, A240 Underdrive, 1985-Up	1	TBA
642	K89724	Sprag Assy, Intermediate Sprag & Clutch Hub, A130/A140/A240, 1983-Up	1	35790-32050
650	89728	Sprag, Overdrive, A140 (24-Element) 1983-Up	1	TBA
650	89729	Sprag, A240 Underdrive Sprag, 1985-Up	1	TBA
652	67502	Sprag, Intermediate) A130/A140/A240, 1983-Up	1	35791-30020
654	89724	Sprag, Low) A130/A140/A240, 1983-Up (20-Element) (4.810" OD)	1	TBA
660	89895E	Inner Race/Support, A240, Underdrive Drum Support, 1985-Up	1	TBA

A130, A140, A240 SERIES

ILL#	Part#		QTY	REF#
661.....	89895A.....	Outer Race, A140 Overdrive Sprag, 1983-Up.....	1.....	34713-32010
665.....	89754A.....	Low Sprag Outer Race, A130/A140/A240 (4.820" ID) 1983-Up.....	1.....	35795-32010
GOVERNORS, DIFFERENTIALS & COMPONENTS				
676.....	89319.....	Counter Shaft, A240 Underdrive, 1985-Up.....	1.....	35480-32022
680.....	89410.....	Governor, A130/A140 (Gear Type) 1983-Up.....	1.....	TBA
680.....	89326.....	Governor, A240L/A241H/A241L/A242L/A243L (Gear Type) 1985-99.....	1.....	TBA
680.....	89326H.....	Reluctor, A240E/A241E/A244E/A245E/A246E/A247E (Replaces Gov) 1985-Up.....	1.....	TBA
681.....	89410A.....	Reluctor, A140 (Splines To 1.025" OD Shaft) 1983-Up.....	1.....	TBA
683.....	89411.....	Gear, A130/A140 Governor Drive.....	1.....	TBA
684.....	89411A.....	Governor Driven Gear, A240L/A241H/A241L/A242L/A243L, 1985-99.....	1.....	TBA
685.....	89919.....	Governor Shaft Sleeve, A130/A140 (Aluminum) 1983-Up.....	1.....	TBA
685.....	89919A.....	Governor Shaft Sleeve.....	1.....	TBA
686.....	89419.....	Governor Cover, A130/A140 L(Tin) 1983-Up.....	1.....	TBA
686.....	89419A.....	Governor Cover, A240L/A241H/A241L/A242L/A243L, 1985-99.....	1.....	TBA
687.....	89641.....	Governor Cover Retainer, A130/A140L, 1983-Up.....	1.....	TBA
689.....	89642.....	Governor Housing A130/A140L (Aluminum) 1983-Up.....	1.....	TBA
694.....	89643.....	Retainer Plate, Overdrive Sprag, A140, 1983-Up.....	1.....	34727-32010
696.....	89943.....	Pinion Shaft Crush Sleeve, A130/A140 (1" Long) 1983-Up.....	1.....	41231-32010
696.....	89943A.....	Pinion Shaft Crush Sleeve, A240 (1/2" Long) 1985-Up.....	1.....	41231-12030
699.....	89644.....	Pinion Shaft Oil Slinger, A130/A140, 1983-Up.....	1.....	TBA
710.....	89194.....	Transfer Drive Gear & Intern Shaft, A130 (55T, No-ID).....	1.....	TBA
710.....	89194A.....	Transfer Drive Gear & Intern Shaft, A130 (55T, 1-ID).....	1.....	TBA
710.....	89194B.....	Transfer Drive Gear, A140 (37-Teeth).....	1.....	TBA
710.....	89194C.....	Transfer Drive Gear, A140 (55-Teeth).....	1.....	TBA
710.....	89194EA.....	Transfer Drive Gear & Intern Shaft, A240 (56T, No-ID).....	1.....	TBA
710.....	89194EB.....	Transfer Drive Gear & Intern Shaft, A240 (56T, 1-ID).....	1.....	TBA
710.....	89194EC.....	Transfer Drive Gear, A245/246/247 (56T, No-ID, Tapered Bearing, No Shaft) 1993-Up.....	1.....	TBA
710.....	89194ED.....	Transfer Drive Gear, A245/246/247 (56T, No-ID, Ball Bearing, No Shaft) 1993-Up.....	1.....	TBA
712.....	89195A.....	Transfer Driven Gear, A140 (35T, No-ID) 1983-Up.....	1.....	TBA
712.....	89195B.....	Transfer Driven Gear, A140 (35T, 1-ID) 1983-Up.....	1.....	TBA
712.....	89195.....	Transfer Driven Gear, A130/A140 (52T) 1983-Up.....	1.....	TBA
712.....	89195E.....	Transfer Driven Gear, A240 (50T, No-ID) 1985-Up.....	1.....	TBA
712.....	89195EA.....	Transfer Driven Gear, A240 (53T, 1-ID) 1985-Up.....	1.....	TBA
715.....	K89181.....	Diff Assy, A130 (65T/19T, 1-ID, Blue Speedo Drive Gear) 1984-Up.....	1.....	TBA
715.....	K89181E.....	Diff Assy, A130 (67T/18T, 3-ID, Blue Speedo Drive Gear) 1984-Up.....	1.....	TBA
715.....	K89181A.....	Diff Assy, A130 (67T/19T, 2-ID, Blue Speedo Drive Gear) 1984-Up.....	1.....	TBA
715.....	K89181H.....	Diff Assy, A130 (69T/17T, 5-ID, Blue Speedo Drive Gear) 1984-Up.....	1.....	TBA
715.....	K89181C.....	Diff Assy, A140 (68T/20T, 1-ID, Yellow Speedo Gear, 20/23 Roller Bearings) 1983-86.....	1.....	TBA
715.....	K89181D.....	Diff Assy, A140 (71T/19T, 3-ID, Yellow Speedo Gear, 20/23 Roller Bearings) 1983-86.....	1.....	TBA
715.....	K89181FA.....	Diff Assy, A140 (71T/18T, 4-ID, Yellow Speedo Gear, 20/23 Roller Bearings) 1983-86.....	1.....	TBA
715.....	K89181CA.....	Diff Assy, A140 (68T/20T, 1-ID, Black Speedo Gear, 24/23 Roller Bearings) 1987-Up.....	1.....	TBA
715.....	K89181DB.....	Diff Assy, A140 (71T/19T, 3-ID, Black Speedo Gear, 24/23 Roller Bearings) 1987-Up.....	1.....	TBA
715.....	K89181F.....	Diff Assy, A140 (71T/18T, 4-ID, Black Speedo Gear, 24/23 Roller Bearings) 1987-Up.....	1.....	TBA
715.....	K89180AA.....	Diff Housing & Ring Gear, A240 1.5L/1.6L (79T, 1-ID, Yellow Speedo Gear) 1985-Up.....	1.....	TBA
715.....	K89180C.....	Diff Housing & Ring Gear, A240 1.5L/1.6L (77T, 2-ID, Yellow Speedo Gear) 1985-Up.....	1.....	TBA
715.....	K89180D.....	Diff Housing & Ring Gear, A240 1.5L/1.6L (88T, No-ID, Yellow Speedo Gear) 1985-Up.....	1.....	TBA
715.....	K89180A.....	Diff Housing & Ring Gear, A240 1.8L (79T, 1-ID, Yellow Speedo Gear) 1985-Up.....	1.....	TBA
715.....	K89180B.....	Diff Housing & Ring Gear, A240 1.8L (80T, 4-ID, Yellow Speedo Gear) 1985-Up.....	1.....	TBA
715.....	K89180CB.....	Diff Housing & Ring Gear, A240 1.8L (77T, 5-ID, Yellow Speedo Gear) 1985-Up.....	1.....	TBA
715.....	K89180DA.....	Diff Housing & Ring Gear, A240 1.8L (88T, No-ID, Yellow Speedo Gear) 1985-Up.....	1.....	TBA
715.....	K89180CA.....	Diff Housing & Ring Gear, A241 2.0L/2.2L (77T, 5-ID, Black Speedo Gear) 1985-Up.....	1.....	TBA
715.....	K89180E.....	Diff Housing & Ring Gear, A241 2.0L/2.2L (89T, 6-ID, Black Speedo Gear) 1985-Up.....	1.....	TBA
716.....	89182.....	Diff Housing W/Out Ring Gear, A130 (Blue Speedo Gear) 1984-Up.....	1.....	TBA
716.....	89182C.....	Diff Housing W/Out Ring Gear, A140 (Yellow Speedo Gear) 1983-86.....	1.....	TBA
716.....	89182CA.....	Diff Housing W/Out Ring Gear, A140 (Black Speedo Gear) 1987-03.....	1.....	TBA
716.....	89182E.....	Diff Housing W/Out Ring Gear, A240 1.5L/1.6L (Yellow Speedo Gear) 1985-Up.....	1.....	TBA
716.....	89182EA.....	Diff Housing W/Out Ring Gear, A240 1.8L (Yellow Speedo Gear) 1985-Up.....	1.....	TBA
716.....	89182EB.....	Diff Housing W/Out Ring Gear, A240 2.0L/2.2L (Black Speedo Gear) 1985-Up.....	1.....	TBA
720.....	89183.....	Differential Ring Gear, A130 (65T, 1-ID) 1984-Up.....	1.....	TBA
720.....	89183A.....	Differential Ring Gear, A130 (67T, 2-ID) 1984-Up.....	1.....	TBA
720.....	89183AA.....	Differential Ring Gear, A130 (67T, 3-ID) 1984-Up.....	1.....	TBA
720.....	89183H.....	Differential Ring Gear, A130 (69T, 5-ID) 1984-Up.....	1.....	TBA
720.....	89183C.....	Differential Ring Gear, A140 (68T, 1-ID) 1983-Up.....	1.....	TBA
720.....	89183CA.....	Differential Ring Gear, A140 (71T, 3-ID) 1983-Up.....	1.....	TBA
720.....	89183CB.....	Differential Ring Gear, A140 (71T, 4-ID) 1983-Up.....	1.....	TBA
720.....	89183EB.....	Differential Ring Gear, A240 (77T, 2-ID) 1985-Up.....	1.....	TBA
720.....	89183EC.....	Differential Ring Gear, A240 (77T, 5-ID) 1985-Up.....	1.....	TBA

A130, A140, A240 SERIES

ILL#	Part#		QTY	REF#
720.....	89183E.....	Differential Ring Gear, A240 (79T, 1-ID) 1985-Up.....	1.....	TBA
720.....	89183EA.....	Differential Ring Gear, A240 (80T, 4-ID) 1985-Up.....	1.....	TBA
720.....	89183ED.....	Differential Ring Gear, A240 (88T, No-ID) 1985-Up.....	1.....	TBA
720.....	89183EE.....	Differential Ring Gear, A240 (89T, 6-ID) 1985-Up.....	1.....	TBA
725.....	89645.....	Diff Bearing Retainer, A130, Rear, 1984-Up.....	1.....	TBA
725.....	89645A.....	Diff Bearing Retainer, A140, Rear, 1983-86.....	1.....	TBA
725.....	89645B.....	Diff Bearing Retainer, A140, Rear, 1987-Up.....	1.....	TBA
726.....	89622.....	Diff Bearing Retainer/Cap, A130, Front, 1984-Up.....	1.....	TBA
726.....	89622A.....	Diff Bearing Retainer/Cap, A140, Front, 1983-Up.....	1.....	TBA
730.....	89196GA.....	Pinion Gear & Shaft, A130 (17T, 5-ID) 1984-Up.....	1.....	TBA
730.....	89196.....	Pinion Gear & Shaft, A130 (18T, 3-ID) 1984-Up.....	1.....	TBA
730.....	89196D.....	Pinion Gear & Shaft, A130 (19T, 2-ID) 1984-Up.....	1.....	TBA
730.....	89196A.....	Pinion Gear & Shaft, A130 (19T, 1-ID) 1984-Up.....	1.....	TBA
730.....	89196AD.....	Pinion Gear & Shaft, A140 (18T, 4-ID) 1983-Up.....	1.....	TBA
730.....	89196E.....	Pinion Gear & Shaft, A140 (19T, 3-ID) 1983-Up.....	1.....	TBA
730.....	89196B.....	Pinion Gear & Shaft, A140 (20T, 1-ID) 1983-Up.....	1.....	TBA
730.....	89196K.....	Pinion Gear & Shaft, A240 (27T, 4-ID) 1985-Up.....	1.....	TBA
730.....	89196L.....	Pinion Gear & Shaft, A240 (28T, 1-ID, W/ Gov Drive Gear) 1985-Up.....	1.....	TBA
730.....	89196LA.....	Pinion Gear & Shaft, A240 (28T, 1-ID, No Gov Drive Gear) 1985-Up.....	1.....	TBA
730.....	89196M.....	Pinion Gear & Shaft, A240 (29T, 5-ID) 1985-Up.....	1.....	TBA
730.....	89196MA.....	Pinion Gear & Shaft, A240 (29T, No-ID, No Gov Drive Gear) 1985-Up.....	1.....	TBA
735.....	89646.....	Pinion Shaft Bearing Retainer, A130/A140 (Alum) 1983-Up.....	1.....	TBA
735.....	89646A.....	Pinion Shaft Bearing Retainer, A130/A140 (Steel) 1983-Up.....	1.....	TBA
736.....	89623.....	Pinion Shaft Support, Front, A130/A140 (Alum, 1.020" OD) 1983-Up.....	1.....	TBA
VALVE BODIES (DACCO VB#)				
740.....	TO-8611.....	Valve Body, A130E 2-Solenoid, 1983-Up.....	1.....	TBA
740.....	TO-8612.....	Valve Body, A140E 2-Solenoid, 1983-Up.....	1.....	TBA
VALVE BODIES				
740.....	89893.....	Valve Body, A130 (Non Lock-Up Type) 1984-Up.....	1.....	TBA
740.....	89983A.....	Valve Body, A131L/A132L (Lock-Up Type) 1984-Up.....	1.....	TBA
740.....	89983CA.....	Valve Body, A140L (Non-Electronic Type, No-Solenoids) 1983-Up.....	1.....	TBA
740.....	89893C.....	Valve Body, A140E (Electronic Type, 2-Solenoids) 1983-Up.....	1.....	TBA
740.....	89754BB.....	Valve Body, A240L/A241L/A242L/A243L (Non-Electronic Type, 1-Solenoid) 1985-Up.....	1.....	TBA
740.....	89754BA.....	Valve Body, A240E/A241E/A244E (Electronic, 3-Solenoids, No EPC) 1985-99.....	1.....	TBA
740.....	89754B.....	Valve Body, A245E/A246E/A247E (Electronic, 3-Solenoids, No EPC) 1993-02.....	1.....	TBA
740.....	89754G.....	Valve Body, A245E/A246E/A247E (Electronic, 4-Solenoids, Early EPC) 2003.....	1.....	TBA
740.....	89754GA.....	Valve Body, A245E/A246E/A247E (Electronic, 4-Solenoids, Late EPC) 2004-08.....	1.....	TBA
VALVE BODY COMPONENTS				
741.....	89010-01K.....	Sleeve, A130/A140 TV Boost Valve (Small Ratio) (Sonnax).....	1.....	TBA
741.....	89010-02K.....	Sleeve, A130/A140 TV Boost Valve (Large Ratio) (Sonnax).....	1.....	TBA
HOUSINGS, COVERS, CASES & PANS				
750.....	89703.....	Bell Housing, A240 (3:00 Starter, 18-Bolts To Case).....	1.....	TBA
750.....	89703A.....	Bell Housing, A240 (#9110, 18-Bolts To Case).....	1.....	TBA
750.....	89703B.....	Bell Housing, A240 (10:00 & 3:00 Starter, 18-Bolts To Case, #9115, A).....	1.....	TBA
750.....	89703BA.....	Bell Housing, A240 (#9117, SF, 18-Bolts To Case).....	1.....	TBA
750.....	89703C.....	Bell Housing, A240 (#9130, NA, 17-Bolts To Case).....	1.....	TBA
750.....	89703CA.....	Bell Housing, A240 (#9132, FA, 17-Bolts To Case).....	1.....	TBA
750.....	89703D.....	Bell Housing, A240 (#9112, E, 18-Bolts To Case).....	1.....	TBA
750.....	89703G.....	Bell Housing, A240 (#9114, 19-Bolts To Case).....	1.....	TBA
750.....	89703GA.....	Bell Housing, A240H AWD (#9116, 19-Bolts To Case).....	1.....	TBA
758.....	89704.....	Differential Cover, A130 (Toyota) 1984-Up.....	1.....	TBA
758.....	89704A.....	Differential Cover, A130 (Chevy Nova) 1986-88.....	1.....	TBA
758.....	89704B.....	Differential Cover, A140 (Smooth, No Fins/Ribs) 1983-86.....	1.....	TBA
758.....	89704C.....	Differential Cover, A140 (W/ Fins/Ribs) 1987-Up.....	1.....	TBA
759.....	89941B.....	Rear Cover, A130 (11-Bolt, No-Mounting Holes).....	1.....	TBA
759.....	89941BA.....	Rear Cover, A130 (11 Bolt, 3-Mounting Holes).....	1.....	TBA
759.....	89941.....	Rear/OD Cover, A140 (11-Bolt, No-Mounting Holes) 1983-86.....	1.....	34101-32021
759.....	89941A.....	Rear/OD Cover, A140 (11-Bolt, 4-Mounting Holes) 1987-91.....	1.....	TBA
759.....	89941AA.....	Rear/OD Cover, A140 (12-Bolt, 4-Mounting Holes) 1992-03.....	1.....	TBA
759.....	K89941.....	OD Assembly, A140 (11-Bolt, No-Mounting Holes) 1983-86.....	1.....	TBA
759.....	K89941A.....	OD Assembly, A140 (11-Bolt, 4-Mounting Holes) 1987-91.....	1.....	TBA
759.....	K89941AA.....	OD Assembly, A140 (12-Bolt, 4-Mounting Holes) 1992-03.....	1.....	TBA
759.....	89941H.....	Rear Cover, A240 (13-Bolt, No Cast #, 2-Dowell Pins) 1985-92.....	1.....	TBA
759.....	89941HA.....	Rear Cover, A242/A244/A247 (Cast # EF) 1992-99.....	1.....	TBA

A130, A140, A240 SERIES

ILL#	Part#		QTY	REF#
759.....	89941HB.....	Rear Cover, A241/A243 (Cast # SF) 1993-97.....	1.....	TBA
759.....	89941HC.....	Rear Cover, A245/A246 (Cast # NA, 13-Bolt, No-Dowell Pins) 1993-08.....	1.....	TBA
759.....	K89941.....	Overdrive Assy, A140 (11 Bolt Cover) No Mount 1983-7/1986 (Contains: #795 To # 759).....	1.....	TBA
759.....	K89941A.....	Overdrive Assy, A140 (11 Bolt Cover) W/ 2 Bolt Mount (Contains: #795-#759) 8/1986-Up.....	1.....	TBA
759.....	K89941AB.....	Overdrive Assy, A140 (11 Bolt Cover) No Mount 8/1986-Up (Contains #795 To #759).....	1.....	TBA
759.....	K89941AA.....	Overdrive Assy, A140 (12 Bolt Cover) W/ 4 Bolt Mount (Contains: #795-#759) 8/1986-Up.....	1.....	TBA
760.....	89701.....	Case, A130 1.6L (3:00 Starter).....	1.....	TBA
760.....	89701A.....	Case, A130 1.6L (3:00 & 10:00 Dual Starter).....	1.....	TBA
760.....	89701AB.....	Case, A130 1.5L (10:00 Starter).....	1.....	TBA
760.....	89701AD.....	Case, A130 1.8L (2:00 Starter).....	1.....	TBA
760.....	89701FA.....	Case, A140E (2:00 Starter) 1983-86.....	1.....	TBA
760.....	89701FB.....	Case, A140L (2:00 Starter) 1985-86.....	1.....	TBA
760.....	89701FC.....	Case, A140E (1:00 Closed Starter) 1986-87.....	1.....	TBA
760.....	89701F.....	Case, A140 (1:00 Open Starter, 11-Bolt Rear Cover) 1987-Up.....	1.....	TBA
760.....	89701FE.....	Case, A140E (1:00 Open Starter, 12-Bolt Rear Cover) 1992-Up.....	1.....	TBA
760.....	89701E.....	Case, A240 (18-Bolts To Bell, No Cable Bracket).....	1.....	TBA
760.....	89701EA.....	Case, A240 (18-Bolts To Bell, 2-Bolt Cable Bracket).....	1.....	TBA
760.....	89701EC.....	Case, A240 (18-Bolts To Bell, #9110, 3-Side Mounting Holes).....	1.....	TBA
760.....	89701EB.....	Case, A241 (19-Bolts To Bell, 2-Bolt Cable Bracket).....	1.....	TBA
760.....	89701B.....	Case, A241H AWD (19-Bolts To Bell, # 9113).....	1.....	TBA
760.....	89701H.....	Case, A245E/246E/A247E (17-Bolts To Bell, # 9130) 1993-02.....	1.....	TBA
760.....	89701HA.....	Case, A246E (17-Bolts To Bell) 2003-Up.....	1.....	TBA
765.....	89802.....	Bottom Pan, A130/A140 (No Skid Guard Type) 1983-Up.....	1.....	TBA
765.....	89802AA.....	Bottom Pan, A130/A140 (W/ Skid Guard Type) 1983-Up.....	1.....	TBA
765.....	89802A.....	Bottom Pan, A240/A241/A242/A243/A244, 1985-99.....	1.....	TBA
765.....	89802C.....	Bottom Pan, A245E/246E/A247E, 1993-02.....	1.....	TBA
765.....	89802CA.....	Bottom Pan, A246E, 2003-Up.....	1.....	TBA
774.....	89958AA.....	Driven Speedo Housing & Gear, A130/A140 (22T, Cable Type).....	1.....	TBA
774.....	89958.....	VSS Sensor, A140 (3-Prong, 22T, Gear Driven Type).....	1.....	TBA
774.....	89958A.....	VSS Sensor, A240 (3-Prong, 22T, Gear Driven Type).....	1.....	TBA
774.....	89958BA.....	Driven Speedo Housing & Gear, A240 (22T, Cable Type).....	1.....	TBA
774.....	89958B.....	VSS Sensor, A245/A246 (3-Prong, 29T, Gear Driven Type).....	1.....	TBA
775.....	89081.....	Bolt, A130/A140 Converter (9x1.25mm) (Sonnax).....	1.....	TBA
795.....	89082.....	Nut, A140, Overdrive Planet To Transfer Drive Gear.....	1.....	90179-40002
795.....	89082A.....	Nut, A240, Countershaft To Pinion Gear.....	1.....	TBA
796.....	89083.....	Nut, A130/A140, Pinion Shaft To Transfer Driven Gear.....	1.....	TBA
796.....	89083A.....	Nut, A240, Counter Shaft To Transfer Driven Gear.....	1.....	TBA
838.....	89625.....	Axle Flange, A130/A140 Short Shaft (6 Studs).....	1.....	TBA
847.....	89227.....	Gear, A130/A140 Drive Speed-O (Yellow) (25 Teeth).....	1.....	33481-32010
847.....	89227A.....	Gear, A130/A140 Drive Speed-O (Black) (27 Teeth).....	1.....	33481-32020
858.....	89626.....	Torsion Spring, A130 (For Governor Sleeve).....	1.....	TBA
SNAP RINGS				
861.....	89601.....	Snap Ring, A140, OD Cover To OD Brake Backing Plate, 1983-85.....	1.....	TBA
861.....	89601A.....	Snap Ring, A140, OD Cover To OD Brake Backing Plate, 1986-Up.....	1.....	TBA
861.....	89601B.....	Snap Ring, A240, UD Direct Piston Retainer, 1985-Up.....	1.....	TBA
863.....	89603.....	Snap Ring, A140, OD Direct Drum To Backing Plate, 1983-85.....	1.....	TBA
863.....	89603A.....	Snap Ring, A140, OD Direct Drum To Backing Plate, 1986-Up.....	1.....	TBA
865.....	89605.....	Snap Ring, A140, OD Direct Piston Retainer, 1983-85.....	1.....	TBA
865.....	89605A.....	Snap Ring, A140, OD Direct Piston Retainer, 1986-Up.....	1.....	TBA
867.....	89606.....	Snap Ring, A140, OD Planet To OD Sprag, 1983-Up.....	1.....	TBA
873.....	89607.....	Snap Ring, A130/A140/A240, Case To Low Sprag, 1983-Up.....	1.....	TBA
876.....	89609.....	Snap Ring, A130/A140/A240, Forward Drum To Backing Plate, 1983-Up.....	1.....	TBA
877.....	89610.....	Snap Ring, A130/A140/A240/241/242/243/244, Forward Piston Retainer, 1983-Up.....	1.....	TBA
877.....	89610A.....	Snap Ring, A245/A246/A247, Forward Piston Retainer, 1985-Up.....	1.....	TBA
878.....	89609.....	Snap Ring, A130/A140/A240, Direct Drum To Backing Plate, 1983-Up.....	1.....	TBA
879.....	89612.....	Snap Ring, A130/A140/A240, Direct Piston Retainer, 1983-Up.....	1.....	TBA
882.....	89613.....	Snap Ring, A130/A140/A240, Forward Ring Gear To Hub, 1983-Up.....	1.....	TBA
883.....	89614.....	Snap Ring, A130/A140/A240, Case To 2nd Brake Piston Housing, 1983-Up.....	1.....	TBA
884.....	89615.....	Snap Ring, A130/A140/A240, Sun Gear To Shell, 1983-Up.....	1.....	TBA
888.....	89616.....	Snap Ring, A130/A140/A240, Low Sprag To Race (Front & Rear) 1983-Up.....	2.....	TBA
889.....	89617.....	Snap Ring, A130/A140/A240, Rear Ring Gear To Hub, 1983-Up.....	1.....	TBA
892.....	89618.....	Snap Ring, A130/A140/A240, Case To Low/Rev Backing Plate, 1983-Up.....	1.....	TBA
893.....	89619.....	Snap Ring, A130/A140/A240, Low/Rev Piston Retainer, 1983-Up.....	1.....	TBA
894.....	89620.....	Snap Ring, A130, Intermediate Shaft To Ball Bearing, 1984-Up.....	1.....	TBA
894.....	89620A.....	Snap Ring, A140, Transfer Drive Gear To Ball Bearing, 1983-Up.....	1.....	TBA
895.....	89651.....	Snap Ring, A130/A140, Pinion Shaft Bearing Retainer To Case, 1983-Up.....	1.....	TBA
896.....	89652.....	Snap Ring, A130/A140/A240, Interm Servo Cover To Case, 1983-Up.....	1.....	TBA

A130, A140, A240 SERIES

ILL#	Part#		QTY	REF#
898.....	89653	Snap Ring, A140, OD Ring Gear To Transfer Drive Gear, 1983-Up.....	1	TBA
SERVO, ACCUMULATORS, PISTONS & MISCELLANEOUS				
905.....	K89995	Interm Servo Assembly, A130/A140/A240, 1983-Up	1	TBA
906.....	89627	Spring, Interm Servo Return, A130/A140/A240, 1983-Up	1	TBA
907.....	89995	Piston, A130/A140/A240 Servo	1	TBA
909.....	89628	Cover, A130/A140/A240 Servo.....	1	TBA
925.....	K89996	Accumulator Assembly Set, A130, 1984-Up.....	1	TBA
925.....	K89996A	Accumulator Assembly Set, A140, 1983-Up.....	1	TBA
925.....	K89996B	Accumulator Assembly Set, A240, 1985-Up.....	1	TBA
935.....	K89889	OD Accumulator Assembly, A140, 1986-Up	1	TBA
950.....	K89996C	B-4 Accumulator Assembly, A240, 1985-Up.....	1	TBA
956.....	89629	Housing, 2nd Brake Piston A130/A140/A240-247, 1983-Up	1	TBA
960.....	89981	Piston, Overdrive Clutch, A140, 1983-85	1	34602-32010
960.....	89981A	Piston, Overdrive Clutch, A140, 1986-Up.....	1	TBA
960.....	89981A	Piston, Underdrive Clutch, A240, 1985-Up.....	1	TBA
961.....	89993	Piston, Overdrive Direct Clutch, A140, 1983-85	1	TBA
961.....	89993A	Piston, Overdrive Direct Clutch, A140, 1986-Up	1	TBA
961.....	89993E	Piston, Underdrive Direct Clutch, A240, 1985-Up	1	TBA
962.....	89982	Piston, 2nd Brake Clutch, A130/A140/A240-247, 1988-Up	1	TBA
964.....	89983A	Piston, Forward Clutch, A140, 1983-E84	1	TBA
964.....	89983	Piston, Forward Clutch (3-Clutch) A130/A140/A240-244, L84-Up	1	TBA
964.....	89983B	Piston, Forward Clutch (4-Clutch) A130/A140/A240-244, L84-Up	1	TBA
964.....	89983BA	Piston, Forward Clutch, A245/A246/A247, 1993-Up	1	TBA
965.....	89984	Piston, Direct Clutch, A130/A240-244, 1984-Up	1	TBA
965.....	89984A	Piston, Direct Clutch, A140, 1983-Up.....	1	TBA
965.....	89984E	Piston, Direct Clutch, A245/A246/A247, 1993-Up	1	TBA
966.....	89985	Piston, Low/Rev Clutch, A130/A140/A240, 1983-Up.....	1	TBA
970.....	89971	OD-Brake Spring & Retainer, A140, 1983-85	1	90501-11023
970.....	89971AA	OD-Brake Spring & Retainer, A140, 1986-Up	1	TBA
970.....	89971A	UD-Direct Spring & Retainer, A240, 1985-Up.....	1	TBA
971.....	89973	OD-Direct Spring & Retainer, A140, 1983-85	1	TBA
971.....	89973AA	OD-Direct Spring & Retainer, A140, 1986-Up	1	TBA
971.....	89973A	UD-Brake Spring & Retainer, A240, 1985-Up.....	1	34360-12010
972.....	89972	2nd-Brake Spring & Retainer, A130/A140/A240, 1985-Up	1	TBA
974.....	89974	Forward Spring & Retainer, A130/A140/A240-244, 1983-Up	1	TBA
974.....	89974BA	Forward Spring & Retainer, A245/A246/A247, 1993-Up	1	TBA
975.....	89975	Direct Spring & Retainer, A130/A140/A240-244, 1983-Up	1	TBA
976.....	89976	Low/Rev Spring & Retainer, A130/A140/A240, 1983-Up.....	1	TBA
991.....	K89631	Internal Linkage Assembly, A130.....	1	TBA
991.....	K89631A	Internal Linkage Assembly, A140.....	1	TBA
991.....	K89631B	Internal Linkage Assembly, A240.....	1	TBA
991.....	89632	Sleeve, A130/A140 Holds Pin On Linkage Shaft.....	1	TBA
992.....	89633	External Manual Lever, A130/A140	1	TBA
992.....	89633C	External Manual Lever, A240.....	1	TBA
994.....	89648	Park Rod, A130/A140	1	TBA
994.....	89648A	Park Rod, A240	1	TBA
995.....	K89634	Park Pawl Assembly, A130	1	TBA
995.....	K89634A	Park Pawl Assembly, A140	1	TBA
995.....	K89634C	Park Pawl Assembly, A240	1	TBA
996.....	89635	Cooler Line Fitting, A130/A140 (Straight).....	1	TBA
996.....	89635A	Cooler Line Fitting, A130/A140 (90 Degree Elbow).....	1	TBA
996.....	89635B	Cooler Line Fitting, A130/A140 (55 Degree Elbow).....	1	TBA
999.....	K89636	Tube Assembly, VB To Case, A130	1	TBA
999.....	K89636AA	Tube Assembly, VB To Case, A140L	1	TBA
999.....	K89636A	Tube Assembly, VB To Case, A140E	1	TBA
999.....	K89636C	Tube Assembly, VB To Case, A240E	1	TBA
999.....	K89636CA	Tube Assembly, VB To Case, A240E	1	TBA



Wish you had a warranty?

Alto Hi-Energy Lifetime Warranty.

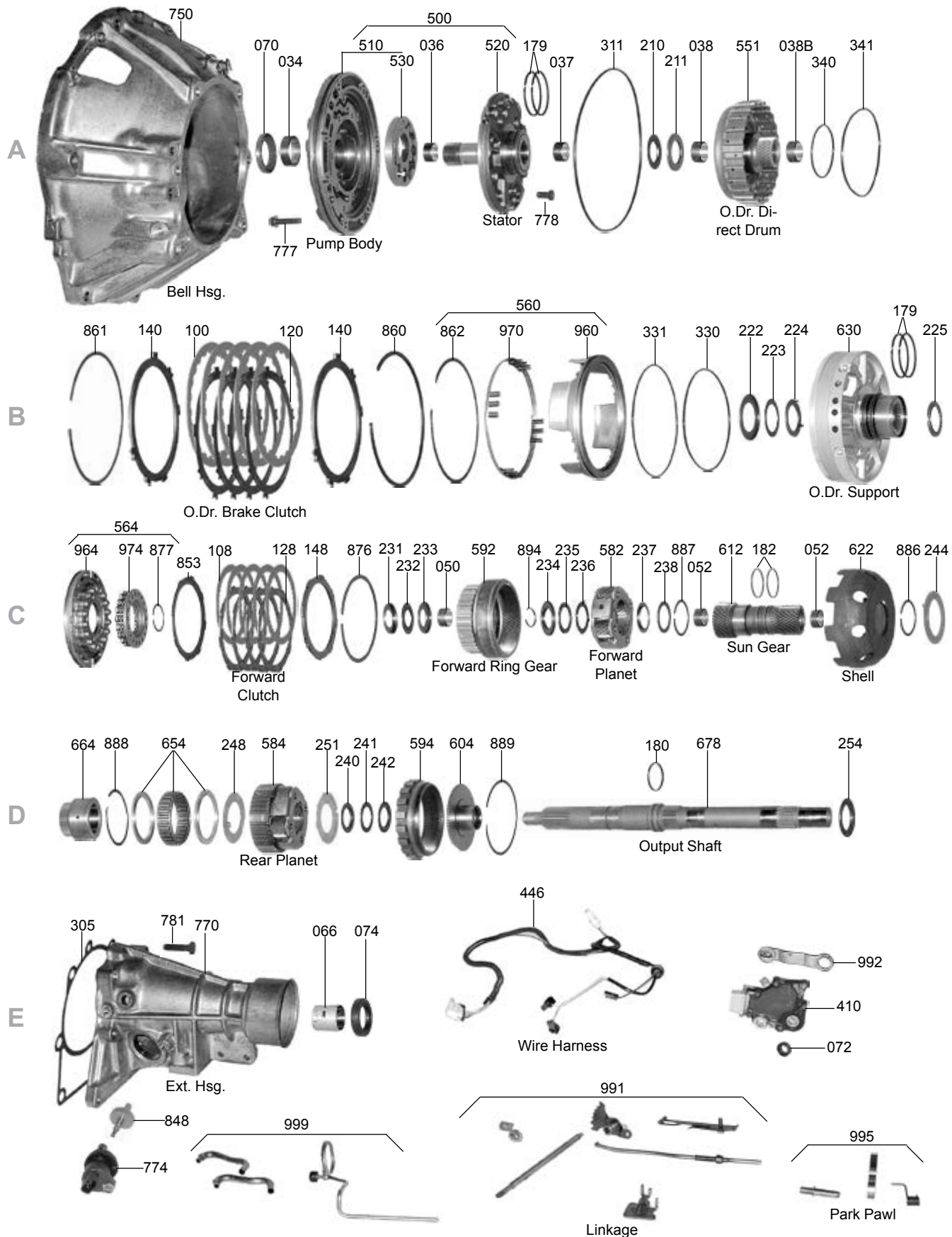
If you are looking for the highest quality and best value, request original Alto Hi-Energy Clutches. For complete details go to altousa.com/am/warranty

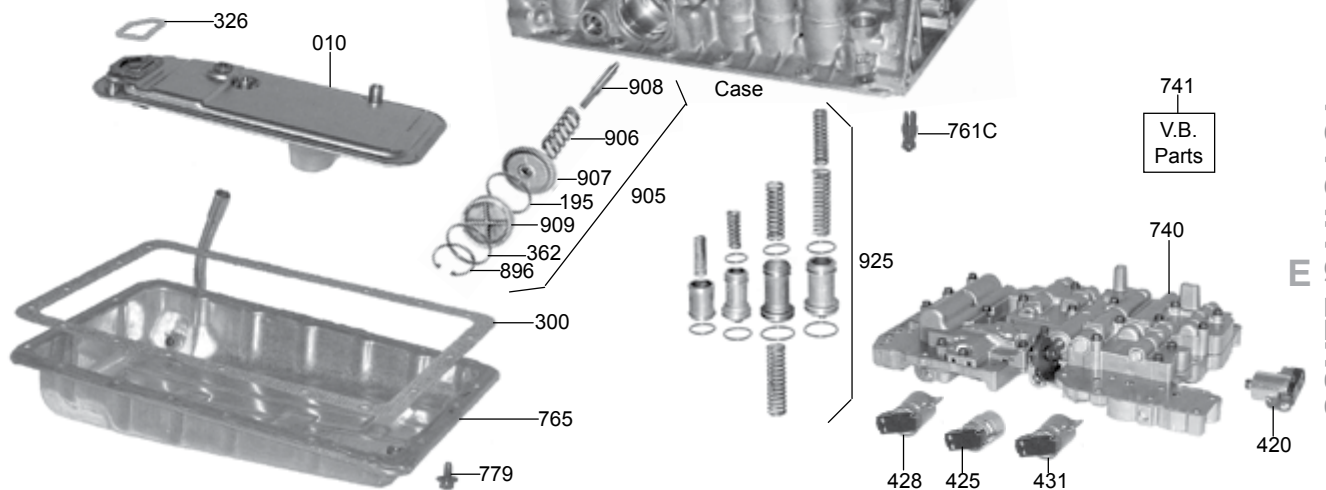

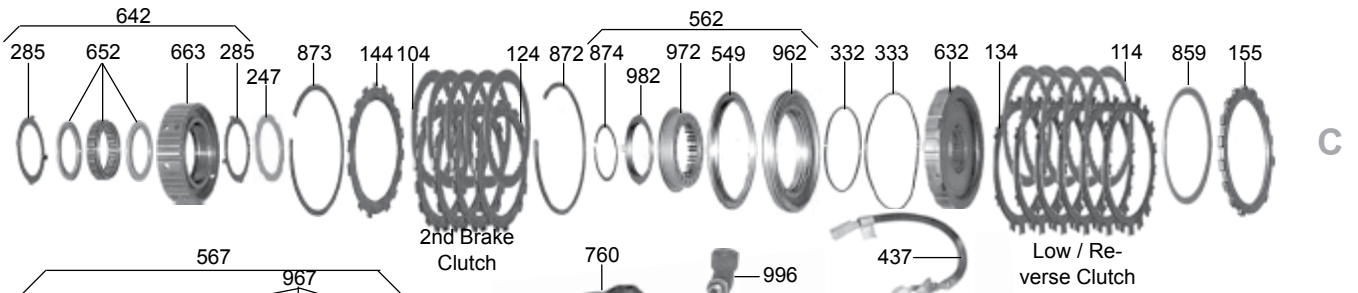
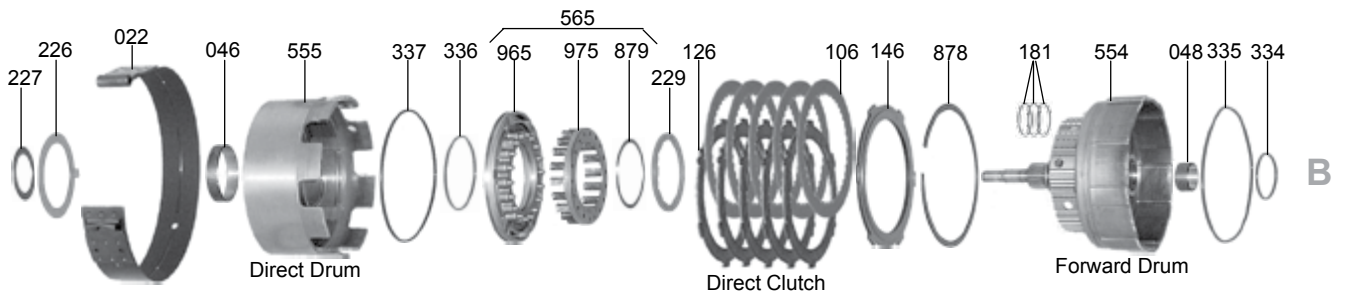
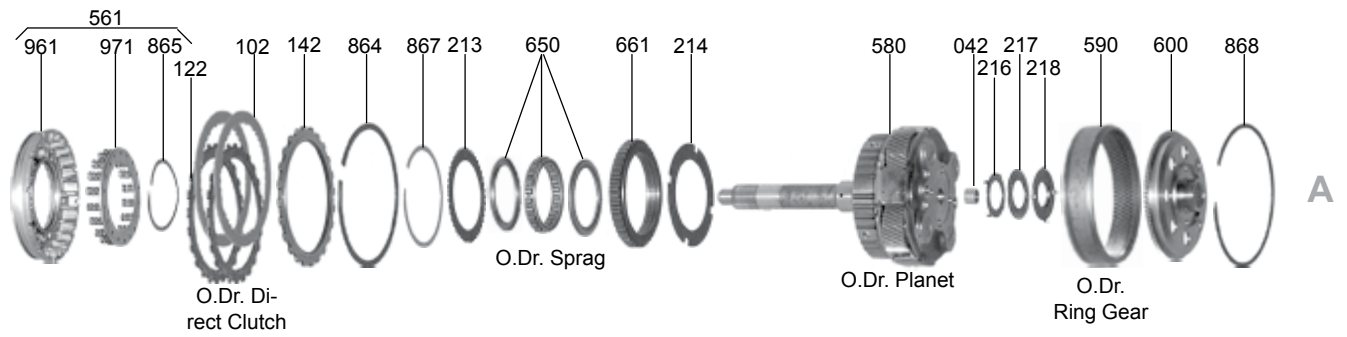
Shift Your Thinking • www.altousa.com



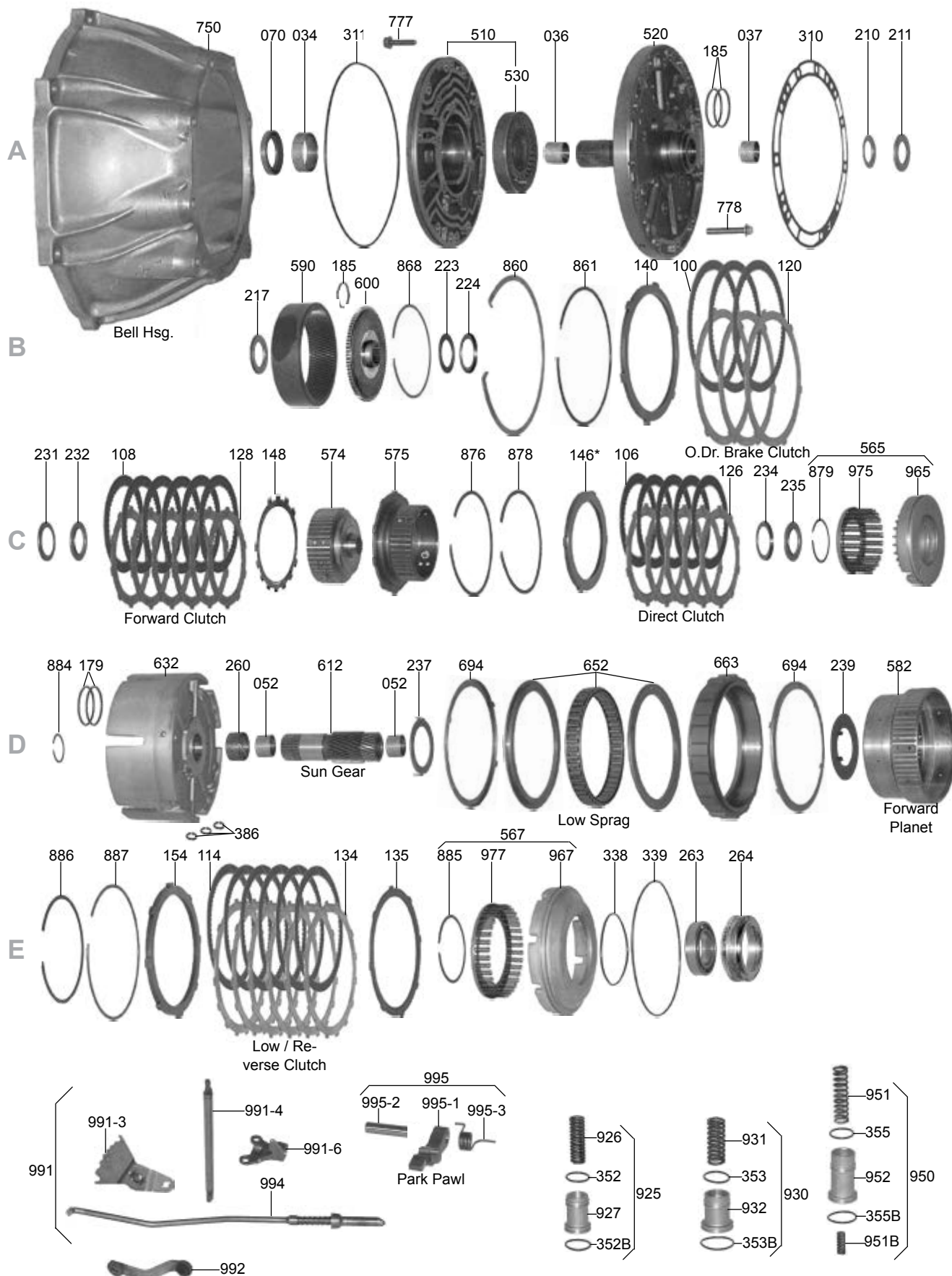
TOYOTA & LEXUS

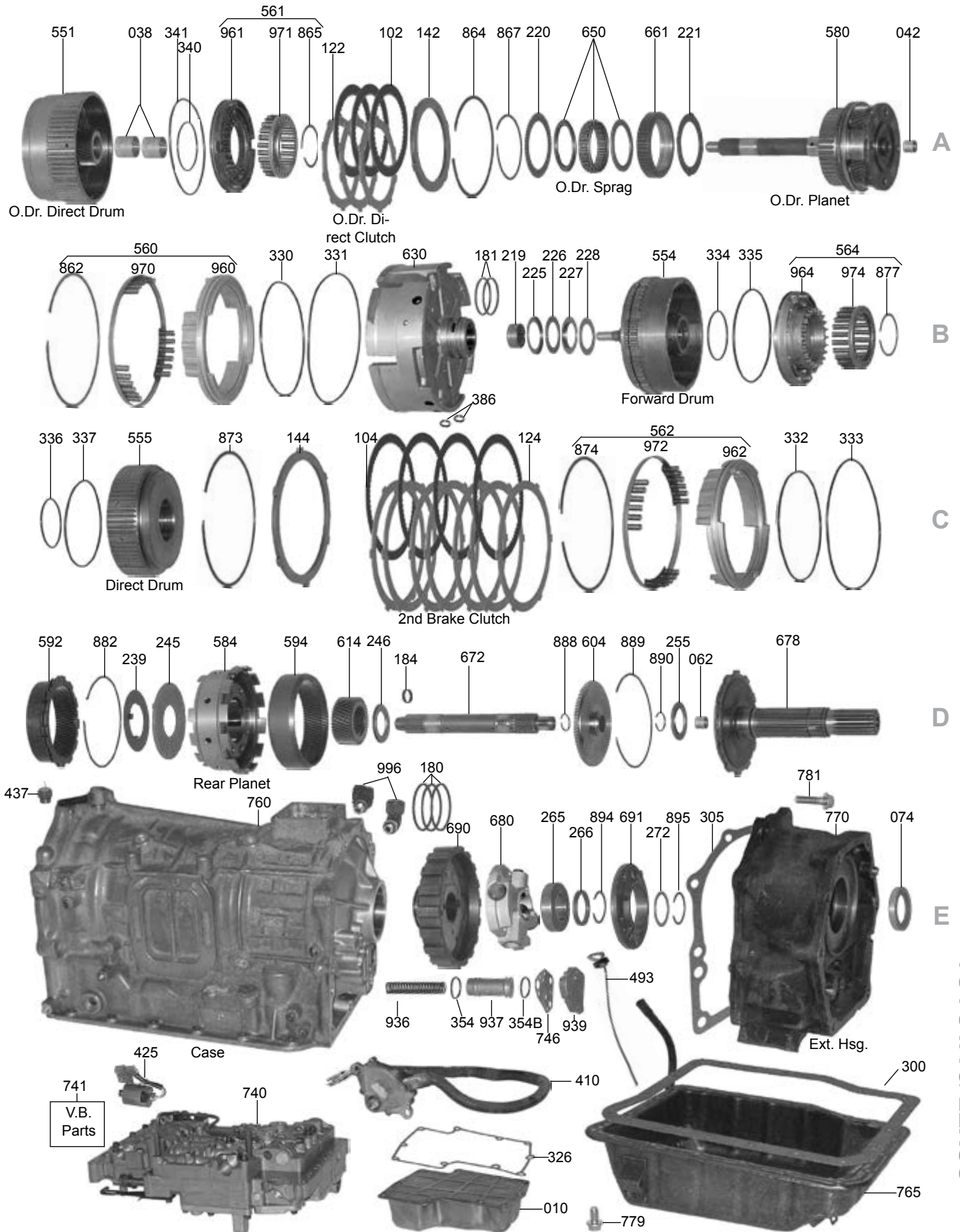
A340, A341, A343, AW4





A440F, A442F





A440F, A442F

ILL#	Part#		QTY	REF#
OVERHAUL KITS				
NI.....	K94900T.....	Overhaul Kit, A440F W/Out Transfer Case Parts 10/85-8/92.....	1.....	N/A
NI.....	K94900B.....	Overhaul Kit, A440F With Transfer Case Parts(Landcruiser & Samurai) 10/85-8/92.....	1.....	N/A
NI.....	K94900E.....	Overhaul Kit, A442F With Transfer Case Parts 8/92-1/95.....	1.....	N/A
NI.....	K94900.....	Overhaul Kit, A440F Transfer Case & PTO Only, 10/85-8/92.....	1.....	N/A
NI.....	K94900F.....	Overhaul Kit, A442F Transfer Case Only, 8/92-1/95.....	1.....	N/A
MASTER L/STEEL KITS				
NI.....	DK9400AS.....	Master L/Steels Kit, A440F W/Out Transfer Case Parts 1985-92.....	1.....	N/A
NI.....	DK9400BS.....	Master L/Steels Kit, A440F With Transfer Case Parts 10/85-8/92.....	1.....	N/A
NI.....	DK9400ES.....	Master L/Steels Kit, A442F With Transfer Case Parts 8/92-1/95.....	1.....	N/A
MASTER W/STEELS KITS				
NI.....	DK9400A.....	Master W/Steels Kit, A440F W/Out Transfer Case Parts 1985-92.....	1.....	N/A
NI.....	DK9400B.....	Master W/Steels Kit, A440F With Transfer Case Parts 10/85-8/92.....	1.....	N/A
NI.....	DK9400B.....	Master W/Steels Kit, A442F With Transfer Case Parts 8/92-1/95.....	1.....	N/A
FILTERS				
010.....	94710.....	Filter, A440F (5/8" Thick) 1985-95.....	1.....	35330-60011
010.....	94710A.....	Filter, A440F (2" Thick) 1985-95.....	1.....	35303-60010
010.....	94710B.....	Filter, A442F 1993-95.....	1.....	35330-60010
BUSHINGS				
030.....	K94000.....	Bushing Kit, A440 (8 Bushings) 1985-95.....	1.....	TBA
034.....	94005.....	Bushing, A440F/A442F Pump Body 1985-95.....	1.....	TBA
044.....	94420.....	Caged Bearing, A440F/A442F 2nd Brake Support To Sun Gear 1985-95 (Use 141260A).....	1.....	TBA
METAL CLAD SEALS				
070.....	94151.....	Seal, A440F/A442F Front Pump 1985-95.....	1.....	90311-42010
072.....	78197.....	Seal, A440F/A442F Manual Lever Shaft 1985-95.....	2.....	90311-12002
074.....	94152.....	Seal, A440F/A442F Extension Housing 1985-95.....	1.....	90311-48016
078.....	89157.....	Seal, A440F/A442F Speedometer Gear Shaft 1985-95.....	1.....	90310-09001
NI.....	94153.....	Seal, Output Shaft Retainer (A440F).....	1.....	90311-48010
FRICTIONS				
100.....	94100.....	Friction, A440F OD Brake Clu (.083") (70T) 1985-92 (Also 2nd Brake Clu, 1985-95).....	3-8.....	35633-36060
100.....	94100A.....	Friction, A442F Overdrive Brake Clutch (.083") (75 Teeth) 1993-95.....	3.....	35633-36050
102.....	94102.....	Friction, A440F/A442F OD Direct Clu (.083") (46T) 1985-95 (Also Fwd & Dir, 1985-95).....	14-15.....	35633-60040
104.....	94100.....	Friction, A440F/A442F 2nd Brake Clutch (.083") (70 Teeth) 1985-95.....	4-5.....	35633-36060
106.....	94102.....	Friction, A440F/A442F Direct Clutch (.083") (46 Teeth) 1985-95.....	5.....	35633-60040
108.....	94102.....	Friction, A440F/A442F Forward Clutch (.083") (46 Teeth) 1985-95.....	6-7.....	35633-60040
114.....	94104.....	Friction, A440F/A442F Low / Reverse Clutch (.067") (70 Teeth) 1985-95.....	6.....	35633-60030
119.....	K94BF.....	Friction, Module, A440F, 1985-92.....	1.....	TBA
119.....	K94EF.....	Friction, Module, A442F, 1993-95.....	1.....	TBA
STEELS				
120.....	94105.....	Steel, A440F OD Brake Clu (.094") (6T) (6.00" ID)1985-92 (Also 2nd Brake Clu 85-90).....	3-10.....	35632-60010
120.....	94105C.....	Steel, A442F OD Brake Clu (.078") (6T) 1993-95 (Also 440F/A442F 2nd Brake Clu 91-95.....	3-10.....	35632-60040
120.....	94105B.....	Steel, A442F Overdrive Brake Clutch (.157") (6 Teeth) 1993-95.....	1.....	35632-60020
120.....	94105A.....	Steel, A440F Overdrive Brake Clutch (.094") (6 Teeth) (6.400" ID) 1985-Up.....	3-10.....	TBA
122.....	94101.....	Steel, A440F/A442F OD Direct Clu (.071") (10T) 1985-95 (Also Fwd & Dir 1985-95).....	6-18.....	35634-36010
122.....	94101C.....	Steel, A440F/A442F OD Direct Clu (.078") (10T) 1985-95 (Also Fwd & Dir 1985-95).....	AR.....	35634-36040
122.....	94101A.....	Steel, A440F/A442F OD Direct Clu (.087") (10T) 1985-95 (Also Forward 1985-95).....	AR.....	35634-36050
122.....	94101B.....	Steel, A440F/A442F OD Direct Clu (.095") (10T) 1985-95 (Also Forward 1985-95).....	AR.....	35634-36020
124.....	94105.....	Steel, A440F 2nd Brake Clutch (.094") (6 Teeth) 1985-90.....	7.....	35632-60010
124.....	94105C.....	Steel, A440F/A442F 2nd Brake Clutch (.078") (6 Teeth) 1991-95.....	7.....	35632-60040
126.....	94101.....	Steel, A440F/A442F Direct Clutch (.071") (10 Teeth) 1985-95.....	6.....	35634-36010
128.....	94101.....	Steel, A440F/A442F Forward Clutch (.071") (10 Teeth) 1985-95.....	6.....	35634-36010
128.....	94101C.....	Steel, A440F/A442F Forward Clutch (.078") (10 Teeth) 1985-95.....	AR.....	35634-36040
128.....	94101A.....	Steel, A440F/A442F Forward Clutch (.087") (10 Teeth) 1985-95.....	AR.....	35634-36050
128.....	94101B.....	Steel, A440F/A442F Forward Clutch (.095") (10 Teeth) 1985-95.....	AR.....	35634-36020
134.....	94103.....	Steel, A440F Low / Reverse Clutch (.071") (16 Teeth) 1985-92.....	6.....	35632-36020
134.....	94103A.....	Steel, A442F Low / Reverse Clutch (.095") (16 Teeth) 1993-95.....	6.....	35632-36030
134.....	94103B.....	Steel, A442F Low / Reverse Clutch (.110") (16 Teeth) 1993-95.....	6.....	TBA
135.....	94965.....	Cushion Steel, A440F/A442F Low / Reverse Clutch (.100") (8 Teeth) 1985-95.....	1.....	TBA
135.....	94964.....	Cushion Steel, A440F/A442F Forward (Front Clutch) 1985-95.....	1.....	TBA
PRESSURE PLATES				

A440F, A442F

ILL#	Part#		QTY	REF#
140.....	94715A.....	Pressure Plate, A440F/A442F Overdrive Brake Clutch (Top) (.195") (6 Teeth) 1985-95.....	1.....	35676-60010
142.....	94716A.....	Pressure Plate, A440F/A442F Overdrive Direct Clutch (Top) (4 Teeth) 1985-95.....	1.....	TBA
144.....	94717A.....	Pressure Plate, A440F/A442F 2nd Brake Clutch (Top) (.198") (6 Teeth) 1985-95.....	1.....	TBA
146.....	94719A.....	Pressure Plate, A440F/A442F Direct Clutch (Top) (.211") (4 Teeth) (Cast # 2) 1985-95.....	1.....	35675-60010
148.....	94720A.....	Wavy Steel, A440F/A442F Forward Clutch (.078") (10 Teeth) 1985-95.....	1.....	35634-36010
154.....	94721A.....	Pressure Plate, A440F/A442F Low / Reverse Clutch (Top) (.260") (8 Teeth) 1985-95.....	1.....	TBA
154.....	94721B.....	Pressure Plate, A440F/A442F Low / Reverse Clutch (Top) (.276") (8 Teeth) 1985-95.....	1.....	TBA
SEALING RINGS				
175.....	K94903.....	Ring Kit, A440F/A442F 1985-95.....	1.....	TBA
WASHERS & BEARINGS				
210.....	94431A.....	Race, A440 Stator To Drum (1.685" OD)(.025" Thick).....	1.....	35789-36050
210.....	94431AA.....	Race, A440 Stator To Drum (1.685" OD)(.034" Thick).....	1.....	TBA
210.....	94431AB.....	Race, A440 Stator To Drum (1.685" OD)(.049" Thick).....	1.....	TBA
211.....	94421A.....	Bearing W/Race, A440F Stator To Drum (1.885" OD).....	1.....	90374-32005
217.....	94422A.....	Bearing W/Race, A440F Overdrive Planet To Hub (1.642" OD).....	1.....	34738-36010
220.....	94401A.....	Washer, A440F Overdrive Sprag (57 Teeth) (.056").....	1.....	TBA
219.....	94423A.....	Caged Needle Bearing, A440F Overdrive Support To Forward Drum Shaft (1.300" OD).....	1.....	TBA
225.....	94432A.....	Cup Race, A440F Supp To Fwd Drum (2.045" OD) (Also Fits Fwd Clu Hub Front & Rear).....	1-3.....	35789-36020
226.....	94423A.....	Bearing, A440F Support To Forward Drum (2.039" OD) (.077" Thick).....	1.....	90374-34001
227.....	94433A.....	Race, A440F Support To Forward Drum (Top Hat) (1.970" OD).....	1.....	TBA
228.....	94444A.....	Shim, A440F Support To Forward Drum (.039").....	1.....	TBA
228.....	94444AA.....	Shim, A440F Support To Forward Drum (.049").....	1.....	TBA
228.....	94444AB.....	Shim, A440F Support To Forward Drum (.059").....	1.....	TBA
228.....	94444AC.....	Shim, A440F Support To Forward Drum (.069").....	1.....	TBA
231.....	94434A.....	Cup Race, A440F Forward Drum To Forward Hub (Use 141225A).....	1.....	TBA
232.....	94424A.....	Brg & Race, A440F Fwd Drum To Hub & Fwd Drum To Dir Drum (2.038" OD) (.110" Thk).....	1-2.....	90374-32005
234.....	94425A.....	Bearing & Race, A440F Forward Hub To Direct Drum (Use 141232A).....	1.....	TBA
235.....	94435A.....	Cup Race, A440F Forward Hub To Direct Drum (Use 141225A).....	1.....	TBA
237.....	94402A.....	Washer, A440F Front Planet-Front (.070" Thick) 2 Tab.....	1.....	TBA
239.....	94445A.....	Shim, A440F 2nd Brake Support To Front Planet (4 Inner Tabs-Steel).....	1.....	35737-60011
245.....	94403A.....	Washer, A440F Front To Rear Planet Plastic (4.050" OD) (4 Tab).....	1.....	35738-60020
246.....	94426A.....	Bearing & Race, A440F Rear Sun gear To Hub (2.084" OD) (.108" Thick).....	1.....	TBA
260.....	94427A.....	Caged Bearing, A440F 2nd Brake Support To Sun Gear (1.300" OD) (.585" Thick).....	1.....	TBA
263.....	94428A.....	Ball Bearing, A440F Case To Output Shaft (2.950" OD) (1.770" ID).....	1.....	TBA
264.....	94436A.....	Race, A440F Presses In Case (3.165" OD) (.878" Thick).....	1.....	TBA
265.....	94429A.....	Ball Bearing, A440F Extension Housing (1.574" ID).....	1.....	TBA
266.....	94446A.....	Spacer, A440F Output Shaft (.204" Thick) (1.967" OD) (1.581" ID).....	1.....	TBA
272.....	94447A.....	Shim, A440F Output Shaft (.063").....	1.....	TBA
GASKETS & RUBBER COMPONENTS				
300.....	94500.....	Pan Gasket, A440F/A442F Bottom 1985-95.....	1.....	35168-36010
326.....	94505.....	Gasket, A440F Filter 1985-92.....	1.....	35339-60020
TECHNICAL MANUALS				
400.....	CDA440.....	Technical Manual(CD), A440F/A442F 1985-95.....	1.....	TBA
ELECTRICAL COMPONENTS				
410.....	94991.....	Switch, A440F External (2 Bolt) 10 Wire (28 1/2" Wire Harness).....	1.....	TBA
437.....	94998.....	Sensor, A440F Screw In (Brass) 18" Harness (1 Wire Type) (By The Cooler Fittings).....	1.....	TBA
446.....	94986.....	Wire Harness, A440F Internal/External (1 Connector, 2 Wire).....	1.....	TBA
HARD PARTS				
500.....	94911.....	Pump, A440F (With 28 Teeth Inner Gear).....	1.....	TBA
500.....	94911A.....	Pump, A440F (With 11 Teeth Inner Gear) (.470" Thick).....	1.....	TBA
500.....	94911B.....	Pump, A440F (With 11 Teeth Inner Gear) (.720" Thick).....	1.....	TBA
510.....	94912.....	Pump Body, A440F (With 28 Teeth Inner Gear).....	1.....	35035-36010
510.....	94912A.....	Pump Body, A440F (With 11 Teeth Inner Gear) (.470" Thick).....	1.....	35035-60010
510.....	94912B.....	Pump Body, A440F (With 11 Teeth Inner Gear) (.720" Thick).....	1.....	TBA
520.....	94913.....	Stator, A440F (Used With 28 Teeth Inner Pump Gear) (2.005" Diameter Ring Tower).....	1.....	35308-36010
520.....	94913A.....	Stator, A440F (Used With 11 Teeth Inner Pump Gear) (2.005" Diameter Ring Tower).....	1.....	35308-60020
HARD PARTS				
551.....	94975.....	Drum, A440F Overdrive Direct (10 Teeth Steels) Cast Iron (35 Teeth Sun Gear).....	1.....	TBA
554.....	94978.....	Drum, A440F Forward W/Out PTO Gear (.930" Diameter Splines).....	1.....	35701-60010
555.....	94972.....	Drum, A440F Direct Clutch (10 Teeth Steels) (1 1/2" Long Outer Splines).....	1.....	35651-36010
574.....	94741.....	Hub, A440F Forward Clutch (20 Inner Splines) (2.140" Tall).....	1.....	35631-36010
575.....	K94741.....	Pressure Plate & Hub, A440F Forward Clutch (Top) (10 Teeth) (42 Splines).....	1.....	35654-36011

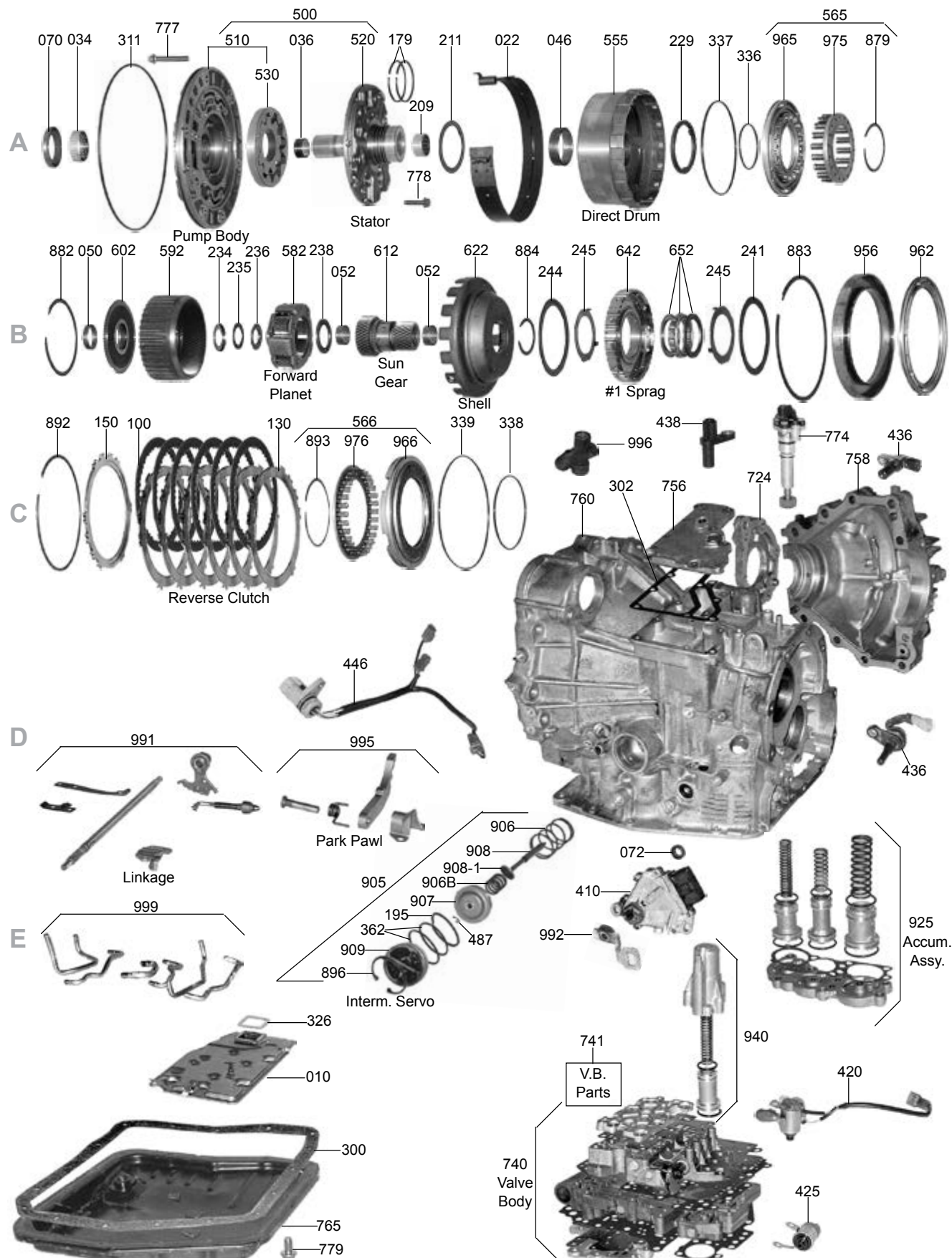
A440F, A442F

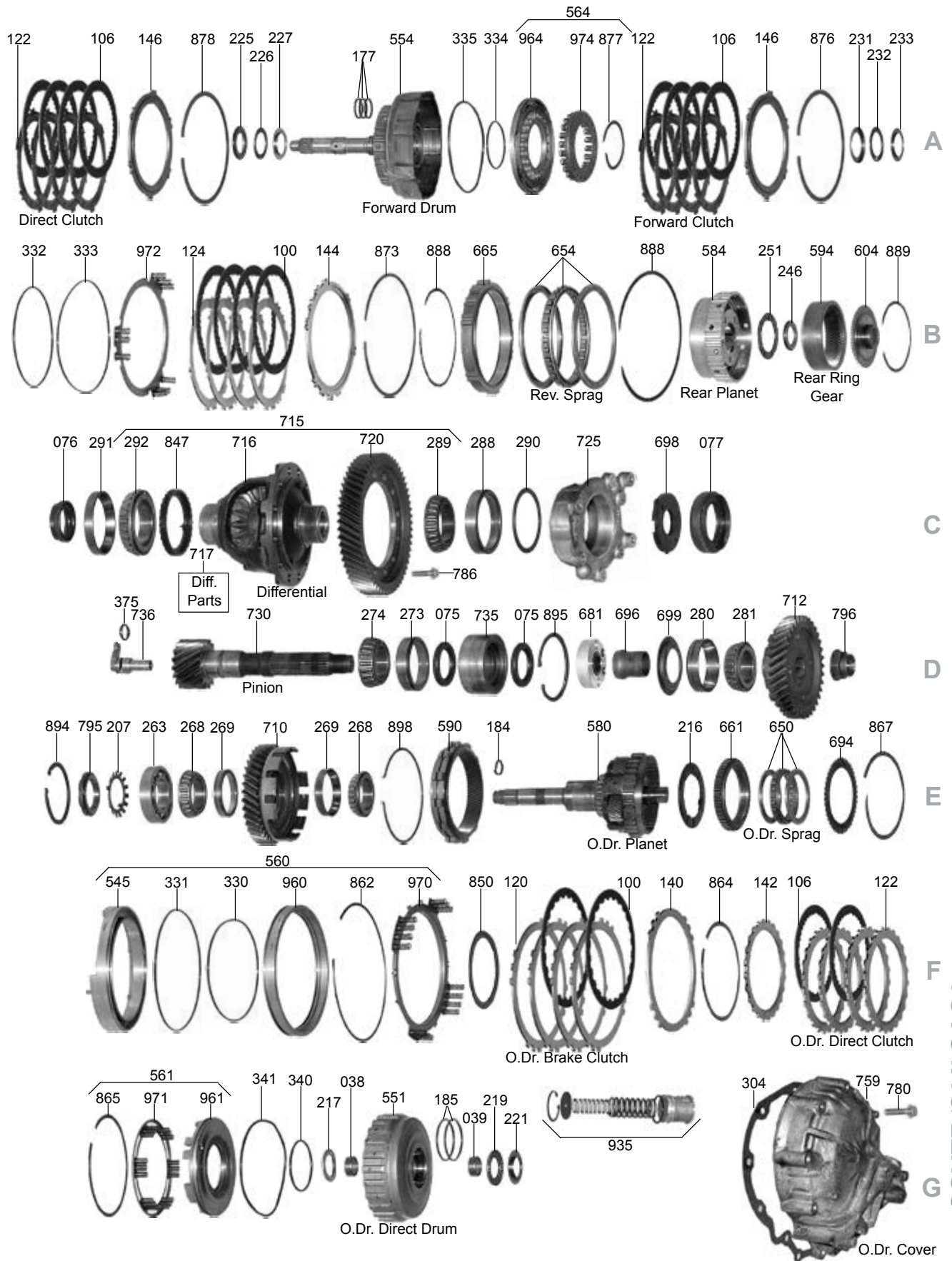
ILL#	Part#		QTY	REF#
580.....	94977.....	Planet, A440F Overdrive (35 Teeth Sun Gear) (46 Teeth Friction Splines).....	1.....	34710-36010
582.....	94973.....	Planet, A440F Forward (Left Angled Cut Gears) (8 Holes In Sprag Race).....	1.....	35720-60010
584.....	94976.....	Planet, A440F Rear (Angled Cut Gears) (2.351" Thick).....	1.....	35760-60010
590.....	94759.....	Ring Gear, A440F Overdrive Planet (89 Teeth) (Right Angle) (1.538" Wide).....	1.....	34731-36010
592.....	94757.....	Ring Gear, A440F Forward Planet (3.205" Thick) (Right Angled Teeth).....	1.....	35743-60010
594.....	94758.....	Ring Gear, A440F Rear Planet (1.420" Thick) (Angled Teeth).....	1.....	TBA
600.....	94742.....	Hub, A440F Overdrive Planet (89 Teeth) (20 Spline).....	1.....	TBA
604.....	94743.....	Hub, A440F Rear (20 Splines) (82 Angled Teeth On OD).....	1.....	35761-60010
612.....	94989.....	Sun Gear, A440F Forward (28 Angled Teeth) (5.084" Long).....	1.....	35706-60011
614.....	94990.....	Sun Gear, A440F Rear (44 Angled Teeth No Groove) (1.043" Thick).....	1.....	TBA
630.....	94988.....	Support, A440F Overdrive Brake (4 3/16" Tall) (Aluminum).....	1.....	34101-60010
632.....	94983.....	Support, A440F 2nd Brake (3 7/16" Tall) (Aluminum).....	1.....	35709-36010
SPRAGS & ONE WAY CLUTCHES				
650.....	94728.....	Sprag, A440F Overdrive (22 Elements) (.610" Wide).....	1.....	35791-36010
652.....	94727.....	Sprag, A440F Low (46 Elements) (6 3/16" OD) (.808" Wide).....	1.....	35790-36010
661.....	94730B.....	Outer Race, A440F Overdrive Sprag (57 Teeth) (2.810" ID).....	1.....	34713-36010
663.....	94730C.....	Outer Race, A440F Low Sprag (16 Lugs) (1.145" Thick) (6 1/8" OD).....	1.....	TBA
SHAFTS & GOVERNORS				
672.....	94979.....	Input Shaft, A440F (8 1/8" Long).....	1.....	35713-36011
678.....	94980.....	Output Shaft, A440F 4WD (7 1/2" Long).....	1.....	35073-60010
680.....	94615.....	Governor, A440F (8 Bolt) (Aluminum).....	1.....	TBA
690.....	94824A.....	Park Gear, A440F (18 Lugs) (3 Ring Grooves) (8 Bolt Governor).....	1.....	TBA
691.....	94640.....	Retainer, A440F (5 Bolt) 4.805" OD (2.435" ID).....	1.....	TBA
694.....	94641.....	Retainer, A440F Sprag (6 Tabs) (6 5/8" OD).....	1.....	TBA
VALVE BODIES & COMPONENTS				
740.....	94987.....	Valve Body, A440F (1 Switch).....	1.....	TBA
746.....	94752.....	Plate, A440F Accumulator (10 Holes).....	1.....	TBA
HOUSINGS, CASES, PISTONS & MISCELLANEOUS				
750.....	94895.....	Bell Housing, A440F Closed Stator At 9:30 (No Case Dowel Pins).....	1.....	TBA
760.....	94981.....	Case, A440F (NO PTO) Top Mount (Has Governor Bore).....	1.....	TBA
765.....	94801.....	Pan, A440F (20 Bolts) Front Passenger Side Filler Tube.....	1.....	TBA
770.....	94982.....	Extension Housing, A440 4x4 (4.625" Long) 6 Bolts To Transfer Case (Cast Iron).....	1.....	TBA
770.....	94982A.....	Extension Housing, A440 4x4 (4.180" Long) 6 Bolts To Transfer Case (Cast Iron).....	1.....	TBA
860.....	K94928.....	Kit, Snap Ring, A440.....	1.....	TBA
925.....	K94996.....	Accumulator Assembly, A440F B-O Accumulator.....	1.....	TBA
930.....	K94996A.....	Accumulator Assembly, A440F C-2 Accumulator.....	1.....	TBA
936.....	94621.....	Spring, A440F C-1 Accumulator (3.535" Long).....	1.....	TBA
937.....	94996.....	Piston, A440F C-1 Accumulator (2.495" Long).....	1.....	TBA
939.....	94622.....	Cover, A440F C-1 Accumulator (4 Bolt) (Aluminum).....	1.....	TBA
950.....	K94996B.....	Accumulator Assembly, A440F B-2 Accumulator.....	1.....	TBA
960.....	94762.....	Piston, A440F Overdrive Brake (1.480" Thick).....	1.....	35621-36010
961.....	94762A.....	Piston, A440F Overdrive Direct clutch (24 Springs) (2.160" ID).....	1.....	TBA
962.....	94763.....	Piston, A440F 2nd Brake (1.480" Thick) (5.735" ID).....	1.....	TBA
964.....	94764.....	Piston, A440F Forward Clutch (22 Spring Pockets) (4.985" OD).....	1.....	35602-36010
965.....	94765.....	Piston, A440F Direct Clutch (.790" Thick) 22 Splines (4.672" OD).....	1.....	35606-36010
967.....	94766.....	Piston, A440F Low / Reverse (1 1/2" Thick) (6 7/8" OD).....	1.....	TBA
970.....	94862.....	Spring Retainer, A440F Overdrive Clutch (6 15/16" OD) (Also Fits 2nd Brake Clu).....	1-2.....	TBA
971.....	94862A.....	Retainer, A440F Overdrive Direct Clutch (24 Springs) (3.380" OD).....	1.....	TBA
972.....	94863.....	Spring Retainer, A440F 2nd Brake Clutch (Use 141970A).....	1.....	TBA
974.....	94864.....	Retainer, A440F Forward Clu (22 Spring) (3.332" OD) (Also Fits Direct Clu Retainer).....	1-2.....	TBA
975.....	94865.....	Retainer, A440F Direct Clutch (Use 141974A).....	1.....	TBA
977.....	94866.....	Spring & Retainer, A440F Low / Reverse (36 Springs, 5" OD) (3 5/8" OD).....	1.....	TBA
991.....	K94623.....	Linkage Assembly, A440F Internal.....	1.....	TBA
994.....	94624.....	Park Rod, A440F (.315" OD) (17" Long).....	1.....	TBA
995.....	K94625.....	Park Pawl Assembly, A440F (3 Pieces).....	1.....	TBA
996.....	K94627.....	Fitting Set, A440F Cooler Line (Elbow Type).....	1.....	TBA

Notes

TOYOTA & LEXUS

A540E, A540H, A541E





A540E, A540H, A541E

ILL#	Part#		QTY	REF#
OVERHAUL KITS				
NI.....	K89900V	Overhaul Kit, A540E, Camry 8/88-9/93, Sienna 8/97-8/00, Lexus ES250 6/89-7/91, ES300 7/91-8/93.....	1	N/A
NI.....	K89900W	Overhaul Kit, A540H, Camry AWD 8/88-6/91, RAV4 4wd 11/95-8/00 (Does NOT Include Transfer Case Components-If TC Parts Required Use K89900K & K89900W).....	1	N/A
NI.....	K89900K	Overhaul Kit, A540H-Transfer Case Only, Camry AWD 8/88-6/91, RAV4 4wd 11/95-8/00.....	1	N/A
NI.....	K89900J	Overhaul Kit, A541E, Camry 9/93-02, Avalon 9/94-04, Sienna 8/00-02 Solara 6/98-03, Lexus ES300 9/93-02	1	N/A
MASTER L/STEEL KITS				
NI.....	DK8900VS	Master L/Steels Kit, A540E, Camry 8/88-6/91	1	N/A
NI.....	DK8900TS	Master L/Steels Kit, A540E Camry 6/91-9/93, Sienna 8/97-8/00	1	N/A
NI.....	DK8900QS	Master L/Steels Kit, A540E Lexus ES300, 7/91-8/93	1	N/A
NI.....	DK8900WS	Master L/Steels Kit, A540H, Camry AWD 8/88-6/91, RAV4 4wd 11/95-8/00 (Does NOT Include Transfer Case Components-If TC Parts Required Use K89900K & DK8900WS).....	1	N/A
NI.....	DK8900JS	Master L/Steels Kit, A541E, Camry 9/93-02, Avalon 9/94-04, Sienna 8/00-02 Solara 6/98-03, Lexus ES300 9/93-02	1	N/A
MASTER W/STEELS KITS				
NI.....	DK8900V	Master W/Steels Kit, A540E, Camry 8/88-6/91	1	N/A
NI.....	DK8900T	Master W/Steels Kit, A540E Camry 6/91-9/93, Sienna 8/97-8/00	1	N/A
NI.....	DK8900Q	Master W/Steels Kit, A540E Lexus ES300, 7/91-8/93	1	N/A
NI.....	DK8900W	Master W/Steels Kit, A540H, Camry AWD 8/88-6/91, RAV4 4wd 11/95-8/00 (Does NOT Include Transfer Case Components-If TC Parts Required Use K89900K & DK8900W).....	1	N/A
NI.....	DK8900J	Master W/Steels Kit, A541E, Camry 9/93-02, Avalon 9/94-04, Sienna 8/00-02 Solara 6/98-03, Lexus ES300 9/93-02	1	N/A
FILTERS				
010.....	89710C.....	Filter, A540E/A540H 1988-Up	1	35330-32030
010.....	89711	Filter, A541E 1994-Up	1	35330-33030
BANDS				
022.....	89700	Band, A540 (1" Wide) Early, 1988-Up	1	35810-32020
022.....	89700C.....	Band, A540E/A540H 1st Design (1.49" Wide) 1988-93.....	1	35810-32030
022.....	89700D.....	Band, A540E/A541E 2nd Design (1.215" Wide) (Will Retro to 1988) 1994-Up	1	35810-33010
BUSHINGS				
030.....	K89000	Bushing Kit, A540 (7-Bushings Does Not Include OD Dir Drum Front & Rear).....	1	TBA
030.....	K89000C.....	Bushing Kit, A540 (9-Bushings Includes OD Dir Drum Front & Rear).....	1	TBA
030.....	K89000B	Bushing Kit, A540H AWD 1988-Up.....	1	TBA
034.....	67001	Bushing, A540 Pump Body 1988-Up.....	1	TBA
036.....	67002A.....	Bushing, A540 Stator Support (Front) 1988-Up.....	1	TBA
037.....	89003	Bushing, A540 Stator Support (Rear) Early.....	1	TBA
037.....	89431	Bearing, A540 Stator Support (Rear) Late (Use 89431).....	1	TBA
209.....	89431	Caged Needle Bearing, A540 Stator (Rear) Late	1	TBA
038.....	89012	Bushing, A540 Overdrive Direct Drum / Overdrive Sun Gear, Front .39" Tall.....	1	TBA
039.....	89012A.....	Bushing, A540 Overdrive Direct Drum / Overdrive Sun Gear, Rear .31" Tall.....	1	90384-22014
046.....	89011	Bushing, A540 Direct Drum	1	TBA
050.....	89013	Bushing, A540 Input Hub.....	1	TBA
052.....	89009	Bushing, A540 Sun Gear	2	TBA
METAL CLAD SEALS				
070.....	67550	Seal, A540/A541E Front Pump 1988-Up.....	1	90311-38020
072.....	78197	Seal, A540 Manual Shaft	1	TBA
075.....	89161	Seal, A540/A541E Differential Pinion 1988-93	2	TBA
075.....	89161A.....	Seal, A540/A541E Differential Pinion 1994-Up (Double Lip)	1	89014
076.....	89159	Seal, A540/A541E Right Axle 1988-Up	1	90311-40010
077.....	89160	Seal, A540/A541E Left Axle (Exc AWD) 1988-Up	1	90311-50011
077.....	89159A.....	Seal, A540 Left Axle (AWD) 1988-Up.....	1	90311-44004
078.....	89157	Seal, A540/A541E Speedometer Gear Shaft 1988-Up.....	1	90310-09001
FRICTIONS				
100.....	89116H.....	Friction, A540 OD Brake Clutch (.081") (24 Teeth) (6.50" OD) (High Energy) 1992-Up.....	3	TBA
100.....	89116	Friction, A540 OD Brake Clutch (.081") 24 Teeth (With Grooves) (6.50" OD) 1988-91	3	TBA
100.....	89116A.....	Friction, A540 OD Brake Clutch (.081") 24 Teeth (Smooth) (6.50" OD) 1992-Up.....	3-5	TBA
100.....	89115	Friction, A540 Reverse Clutch (.059") 33 Teeth (5.60" OD).....	6-7	35677-32060
100.....	89115A.....	Friction, A540 Reverse Clutch (.059") 36 Teeth (5.83" OD) Hi-Energy 1994-Up.....	6-7	TBA
100.....	89101	Friction, A540 2nd Brake Clutch (.075") 33 Teeth (5.60" OD) 1988-91	3	TBA

A540E, A540H, A541E

ILL#	Part#		QTY	REF#
100.....	89101A.....	Friction, A540 2nd Brake Clutch (.075") 33 Teeth (5.60" OD) 1992-Up.....	3.....	TBA
100.....	89101B.....	Friction, A540 2nd Brake Clutch (.075") 36 Teeth (5.83" OD) Hi-Energy 1994-Up.....	3.....	TBA
103.....	89122.....	Friction, A540 Differential Clutch (.071") 36 Teeth (4.50" OD) 1989-Up.....	11.....	41475-32020
106.....	89103.....	Friction, A540 Forward & Direct Clutch (.067") 40 Teeth (5.00" OD).....	3-7.....	35633-32050
106.....	89103A.....	Friction, A540 Forward Clutch (.060") 40 Teeth (5.00" OD) 1992-Up.....	5.....	TBA
106.....	89114.....	Friction, A540 Direct Clutch (.081") 32 Teeth (5.200" OD) 8/1988-1991.....	3.....	TBA
106.....	97103.....	Friction, A540 Direct Clutch (.083") 40 Teeth (5.20" OD) 1992-Up.....	3.....	TBA
106.....	89113.....	Friction, A540 Overdrive Direct Clutch (.075") 40 Teeth (5.00" OD) 1988.....	2.....	35633-32031
STEELS				
120.....	89120.....	Steel, A540 Overdrive Brake Clutch (.098") 5.60" ID (12 Teeth) 1988-Up.....	3.....	TBA
122.....	89102.....	Steel, A540 Forward Clutch (.071") 4.10" ID (8 Teeth) 1988-91.....	4.....	TBA
122.....	89102A.....	Steel, A540 Forward Clutch (.063") 8 Teeth (4.10" ID) 1992-Up.....	4.....	TBA
122.....	89102B.....	Steel, A540 Forward Clutch (.055") 8 Teeth (4.10" ID) 1992-Up.....	1-5.....	TBA
122.....	89102C.....	Steel, A541E Forward Clutch (.078") 8 Teeth (4.10" ID) 1994-Up (Some).....	1-5.....	TBA
122.....	97124.....	Steel, A540 Direct Clutch (.091") 6 Teeth (4.10" OD) 1988-91.....	2.....	TBA
122.....	89117.....	Steel, A540 Direct Clutch (.071") 6 Notched Teeth (4.10" ID) 1988-91.....	1.....	TBA
122.....	89117A.....	Steel, A540 Direct Clutch (.055") 6 Teeth (4.10" ID) 1992-Up.....	1.....	TBA
122.....	89117B.....	Steel, A540 Direct Clutch (.079") 6 Teeth (3 Teeth Are Notched) 4.10" ID 1992-Up.....	2-3.....	TBA
122.....	89102.....	Steel, A540H Direct Clutch (.071") 8 Teeth (4.138" ID) 1989-00.....	3.....	TBA
122.....	89111.....	Steel, A540 Overdrive Direct Clutch (.071") 4.10" ID (20 Teeth) 1988.....	2.....	TBA
122.....	89111A.....	Steel, A540 Overdrive Direct Clutch (.118") 4.10" ID (24 Teeth) 1989-93.....	2.....	TBA
122.....	89111B.....	Steel, A541E Overdrive Direct Clutch (.071") 24 Teeth (4.10" ID) 1994-Up.....	2.....	TBA
123.....	89121.....	Steel, A540 Differential Clutch (.063") 3.60" ID (30 Teeth) 1988-Up.....	11.....	TBA
124.....	89119.....	Steel, A540 2nd Brake Clutch (.071") 12 Teeth (4.60" ID) 1988-03.....	3.....	TBA
124.....	89119A.....	Steel, A541E 2nd Brake Clutch (.071") 10 Teeth (4.86" ID) 1994-Up (Wide Splined).....	4.....	TBA
130.....	89106.....	Steel, A540 Low/Rev Clutch (.071") 12T 1988-Up.....	6-7.....	TBA
130.....	89106B.....	Steel, A541E Low/Rev Clutch (.063") 10T, 1994-Up (All Exc Rav4-Use 89106).....	6.....	35648-33020
PRESSURE PLATES				
140.....	89715B.....	Pressure Plate, A540/A541 Overdrive Brake Clutch (.148", 12T, 5.6" ID) 1988-Up.....	1.....	TBA
142.....	89715D.....	Pressure Plate, A540 Overdrive Direct Clutch (.118", 20T) 1988.....	1.....	TBA
142.....	89715DA.....	Pressure Plate, A540/A541 Overdrive Direct Clutch (.140", 24T) 1989-Up.....	1.....	TBA
144.....	89714D.....	Pressure Plate, A540 2nd Brake Clutch (.135", 12T, 4.60" ID) 1988-Up.....	1-2.....	TBA
144.....	89714DA.....	Pressure Plate, A541 2nd Brake Clutch (.140", 10T, 4.60" ID) 1994-Up.....	1-2.....	TBA
146.....	89716A.....	Pressure Plate, A540/A541 Forward Clutch (.133", 8T) 1988-Up.....	1.....	TBA
146.....	89716.....	Pressure Plate, A540/A541 Forward Clutch (.118", 8T) 1988-Up.....	1.....	TBA
146.....	89716B.....	Pressure Plate, A540/A541 Forward Clutch (.110", 8T) 1988-Up.....	1.....	TBA
146.....	89716C.....	Pressure Plate, A540/A541 Forward Clutch (.102", 8T) 1988-Up.....	1.....	TBA
146.....	89716E.....	Pressure Plate, A540/A541 Forward Clutch (.125", 8T) 1988-Up.....	1.....	TBA
146.....	89716F.....	Pressure Plate, A540/A541 Forward Clutch (.157", 8T) 1988-Up.....	1.....	TBA
146.....	89716D.....	Pressure Plate, A540/A541 Direct Clutch (.102", 6T) 1988-Up.....	1.....	TBA
146.....	89716DA.....	Pressure Plate, A540/A541 Direct Clutch (.110", 6T) 1988-Up.....	1.....	TBA
146.....	89716DB.....	Pressure Plate, A540/A541 Direct Clutch (.118", 6T) 1988-Up.....	1.....	TBA
146.....	89716DC.....	Pressure Plate, A540/A541 Direct Clutch (.133", 6T) 1988-Up.....	1.....	TBA
146.....	89716DD.....	Pressure Plate, A540/A541 Direct Clutch (.125", 6T) 1988-Up.....	1.....	TBA
146.....	89716DE.....	Pressure Plate, A540/A541 Direct Clutch (.157", 6T) 1988-Up.....	1.....	TBA
150.....	89714D.....	Pressure Plate, A540 Reverse Clutch (.135", 12T, 4.60" ID) 1988-Up.....	1-2.....	TBA
150.....	89714DA.....	Pressure Plate, A541 Reverse Clutch (.140", 10T, 4.60" ID) 1994-Up.....	1-2.....	TBA
VALVE BODY KITS				
165.....	K89908T.....	Valve Body Kit, A540E (Translab).....	1.....	TBA
SEALING RINGS				
175.....	K89901A.....	Ring Kit, A540E/H.....	1.....	TBA
175.....	K89901B.....	Ring Kit, A541E.....	1.....	TBA
177.....	89301T.....	Ring, A540 Forward Clutch (Teflon).....	3.....	TBA
179.....	89300.....	Ring, A540 Direct Clutch (Metal).....	2.....	TBA
184.....	89306T.....	Ring, A540 Intermediate Shaft (Teflon).....	1.....	TBA
185.....	87302.....	Ring, A540 Overdrive Direct Clutch (Teflon).....	2.....	TBA
195.....	89308T.....	Ring, A540 2nd Coast Servo (Teflon).....	1.....	TBA
WASHERS & BEARINGS				
200.....	K89907.....	Washer Kit, A540, 1988-93.....	1.....	TBA
200.....	K89907W.....	Washer Kit, A541, 1994-Up.....	1.....	TBA
207.....	89944.....	Lock Washer, A540/A541 Overdrive Planet Bearing To Nut.....	1.....	90209-40001
209.....	89441D.....	Caged Needle Bearing, A540 Stator (Rear) Late.....	1.....	TBA
211.....	89424.....	Washer, A540 Stator To Direct Drum.....	1.....	35616-32010

A540E, A540H, A541E

ILL#	Part#		QTY	REF#
216	89442D	Washer, A540/A541 Overdrive Planet To Sprag	1	34737-3310
217	K89443D	Bearing/Race Kit, A540/A541 Overdrive Direct Drum To OD/Rear Cover	1	TBA
219	K89943A	Bearing/Race Kit, A540/A541 Overdrive Direct Drum To OD/Rear Cover	1	90374-28013
221	K89943A	Bearing/Race Kit, A540/A541 Overdrive Direct Drum To OD/Rear Cover	1	35789-20020
225	K89430	Bearing/Race Kit, A540/A541 Stator To Forward Drum	1	35789-32030
226	K89430	Bearing/Race Kit, A540/A541 Stator To Forward Drum	1	90374-28005
227	K89430	Bearing/Race Kit, A540/A541 Stator To Forward Drum	1	35789-32010
229	89422A	Washer, A540 Direct Drum To Forward Drum 1988-Up (.138", 2.210" ID) (Early)	1	35616-32021
229	89422	Washer, A541 Direct Drum To Forward Drum (.175", 2.210" ID) (Late)	1	35616-32030
231	K89437	Bearing/Race Kit, A540 Forward Drum To Hub, 1988-Up	1-2	35789-32040
231	K89437A	Bearing/Race Kit, A541 Forward Drum To Hub, 1993-Up	1-2	35789-33010
232	K89437	Bearing/Race Kit, A540 Forward Drum To Hub, 1988-Up	1-2	90374-31001
232	K89437A	Bearing/Race Kit, A541 Forward Drum To Hub, 1993-Up	1-2	90374-22001
233	K89437	Bearing/Race Kit, A540 Forward Drum To Hub, 1988-Up	1-2	35789-32050
233	K89437A	Bearing/Race Kit, A541 Forward Drum To Hub, 1993-Up	1-2	TBA
234	K89446A	Bearing/Race Kit, A540 Fwd Ring Gear Hub To Planet, 1988-Up	1	TBA
234	K89446C	Bearing/Race Kit, A540 Fwd Ring Gear Hub To Planet, 1994-Up	1	TBA
235	K89446A	Bearing/Race Kit, A540 Fwd Ring Gear Hub To Planet, 1988-Up	1	TBA
235	K89446C	Bearing/Race Kit, A540 Fwd Ring Gear Hub To Planet, 1994-Up	1	TBA
236	K89446A	Bearing/Race Kit, A540 Fwd Ring Gear Hub To Planet, 1988-Up	1	35789-32060
236	K89446C	Bearing/Race Kit, A540 Fwd Ring Gear Hub To Planet, 1994-Up	1	TBA
237	K89435A	Bearing/Race Kit, A540 Forward Planet To Sun Gear, 1988-Up	1	35789-32070
237	K89435B	Bearing/Race Kit, A541 Forward Planet To Sun Gear, 1994-Up	1	TBA
238	K89435A	Bearing/Race Kit, A540 Forward Planet To Sun Gear, 1988-Up	1	TBA
238	K89435B	Bearing/Race Kit, A541 Forward Planet To Sun Gear, 1994-Up	1	90374-30006
241	89427	Washer, A540 Rear Planet To Intern Sprag (4" OD, 3-Tabs (Plastic) 1988-Up	1	TBA
241	89427A	Washer, A541 Rear Planet To Intern Sprag (4.125" OD, 3-Tabs (Plastic) 1994-Up	1	35789-32020
244	89416	Washer, A540H Shell To Sprag (2.75" OD) (Plastic) (Early) 1988-Up	1	35739-32011
244	89416A	Washer, A540 Shell To Sprag (.167", 3.625" OD) (Plastic) 1988-Up	1	TBA
244	89416B	Washer, A541 Shell To Sprag (.203", 3.625" OD) (Plastic) 1994-Up	1	TBA
246	K89439A	Bearing/Race Kit, A540 Sun Gear To Rear Ring Gear Hub, 1988-Up	1	35789-22010
246	K89439B	Bearing/Race Kit, A541 Sun Gear To Rear Ring Gear Hub, 1994-Up	1	TBA
247	K89439A	Bearing/Race Kit, A540 Sun Gear To Rear Ring Gear Hub, 1988-Up	1	90374-22002
247	K89439B	Bearing/Race Kit, A541 Sun Gear To Rear Ring Gear Hub, 1994-Up	1	90374-24002
248	K89439A	Bearing/Race Kit, A540 Sun Gear To Rear Ring Gear Hub, 1988-Up	1	35789-32080
248	K89439B	Bearing/Race Kit, A541 Sun Gear To Rear Ring Gear Hub, 1994-Up	1	TBA
251	89415	Washer, A540 Rear Planet To Ring Gear (2.375" OD, 2-Centered Tabs) 1988-Up	1	35738-12010
251	89415B	Washer, A540 Rear Planet To Ring Gear (2-Off Set Tabs) 1994-Up	1	TBA
263	89448D	Ball Bearing, A540/A541 Case To Intermediate Shaft	1	TBA
268	89449D	Bearing & Race, A540/541, Transfer Drive Gear To OD Planet (Tapered)	1	TBA
274	K89977V	Bearing, A540 Pinion V-6 1980-Up	1	90366-36003
280	89451D	Cup Race, A540 Driven Transfer Gear (3.300" OD)	1	TBA
280	89451DA	Cup Race, A540 Driven Transfer Gear (3.068" OD)	1	TBA
281	89979A	Cone Bearing, A540 Driven Transfer Gear (Uses Cup Race #280 That Is 3.300" OD)	1	TBA
281	K89979A	Cone Brg W/Race, A540 Driven Transfer Gear	1	90366-40010
281	K89979B	Cone Brg W/Race A541 Driven Transfer Gear	1	TBA
281	K89979C	Cone Brg W/Race, A540 Driven Transfer Gr (Cup Race 3.068" OD, Cast# ST4078-3)	1	TBA
289	K89978C	Tapered Bearing, A540/A541 Differential (Ring Gear Side)	1	90366-50030
292	K89978B	Tapered Bearing, A540/A541 Differential (Speed-O Gear Side)	1	90366-40016

GASKETS & RUBBER COMPONENTS

300	89503	Gasket, A540 Bottom Pan	1	81170A
300	89503A	Gasket, A541E Bottom Pan 1994-Up	1	35168-33010
302	89547A	Gasket, A540 Top Cover	1	TBA
304	89506A	Gasket, A540E/A540H Overdrive Cover (13 Bolt) 1988-Up	1	34112-32040
304	89506J	Gasket, A541E Overdrive Cover (12 Bolt) 1994-Up	1	34112-33021
311	89516	O-Ring, A540 Pump	1	TBA
326	89508C	Gasket, A540 Filter	1	TBA

TECHNICAL MANUALS

400	TMA540	Technical Manual, A540 Toyota	1	83-TOY540TM
-----	--------	-------------------------------	---	-------------

ELECTRICAL COMPONENTS

410	89992A	Neutral Switch, A540 (The Connector Is 1 1/8" Wide)	1	84540-32080
410	89992B	Neutral Switch, A540 (The Connector Is 1 3/4" Wide)	1	TBA
420	89757	Solenoid Assembly, A540 1-2 Shift (2 Solenoids & 1 Bracket) 1988-02 (Rostra)	1	52-0222
420	K89759	Solenoid Kit, A540E/A540H (2 Shift & 1 Lock-Up) 1988-02	1	52-9003
420	89757A	Solenoid Assembly, A541E 1-2 Shift (2 Solenoids & 1 Bracket) 1994-04 (Rostra)	1	52-0234

A540E, A540H, A541E

ILL#	Part#		QTY	REF#
420.....	K89759A.....	Solenoid Kit, A541E (2 Shift & 1 Lock-Up) 1994-04	1.....	52-9022
425.....	89758.....	Solenoid, A540 Lock-Up 1988-02 (Do Not Use On A541 Transmission) (Rostra).....	1.....	52-0224
425.....	89758A.....	Solenoid, A541E Lock-Up 1994-04	1.....	52-0355
431.....	89759J.....	Solenoid, A541E Linear, Shift Control (SLN) 94-05.....	1.....	35270-33011
436.....	89958D.....	Speed Sensor, A540 (#2 Speed Sensor).....	1.....	90374-30004
438.....	89954D.....	Sensor, A541 Pulse Generator (On Top Cover)	1.....	TBA
444.....	89970D.....	Case Connector, A540 (.950" OD) 4x4.....	1.....	TBA
444.....	89970DA.....	Case Connector, A540 (1.015" OD) Late.....	1.....	TBA
PUMPS & PUMP COMPONENTS				
500.....	89918.....	Pump, A540 (8-5/16" OD) 1988-Up.....	1.....	TBA
500.....	89918B.....	Pump, A541 (8-7/16" OD) 1994-Up.....	1.....	TBA
510.....	89912V.....	Pump Body, A540 (8-5/16" OD) (.420" Thick Gears) 1988-Up	1.....	TBA
510.....	89912VA.....	Pump Body, A541 (8-7/16" OD) (.370" Thick Gears) 1994-Up	1.....	TBA
520.....	89913V.....	Stator, A540 (Fits Body With 8-5/16" OD 1988-Up	1.....	TBA
520.....	89913VA.....	Stator, A541 (Fits Body With 8-7/16" OD 1994-Up	1.....	TBA
530.....	K89201A.....	Pump Gears, A540/A541 (.420" Thick) 1988-Up.....	1.....	TBA
DRUMS & PISTON KITS				
545.....	89731D.....	Housing, A540/A541 Overdrive Brake Piston, 1988-Up	1.....	TBA
551.....	89997.....	Drum, A540 Overdrive Direct (22T Sun Gear) 1988-Up	1.....	TBA
551.....	89997C.....	Drum, A541 Overdrive Direct (28T Sun Gear) 1994-Up	1.....	TBA
554.....	89732D.....	Drum, A540, Forward With Shaft (4-Clutch) (3-Rings On Shaft) 1988-Up	1.....	TBA
554.....	89732DB.....	Drum, A540, Forward With Shaft (5-Clutch) (3-Rings On Shaft) 1992-Up	1.....	TBA
554.....	89732DC.....	Drum, A541, Forward With Shaft (5-Clutch) 1994-Up	1.....	TBA
555.....	89719D.....	Drum, A540 Direct (8 Drive Lugs) 1988-Up	1.....	TBA
555.....	89719DA.....	Drum, A541 Direct (16 Drive Lugs) 1994-Up	1.....	TBA
555.....	89719B.....	Drum, A540 Direct (3-Clutch) (A540H RAV4) 1996-00.....	1.....	TBA
560.....	K89981D.....	Piston Kit, A540 Overdrive Brake (Piston # 961 Is .500" Thick) 1988-Up	1.....	TBA
560.....	K89981DA.....	Piston Kit, A541 Overdrive Brake (Piston # 961 Is .600" Thick) 1994-Up	1.....	TBA
561.....	K89993CA.....	Piston Kit, A540 Overdrive Direct Drum (.780" Thick Piston) 1988-Up	1.....	TBA
561.....	K89993CB.....	Piston Kit, A541 Overdrive Direct Drum (.825" Thick Piston) 1994-Up	1.....	TBA
562.....	K89734D.....	Piston Kit, A540 2nd Brake Assembly (8-Springs) 1988-Up	1.....	TBA
562.....	K89734DA.....	Piston Kit, A541 2nd Brake Assembly (12-Springs) 1994-Up	1.....	TBA
564.....	K89983D.....	Piston Kit, A540 Forward Drum (Early) 1988-Up	1.....	TBA
564.....	K89983DA.....	Piston Kit, A541 Forward Drum (Late) 1994-Up	1.....	TBA
565.....	K89718B.....	Piston Kit, A540 Direct Drum, 1988-Up	1.....	TBA
565.....	K89718BA.....	Piston Kit, A541 Direct Drum, 1994-Up	1.....	TBA
566.....	K89985D.....	Piston Kit, A540/A541 Low/Rev Clutch, 1988-Up	1.....	TBA
PLANETS, RING GEARS, SUN GEARS & SHELLS				
580.....	89987C.....	Planet, A540 Overdrive With Shaft (Mates To 22 Teeth Sun Gear #551) 1988-Up	1.....	TBA
580.....	89987CD.....	Planet, A541 Overdrive With Shaft (Mates To 28 Teeth Sun Gear #551) 1994-Up	1.....	TBA
580.....	K89941E.....	Overdrive Assy, A540 (13-Bolt, No Mounting Holes) 1988-Up	1.....	TBA
580.....	K89941EB.....	Overdrive Assy, A540 (13-Bolt, 4-Mounting Holes) 1988-Up	1.....	TBA
580.....	K89941ED.....	Overdrive Assy, A541 (12-Bolt, 4-Mounting Holes, No Tin Baffle Type) 1994-Up	1.....	TBA
580.....	K89941EE.....	Overdrive Assy, A541 (12-Bolt, 4-Mounting Holes, W/ Tin Baffle Type) 1994-Up	1.....	TBA
582.....	89747.....	Planet, A540/A541, 1988-Up	1.....	TBA
582.....	K89747A.....	Kit, Front Planet & Ring Gear, A540, 1988-Up	1.....	TBA
582.....	K89747B.....	Kit, Front Planet & Ring Gear, A541, 1994-Up	1.....	TBA
584.....	89748A.....	Planet, Rear, A540 Rear (4-Pinion) 1988-Up	1.....	TBA
584.....	K89748A.....	Kit, Rear Planet & Ring Gear, A540 (4-Pinion) 1988-Up	1.....	TBA
584.....	89748B.....	Planet, Rear, A540 Rear (5-Pinion) 1992-Up	1.....	TBA
584.....	K89748B.....	Kit, Rear Planet & Ring Gear, A540 (5-Pinion) 1992-Up	1.....	TBA
584.....	89748BA.....	Planet, Rear, A541 Rear (5-Pinion) 1994-Up	1.....	TBA
584.....	K89748BA.....	Kit, Rear Planet & Ring Gear, A541 (5-Pinion) 1994-Up	1.....	TBA
590.....	89931V.....	Ring Gear, A540 Overdrive (22T Sun Gear) 1988-Up	1.....	TBA
590.....	89931VB.....	Ring Gear, A541 Overdrive (28T Sun Gear) 1994-Up	1.....	TBA
592.....	89896V.....	Front Ring Gear & Hub, A540 Front (1.615" Tall) 1988-91	1.....	TBA
592.....	89896VA.....	Front Ring Gear & Hub, A540 Front (1.670" Tall) 1992-03	1.....	TBA
592.....	89896VB.....	Front Ring Gear & Hub, A541 Front (1.808" Tall, 1.780" OD Bearing) 1994-Up	1.....	TBA
592.....	89896VC.....	Front Ring Gear & Hub, A541 Front (1.808" Tall, 1.860" OD Bearing) 1994-Up	1.....	TBA
594.....	89991E.....	Rear Ring Gear & Hub, A540/A541, 1988-Up	1.....	TBA
602.....	89153D.....	Hub, A540 Front Planet (.375" Thick From Bearing To Bearing Surface).....	1.....	TBA
602.....	89153DA.....	Hub, A540 Front Planet (.495" Thick From Bearing To Bearing Surface).....	1.....	TBA
604.....	89151V.....	Hub, A540 Rear Planet (.628" Spline Length)	1.....	TBA
612.....	89999V.....	Sun Gear, A540/A541 (1.540" OD Sprag Race) 1988-Up	1.....	TBA
612.....	K89999V.....	Kit, Sun Gear & Shell, A540 (8-Lug Shell) 1988-Up	1.....	TBA

TOYOTA & LEXUS

A540E, A540H, A541E

ILL#	Part#		QTY	REF#
612	K89999VA	Kit, Sun Gear & Shell, A541 (16-Lug Shell) 19994-Up	1	TBA
622	89764A	Shell, A540 Input Sun (42-Spline, 8-Drive Lugs To Direct Drum) 1988-Up	1	TBA
622	K89999V	Kit, Shell W/ Sun Gear, A540 (8-Lug Shell) 1988-Up	1	TBA
622	89764B	Shell, A541 Input Sun (42-Spline, 16-Drive Lugs To Direct Drum) 1994-Up	1	TBA
622	K89999VA	Kit, Shell W/ Sun Gear, A541 (16-Lug Shell) 1994-Up	1	TBA
SPRAGS & ONE WAY CLUTCHES				
642	K89724AA	Sprag Assembly, A540, Intermediate Sprag & Clutch Hub, 1988-Up	1	35790-32031
642	K89724AB	Sprag Assembly, A541, Intermediate Sprag & Clutch Hub, 1994-Up	1	TBA
642	K65702A	Sprag Assembly, A540 (1.645" ID) Early	1	3570-32050
650	89728	Sprag, Overdrive, A540 / A541 (24-Element) 1988-Up	1	35790-32020
652	89724A	Sprag, Intermediate, A540E / A541E, 1988-Up	1	35790-32031
654	89726	Sprag, Low/Rev, A540, Sprag (30-Element) 1988-Up	1	TBA
654	89724V	Sprag, Low/Rev, A541, Sprag (32-Element) 1994-Up	1	TBA
661	89895	Outer Race, A540/A541 Overdrive Sprag, 1988-Up	1	TBA
665	89745A	Outer Race, A540 Low/Rev Sprag (4.820" ID) 1988-Up	1	35795-32012
665	89745	Outer Race, A541 Low/Rev Sprag (5.065" ID) 1994-Up	1	TBA
DIFFERENTIALS & COMPONENTS				
681	89410B	Reluctor, A540/A541 (Splines To 1.125" OD Shaft) 1988-Up	1	TBA
694	89643D	Retainer Plate, Overdrive Sprag, A540/541, 1988-Up	1	TBA
696	89943B	Pinion Shaft Crush Sleeve, A540 (940" Long) 1988-Up	1	41231-32020
696	89943C	Pinion Shaft Crush Sleeve, A541 (1.565" Long) 1994-Up	1	41231-33010
696	89943D	Crush Sleeve, A540 (1.510" Long)	1	TBA
698	89637D	Oil Baffle, A540/A541 Differential Retainer To Axle Seal, 1988-Up	1	TBA
699	89624	Pinion Shaft Oil Slinger, A540 (3.25" OD) 1988-Up	1	TBA
699	89624A	Pinion Shaft Oil Slinger, A541 (3.00" OD) 1994-Up	1	TBA
699	89624B	Oil Slinger, A541E, 1994-Up	1	41214-33010
710	89194D	Transfer Drive Gear, A540 (36-Teeth) 1988-Up	1	TBA
710	89194DA	Transfer Drive Gear, A540 (37-Teeth) 1988-Up	1	TBA
712	89195D	Transfer Driven Gear, A540/A541 (37T) 1988-Up	1	TBA
712	89195DA	Transfer Driven Gear, A540/A541 (35T) 1988-Up	1	TBA
715	K89100	Diff Assy, A540 (58T/16T, 3-ID, Yellow 29T Speedo Gear) 1988-Up	1	TBA
715	K89100A	Diff Assy, A540 (58T/16T, 4-ID, Yellow 29T Speedo Gear) 1988-Up	1	TBA
715	K89100CA	Diff Assy, A540 (60T/14T, 2-ID, Yellow 29T Speedo Gear) 1988-Up	1	TBA
715	K89100AA	Diff Assy, A540 (58T/16T, 3-ID, Blue 30T Speedo Gear) 1988-Up	1	TBA
715	K89100AB	Diff Assy, A540 (58T/16T, 4-ID, Blue 30T Speedo Gear) 1988-Up	1	TBA
715	K89100AC	Diff Assy, A540 (58T/16T, 3-ID, Black 30T Speedo Gear) 1988-Up	1	TBA
715	K89100B	Diff Assy, A540 (59T/15T, 2-ID, Black 30T Speedo Gear) 1988-Up	1	TBA
715	K89100BA	Diff Assy, A540 (59T/15T, 4-ID, Black 30T Speedo Gear) 1988-Up	1	TBA
715	K89100C	Diff Assy, A540H AWD (60T/14T, 2-ID) 1988-Up	1	TBA
715	K89100AD	Diff Assy, A540/A541 (58T/16T, 1-ID, No Speedo Gear) 1988-Up	1	TBA
716	89182D	Diff Housing W/Out Ring Gear, A540 (Yellow 29T Speedo Gear) 1988-Up	1	TBA
716	89182DA	Diff Housing W/Out Ring Gear, A540 (Blue 30T Speedo Gear) 1988-Up	1	TBA
716	89182DB	Diff Housing W/Out Ring Gear, A540H AWD, 1988-Up	1	TBA
716	89182DC	Diff Housing W/Out Ring Gear, A540/A541 (Black 30T Speedo Gear) 1988-Up	1	TBA
716	89182D	Differential Housing, A540	1	TBA
719	89638D	Differential Sealing Ring Sleeve, A540H AWD(Aluminum)	1	TBA
720	89183D	Ring Gear, A540 (58T, 3-ID) 1988-Up	1	TBA
720	89183DA	Ring Gear, A540 (58T, 4-ID) 1988-Up	1	TBA
720	89183DB	Ring Gear, A540 (58T, 1-ID) 1988-Up	1	TBA
720	89183DC	Ring Gear, A540 (59T, 2-ID) 1988-Up	1	TBA
720	89183DE	Ring Gear, A540 (59T, 4-ID) 1988-Up	1	TBA
720	89183DD	Ring Gear, A540 (60T, 2-ID) 1988-Up	1	TBA
724	89647D	Diff Bearing Retainer, A540, Front (6-Bolt)	1	TBA
724	89647DA	Diff Bearing Retainer, A540, Front (5-Bolt)	1	TBA
725	89645D	Diff Bearing Retainer, A540, Rear (# 45010, 1-Dowel Pin) 1988-Up	1	TBA
725	89645DA	Diff Bearing Retainer, A540, Rear (# 33050, 1-Dowel Pin) 1988-Up	1	TBA
725	89645DC	Diff Bearing Retainer, A540, Rear (# 33020, 1-Dowel Pin) 1988-Up	1	TBA
725	89645DB	Diff Bearing Retainer, A540, Rear (# 33010, 2-Dowel Pin) 1988-Up	1	TBA
730	89196F	Pinion Gear & Shaft, A540 (16T, 3-ID, 1.500" Wide Gear) 1988-Up	1	TBA
730	89196FC	Pinion Gear & Shaft, A540 (15T, 2-ID, 1.500" Wide Gear) 1988-Up	1	TBA
730	89196FD	Pinion Gear & Shaft, A540 (15T, 4-ID, 1.500" Wide Gear) 1988-Up	1	TBA
730	89196FE	Pinion Gear & Shaft, A540 (15T, 4-ID, 1.350" Wide Gear) 1988-Up	1	TBA
730	89196FF	Pinion Gear & Shaft, A540 (16T, 1-ID, 1.500" Wide Gear) 1988-Up	1	TBA
730	89196FG	Pinion Gear & Shaft, A540 (14T, 2-ID, 1.500" Wide Gear) 1988-Up	1	TBA
730	89196FJ	Pinion Gear & Shaft, A540 (16T, 3-ID, 1.350" Wide Gear) 1988-Up	1	TBA
735	89646D	Pinion Shaft Bearing Retainer, A540 (Alum, 1-O-Ring Type) 1988-Up	1	TBA

A540E, A540H, A541E

ILL#	Part#		QTY	REF#
735.....	89646DA.....	Pinion Shaft Bearing Retainer, A540 (Steel, 1-O-Ring Type) 1988-Up	1.....	TBA
735.....	89646DB.....	Pinion Shaft Bearing Retainer, A541 (Steel, No-O-Ring Type) 1994-Up.....	1.....	TBA
735.....	89646DC.....	Pinion Shaft Bearing Retainer, A541 (Steel, 2-O-Ring Type) 1994-Up	1.....	TBA
735.....	89646DD.....	Pinion Shaft Bearing Retainer, A541 (Steel, No-O-Ring Or Seal Type) 1994-Up.....	1.....	TBA
736.....	89623DA.....	Pinion Shaft Support, Front, A540 (Alum, 1.020" OD) 1988-Up.....	1.....	TBA
736.....	89623D.....	Pinion Shaft Support, Front, A541 (Alum, .820" OD) 1994-Up.....	1.....	TBA
VALVE BODIES (DACCO VB#)				
740.....	TO-8601.....	Valve Body, A540E, 3 Solenoids W/ Lube Tube, 1988-Up	1.....	TBA
740.....	TO-8602.....	Valve Body, A540E, 3 Solenoids W/Out Lube Tube, 1988-Up.....	1.....	TBA
740.....	TO-8603.....	Valve Body, A540H, 4 Solenoids, 1988-Up.....	1.....	TBA
740.....	TO-8604.....	Valve Body, A541E, 4 Solenoids, 1994-Up.....	1.....	TBA
VALVE BODIES				
740.....	89892A.....	Valve Body, A540 (No Tube To Differential) 1988-91.....	1.....	TBA
740.....	89892.....	Valve Body, A540 (W/ Long Tube To Differential) 1993-93.....	1.....	TBA
740.....	89982D.....	Valve Body, A540, Sienna (W/ Short Tube To Differential, #A540Y) 1998-03	1.....	TBA
740.....	89892C.....	Valve Body, A540H, AWD, 1988-00.....	1.....	TBA
740.....	89892B.....	Valve Body, A541, 1994-Up.....	1.....	TBA
VALVE BODY COMPONENTS				
741.....	89031-01.....	Sleeve, A540 TV Boost Valve (Large Ratio) (Sonnax)	1.....	89031-01
741.....	89031-02.....	Sleeve, A540 TV Boost Valve (Small Ratio) (Sonnax).....	1.....	89031-02
741.....	89031-02K.....	Valve & Sleeve Kit, A540 TV Boost (Small Ratio) (1-Valve & 1-Sleeve) Sonnax	1.....	89031-02K
741.....	89031-01K.....	Valve & Sleeve Kit, A540 TV Boost (Large Ratio) (1-Valve & 1-Sleeve) Sonnax	1.....	89031-01K
741.....	89010-03K.....	Valves, A540, Pressure Regulator, Oversized, Includes: Press Reg Valve, Spring & Shim, Requires Tool 89010-TL, 1988-Up Except 1998-00 With "A540Y" Stamped VB.....	1.....	89010-03K
741.....	89010-04K.....	Valves, A540E, Pressure Regulator, Only For 1998-00 With "A540Y" Stamped VB	1.....	89010-04K
741.....	89031-03K.....	Valve & Sleeve Kit, A540 TV Boost (Large Ratio) (1-Valve & 1-Sleeve) Only For 1998-00 With "A540Y" Stamped VB.....	1.....	89031-03K
COVERS, CASES, HOUSINGS & PANS				
756.....	89705D.....	Top Cover, A540 (Alum, No Vent Type)	1.....	TBA
756.....	89705DA.....	Top Cover, A540 (Alum, 2WD, 1-Vent Type)	1.....	TBA
756.....	89705DB.....	Top Cover, A540H (Alum, AWD, 2-Vent Type)	1.....	TBA
756.....	89705DD.....	Top Cover, A540 Sienna (1-Vent Type, 2-Threaded Bosses)	1.....	TBA
756.....	89705DC.....	Top Cover, A541 (Alum, W/ Vent & Speed Sensor Type)	1.....	TBA
758.....	89704D.....	Differential Cover, A540 (11-Bolt Holes, No-Lube Hole Type) 1988-91	1.....	TBA
758.....	89704DA.....	Differential Cover, A540 (11-Bolt Holes, 1-Lube Hole Type) 1992-Up	1.....	TBA
758.....	89704DB.....	Differential Cover, A540H AWD (11-Bolt Holes) 1988-Up.....	1.....	TBA
758.....	89704DC.....	Differential Cover, A540/A541 (10-Bolt Holes, No-Speed Sensor Hole Type)	1.....	TBA
758.....	89704DD.....	Differential Cover, A540/A541 (10-Bolt Holes, W/ Speed Sensor Hole Type)	1.....	TBA
759.....	89941E.....	Rear/OD Cover, A540 (13-Bolt, No-Mounting Holes) 1988-Up	1.....	TBA
759.....	89941EB.....	Rear/OD Cover, A540 (13-Bolt, 4-Mounting Holes) 1988-Up	1.....	TBA
759.....	89941EC.....	Rear/OD Cover, A541 (12-Bolt, 4-Mounting Holes, No-Tin Baffle Type) 1994-Up	1.....	TBA
759.....	89941ED.....	Rear/OD Cover, A541 (12-Bolt, 4-Mounting Holes, W/ Tin Baffle Type) 1994-Up.....	1.....	TBA
759.....	K89941E.....	OD Assembly, A540 (13-Bolt, No-Mounting Holes) 1988-Up	1.....	TBA
759.....	K89941EB.....	OD Assembly, A540 (13-Bolt, 4-Mounting Holes) 1988-Up	1.....	TBA
759.....	K89941ED.....	OD Assembly, A541 (12-Bolt, 4-Mounting Holes, No-Tin Baffle Type) 1994-Up	1.....	TBA
759.....	K89941EE.....	OD Assembly, A541 (12-Bolt, 4-Mounting Holes, W/ Tin Baffle Type) 1994-Up.....	1.....	TBA
760.....	89701D.....	Case, A540 (13-Bolt Rear Cover, No Diff Lube Hole).....	1.....	TBA
760.....	89701DA.....	Case, A540 (13-Bolt Rear Cover, W/ Diff Lube Hole).....	1.....	TBA
760.....	89701DB.....	Case, A540H AWD (13-Bolt Rear Cover)	1.....	TBA
760.....	89701DC.....	Case, A540 Sienna (13-Bolt Rear Cover, No Rear Top Mounting) 1998-00.....	1.....	TBA
760.....	89701C.....	Case, A541 (12-Bolt Rear Cover) 1994-Up	1.....	TBA
765.....	89802D.....	Bottom Pan, A540E, 1988-Up	1.....	TBA
765.....	89802E.....	Bottom Pan, A541E, 1994-Up	1.....	TBA
774.....	89958BA.....	Driven Speedo Housing & Gear, A540 (24T, Cable Type).....	1.....	TBA
775.....	89081D.....	Bolt, A540 Converter (8 x 1.25mm)	AR.....	TBA
775.....	89081DA.....	Bolt, A540 Converter (9 x 1.25mm)	AR.....	TBA
795.....	89082D.....	Nut, A540/A541, Overdrive Planet To Transfer Drive Gear	1.....	TBA
796.....	89083D.....	Nut, A540/A541, Pinion Shaft To Transfer Driven Gear.....	1.....	TBA
838.....	89625D.....	Axle Flange, A540 Short Shaft (6 Bolt).....	1.....	TBA
850.....	89141D.....	Cushion Steel, A540 Overdrive Brake.....	1.....	TBA
SNAP RINGS				
861.....	89601A.....	Snap Ring, A540/541, OD Cover To OD Brake Backing Plate, 1988-Up	1.....	TBA

A540E, A540H, A541E

ILL#	Part#		QTY	REF#
862	89602	Snap Ring, A540/541, OD Brake Piston Retainer, 1988-Up	1	TBA
864	89604	Snap Ring, A540/541, OD Direct Drum To Backing Plate, 1988-Up	1	TBA
865	89605A	Snap Ring, A540/541, OD Direct Piston Retainer, 1988-Up	1	TBA
867	89606A	Snap Ring, A540/541, OD Planet To OD Sprag, 1988-Up	1	TBA
873	89607	Snap Ring, A540, Case To Low Sprag, 1988-Up	1	TBA
873	89607A	Snap Ring, A541, Case To Low Sprag, 1994-Up	1	TBA
876	89609	Snap Ring, A540, Forward Drum To Backing Plate, 1988-Up	1	TBA
877	89610A	Snap Ring, A540/541, Forward Piston Retainer, 1988-Up	1	TBA
878	89611	Snap Ring, A540/541, Direct Drum To Backing Plate, 1988-Up	1	TBA
879	89612B	Snap Ring, A540/541, Direct Piston Retainer, 1988-Up	1	TBA
882	89613	Snap Ring, A540, Forward Ring Gear To Hub, 1988-Up	1	TBA
883	89614	Snap Ring, A540, Case To 2nd Brake Piston Housing, 1988-Up	1	TBA
884	89615A	Snap Ring, A540/541, Sun Gear To Shell, 1988-Up	1	TBA
888	89616A	Snap Ring, A540, Low Sprag To Race (Front & Rear) 1988-Up	2	TBA
888	89616B	Snap Ring, A541, Low Sprag To Race (Front & Rear) 1994-Up	2	TBA
889	89617	Snap Ring, A540, Rear Ring Gear To Hub, 1988-Up	1	TBA
893	89619A	Snap Ring, A540/541, Low/Rev Piston Retainer, 1988-Up	1	TBA
894	89620B	Snap Ring, A540/541, Transfer Drive Gear To Ball Bearing, 1988-Up	1	TBA
895	89651	Snap Ring, A540, Pinion Shaft Bearing Retainer To Case, 1988-Up	1	TBA
895	89651A	Snap Ring, A541, Pinion Shaft Bearing Retainer To Case, 1994-Up	1	TBA
896	89652B	Snap Ring, A540, Interm Servo Cover To Case, 1988-Up	1	TBA
896	89652C	Snap Ring, A541, Interm Servo Cover To Case, 1994-Up	1	TBA

SERVOS, ACCUMULATORS, PISTONS & MISCELLANEOUS

905	K89995D	Interm Servo Assembly, A540 (2.235" OD Of Piston) 1988-Up	1	TBA
905	K89995DA	Interm Servo Assembly, A541 (1.905" OD Of Piston) 1994-Up	1	TBA
906	89627D	Spring, Interm Servo Return, A540, 1988-Up	1	TBA
906	89627DA	Spring, Interm Servo Return, A541, 1994-Up	1	TBA
907	89995D	Piston, A540 Servo (2.235" OD)	1	TBA
907	89995DA	Piston, A540 Servo (1.905" OD)	1	TBA
909	89628D	Cover, A540 Intermediate Servo (2.295" OD) 1988-93	1	TBA
909	89628DA	Cover, A540 Intermediate Servo (1.965" OD) 1994-Up	1	TBA
925	K89996D	Accumulator Assembly Set, A540, 1988-Up	1	TBA
925	K89996DA	Accumulator Assembly Set, A541, 1994-Up	1	TBA
935	K89889A	OD Accumulator Assembly, A540/A541, 1988-Up	1	TBA
956	89629D	Housing, 2nd Brake Piston A540, 1988-Up	1	TBA
956	89629DA	Housing, 2nd Brake Piston A541, 1994-Up	1	TBA
960	89981D	Piston, Overdrive Brake Clutch, A540, 1988-Up	1	TBA
960	89981DA	Piston, Overdrive Brake, A541, 1994-Up	1	TBA
961	89993D	Piston, Overdrive Direct Clutch, A540, 1988-Up	1	TBA
961	89993DA	Piston, Overdrive Direct Clutch, A541, 1994-Up	1	TBA
962	89982D	Piston, 2nd Brake, A540, 1988-Up	1	TBA
962	89982DA	Piston, 2nd Brake, A541, 1994-Up	1	TBA
964	89983D	Piston, Forward Clutch, A540, 1988-Up	1	TBA
964	89983DA	Piston, Forward Clutch, A541, 1994-Up	1	TBA
965	89984D	Piston, A540 Direct Clutch, 1988-Up	1	TBA
965	89984A	Piston, Direct Clutch, A540H (RAV4) 1996-00	1	TBA
965	89984DA	Piston, A541 Direct Clutch, 1994-Up	1	TBA
966	89985D	Piston, Low/Rev Clutch, A540/A541, 1988-Up	1	TBA
970	89971D	OD-Brake Spring & Retainer, A540, 1988-Up	1	TBA
970	89971DA	OD-Brake Spring & Retainer, A541, 1994-Up	1	TBA
971	89973D	OD-Direct Spring & Retainer, A540, 1988-Up	1	TBA
971	89973DA	OD-Direct Spring & Retainer, A541, 1994-Up	1	TBA
972	89972D	2nd-Brake Spring & Retainer, A540, 1988-Up	1	TBA
972	89972DA	2nd-Brake Spring & Retainer, A541, 1994-Up	1	TBA
974	89974D	Forward Spring & Retainer, A540, 1988-Up	1	TBA
974	89974DA	Forward Spring & Retainer, A541, 1994-Up	1	TBA
975	89975D	Direct Spring & Retainer, A540, 1988-Up	1	TBA
975	89975DA	Direct Spring & Retainer, A541, 1994-Up	1	TBA
976	89976D	Low/Rev Spring & Retainer, A540/A541, 1988-Up	1	TBA
991	K89631D	Internal Linkage Assembly, A540	1	TBA
991	K89631DA	Internal Linkage Assembly, A541	1	TBA
992	89633D	External Manual Lever, A540	1	TBA
992	89633DA	External Manual Lever, A541	1	TBA
994	89648B	Park Rod, A540/A541	1	TBA
995	89634D	Park Pawl Assembly, A540 (3 Pieces)	1	TBA
995	K89634DA	Park Pawl Assembly, A541 (4 Pieces)	1	TBA
996	89635D	Fitting, A540 Cooler Line	2	TBA

A540E, A540H, A541E

ILL#	Part#		QTY	REF#
999.....	K89636D	Tube Assembly, VB To Case, A540	1.....	TBA
999.....	K89636DA.....	Tube Assembly, VB To Case, A541	1.....	TBA

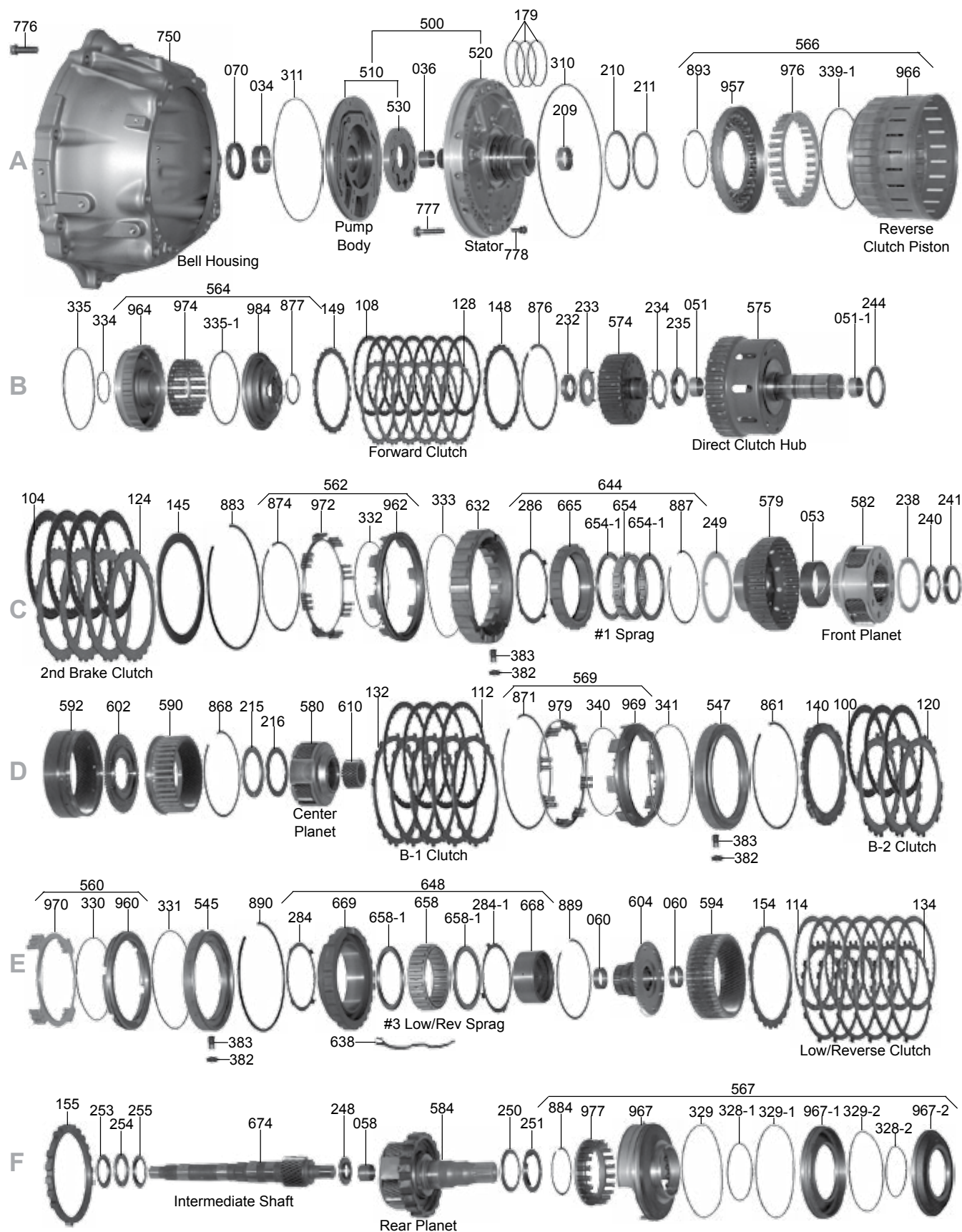
TOYOTA & LEXUS

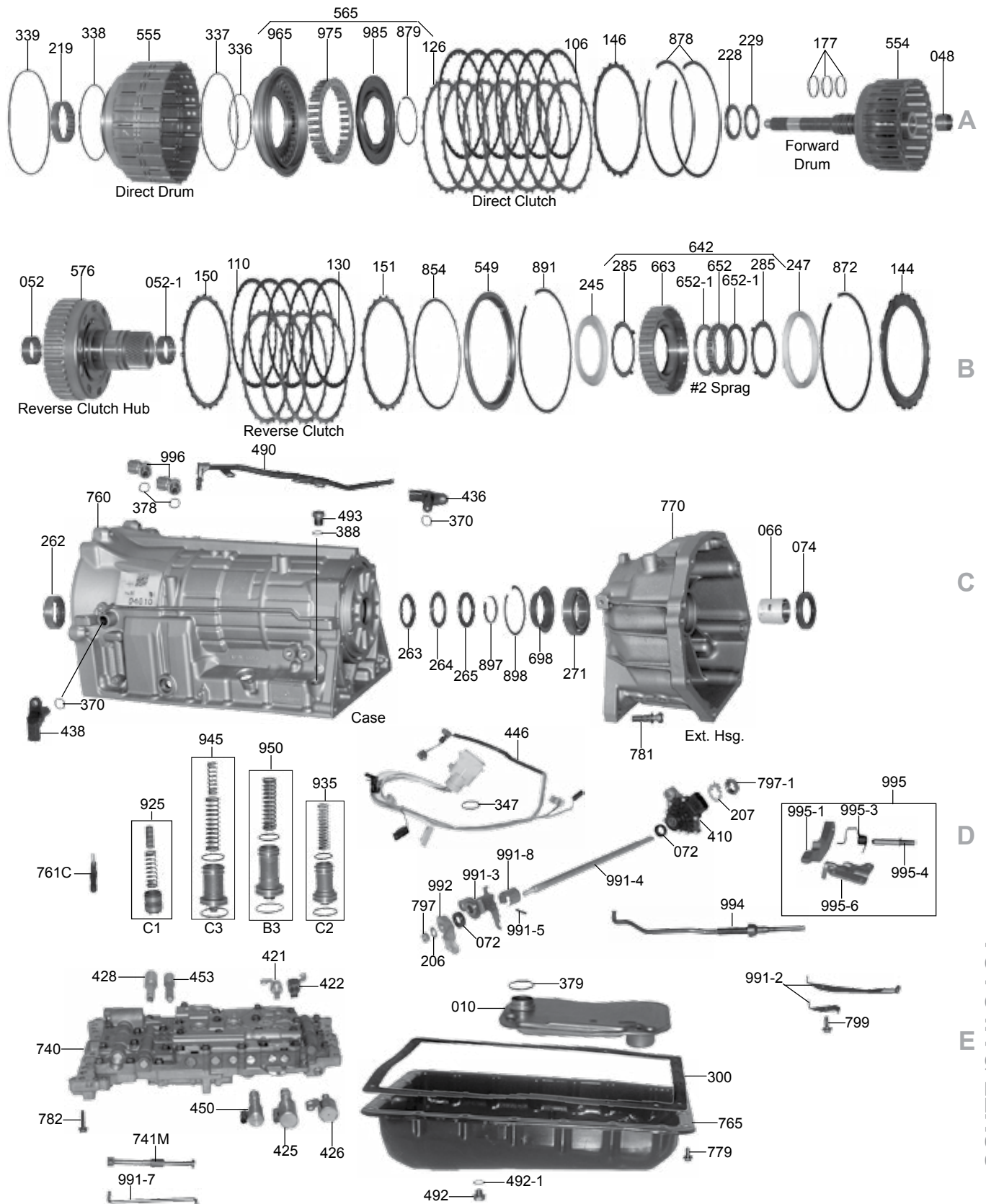
A650E

ILL#	Part#		QTY	REF#
OVERHAUL KITS				
NI.....	K97900B	Overhaul Kit, A650E GS300 8/97-02, GS400 8/97-2/01, GS430 3/01-02, SC300 9/97-02, 1	N/A	
		SC400 9/97-12/01, SC430 1/02-6/02, IS300 5/00-7/02, LS400 9/97-7/00, LS430 8/00-02		
MASTER L/STEEL KITS				
NI.....	DK9700BS	Master L/Steel Kit, A650E GS300 8/97-02, GS400 8/97-2/01, GS430 3/01-02, SC300 9/97-02, 1	N/A	
		SC400 9/97-12/01, SC430 1/02-6/02, IS300 5/00-7/02, LS400 9/97-7/00, LS430 8/00-02		
MASTER W/STEELS KITS				
NI.....	DK9700B	Master W/Steel Kit, A650E GS300 8/97-02, GS400 8/97-2/01, GS430 3/01-02, SC300 9/97-02, 1	N/A	
		SC400 9/97-12/01, SC430 1/02-6/02, IS300 5/00-7/02, LS400 9/97-7/00, LS430 8/00-02		
FILTERS				
NI.....	97711M	Filter, A650, 1998-Up	1	35330-30070
METAL CLAD SEALS				
NI.....	67550	Seal, Front Pump, A650E, 1998-Up	1	TBA
NI.....	97158	Seal, Extension Housing, A650E, 1998-Up	1	TBA
FRICTIONS				
NI.....	97102A	Friction, Forward, A650E, .075", 40T, 4.973" OD, High-En, 1998-Up	5-6	TBA
NI.....	97103B	Friction, Direct, A650E, .067", 40T, 5.178" OD, High-En, 1998-Up	5	TBA
NI.....	97104B	Friction, Low / Rev, A650E, .067", 44T, 5.420" OD, Tan, 1998-Up	6	TBA
NI.....	97100J	Friction, 2nd Brake, A650E, .071", 36T, 5.940" OD, High-En, 1998-Up	5	TBA
NI.....	97109J	Friction, 3rd Brake, A650E, .087", 35T, 5.575" OD, High-En, 1998-Up	5	TBA
NI.....	97108	Friction, Overdrive Direct, A650E, .083", 32T, 4.970" OD, Tan, 1998-Up	2	TBA
NI.....	97101	Friction, Overdrive Brake, A650E, .081", 24T, 6.529" OD, Tan, 1998-Up	4	TBA
NI.....	K97BF	Friction Module, A650E, 1998-Up	1	TBA
STEELS				
NI.....	89102	Steel, Forward, A650E, .071", 8T, 4.138" ID, 1998-Up	5-6	TBA
NI.....	89102B	Steel, Forward, A650E, .055", 8T, 4.138" ID, 1998-Up	1	TBA
NI.....	97111A	Steel, Forward, A650E (SC400/430) .091", 8T, 4.135" ID, 1998-Up	5	TBA
NI.....	97133J	Steel, Direct, A650E, .071", 24T, 4.155" ID, 1998-Up	5	TBA
NI.....	97114J	Steel, Low / Rev, A650E, .071", 18T, 4.872" ID, 1998-Up	5	TBA
NI.....	97113J	Steel, 2nd Brake, A650E, .106", 8T, 5.175" ID, 1998-Up	4	TBA
NI.....	97113K	Steel, 2nd Brake, A650E, .078", 8T, 5.175" ID, 1998-Up	1	TBA
NI.....	97118J	Steel, 3rd Brake, A650E, .114", 23T, 4.861" ID, 1998-Up	5	TBA
NI.....	97110	Steel, Overdrive Direct, A650E, .078", 24T, 4.127" ID, 1998-Up	2	TBA
NI.....	97110B	Steel, Overdrive Direct, A650E, .098", 24T, 4.127" ID, 1998-Up	1	TBA
NI.....	97100	Steel, Overdrive Brake, A650E, .078", 6T, 5.634" ID, 1998-Up	3	TBA
NI.....	K97BF	Steel Module, A650E, 1998-Up	1	TBA
VALVE BODY KITS				
NI.....	K97908J	Valve Body Kit, A650E, 1998-Up	1	SKA650
GASKETS & RUBBER COMPONENTS				
NI.....	97500	Pan Gasket, A650E, 1998-Up	1	TBA
HARD PARTS				
NI.....	97911J	Pump, A650E, 1998-Up	1	TBA
NI.....	98755J	Valve Body, A650E, 1998-Up	1	TBA

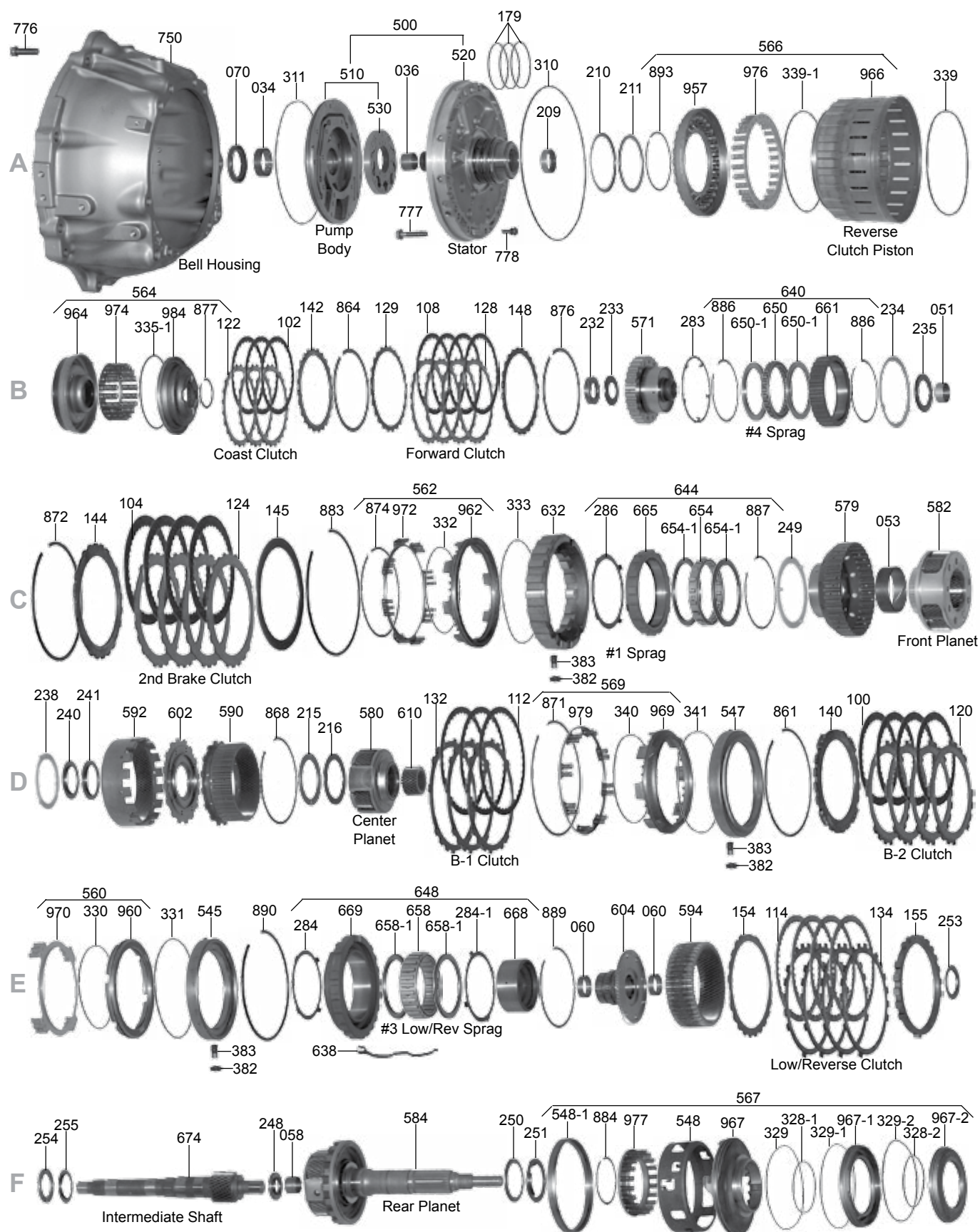
A650E

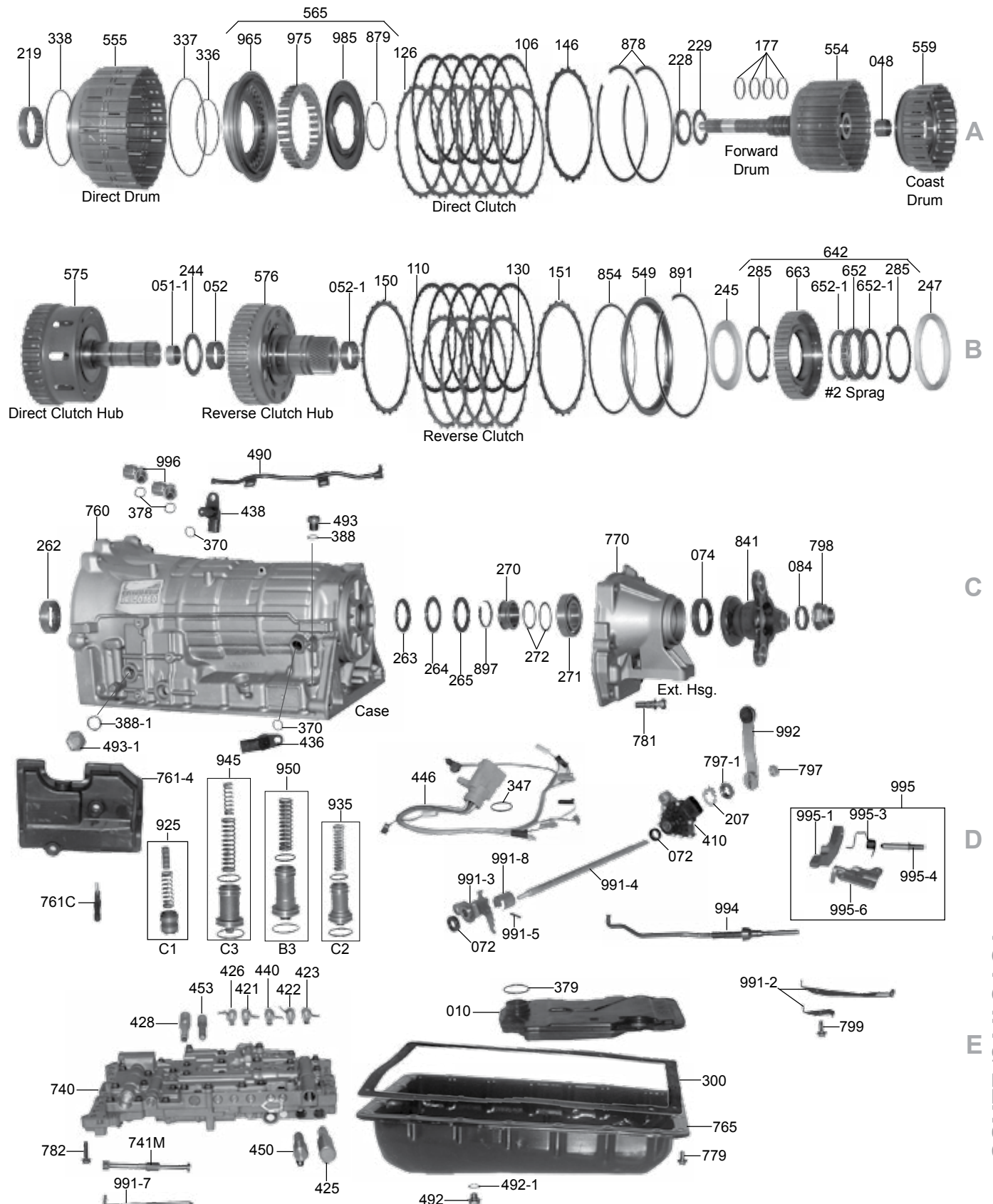
A750E, A750F





A761E, A760H





C

D

E

A750E/F, A761E, A760H

ILL#	Part#		QTY	REF#
OVERHAUL KITS & PISTON KITS				
NI.....	K127900.....	Overhaul Kit, A750, W/Piston, 2003-Up	1	N/A
NI.....	K127900A.....	Overhaul Kit, A761, A760H, A760H W/Pistons, 2004-Up	1	N/A
NI.....	K127900AX.....	Overhaul Kit, A761, A760H, W/Out Pistons, 2004-Up	1	N/A
NI.....	K127900A-99.....	Piston Kit, A761, A760H (3-Pistons) 2004-Up	1	N/A
MASTER L/STEEL KITS				
NI.....	DK12700S.....	Master L/Steels Kit, A750, W/Piston, 2003-Up	1	N/A
NI.....	DK12700AS.....	Master L/Steels Kit, A761, A760H, W/ Pistons, 2004-Up	1	N/A
NI.....	DK12700AXS.....	Master L/Steels Kit, A761, A760H, W/ Out Pistons, 2004-Up.....	1	N/A
MASTER W/STEELS KITS				
NI.....	DK12700.....	Master W/Steels Kit, A750, W/Piston 2003-Up.....	1	N/A
NI.....	DK12700A.....	Master W/Steels Kit, A761, A760H, W/Pistons, 2004-Up	1	N/A
NI.....	DK12700AX.....	Master W/Steels Kit, A761, A760H, W/Out Pistons, 2004-Up	1	N/A
FILTERS				
010.....	127710.....	Filter, A750 2003-Up.....	1	35330-60050
010.....	127711.....	Filter, A761, 2004-Up.....	1	35330-50020
010.....	127711A.....	Filter, A760H, 2006-Up	1	35330-30080
BUSHINGS				
NI.....	K127901.....	Bushing Kit, A750/A761 Pump Body, 2003-Up.....	1	TBA
034.....	127005.....	Bushing, A750/A761 Pump Body, 2003-Up.....	1	TBA
036.....	67002A.....	Bushing, A750/A761 Stator (Front)(.848" ID)(.680" Wide)(Babbitt) 2003-Up	1	TBA
048.....	127003.....	Bushing, A750/A761 Forward Drum (Rear)(.315" Wide, .920" OD, .785" ID) 2003-Up.....	1	TBA
051-1	127004.....	Bushing, A750/A761 Direct Clutch Hub (Rear)(1.145" OD, 1.025" ID)(W/Dimples) 2003-Up	1	TBA
051.....	127005.....	Bushing, A750/A761 Direct Clutch Hub (Front)(1.145" OD, 1.025" ID)(4 Slots) 2003-Up.....	1	TBA
052-1	127006.....	Bushing, A750/A761 Reverse Clutch Hub (Rear)(1.527" OD, 1.395" ID) 2003-Up.....	1	TBA
052.....	127007.....	Bushing, A750/A761 Reverse Clutch Hub (Front)(1.555" OD, 1.395" ID)(4 Slots) 2003-Up	1	TBA
053.....	127008.....	Bushing, A750/A761 Front Planet (Front)(.990" Thick, 2.255" ID) 2003-Up.....	1	TBA
058.....	127009.....	Bushing, A750/A761 Rear Planet (Front) To Intermediate Shaft (.595" Wide, .800" ID) 2003-Up.....	1	TBA
060.....	127010.....	Bushing, A750/A761 Rear Planet Hub (Front & Rear)(1.382" OD, 1.265" ID) 2003-Up.....	2	TBA
066.....	127020.....	Bushing, A750 (2wd) Extension Housing (1.130" Long, 1.745" OD, 1.575" ID) 2003-Up.....	1	TBA
METAL CLAD SEALS				
070.....	67550.....	Seal, A750/A761 Pump 2003-Up.....	1	46226
070.....	127151.....	Seal, A750/A761 Pump, Vamac-OE Recommended, 2003-Up.....	1	75068
072.....	78197.....	Seal, A750/A761 Manual Shaft, 2003-Up.....	1	48204
074.....	97161.....	Seal, A750 Extension Housing, 2003-Up	1	88311
074.....	97158.....	Seal, A761, Extension Housing, 2003-Up	1	88024
074.....	94152.....	Seal, A750/A761 Adapter Housing, 2003-Up	1	78480
074.....	127160.....	Seal, A750 Tundra, Adapter Housing, 2003-06	1	86430
074.....	69210.....	Seal, A750 Tundra, Adapter Housing, 2007-Up.....	1	69045
084.....	127158.....	Seal, A761 2WD Yoke To Output Shaft (28X36X7mm) 2004-Up	1	89903
FRICTIONS				
100.....	127105.....	Friction, A750/A761, B-2, Brake #2 Clutch, .063", 40T 5.440" OD, 2003-Up	3	TBA
102.....	127109.....	Friction, A761 Coast Clutch C-4, .057", 30T, 4.500" OD, 2003-Up.....	3	TBA
104.....	127106.....	Friction, A750/A761 2nd Brake B-3, Brake #3 Clutch, .072", 40T, 6.435" OD, Wide Tooth, 2003-Up	4	TBA
104.....	127106A.....	Friction, A750/A761 2nd Brake B-3, Brake #3 Clutch, .072", 40T, 6.435" OD, Narrow Tooth, 2003-Up	4	TBA
106.....	127101.....	Friction, A750/A761 Direct Clutch C-2, .056", 36T, 6.367" OD, 2003-Up	5-6	TBA
108.....	127103.....	Friction, A750 Forward Clutch C-1, .072", 30T, 4.708" OD, 2003-Up	6-7	TBA
108.....	127103A.....	Friction, A761 Forward Clutch C-1, .056", 30T, 4.708" OD, 2003-Up.....	4	TBA
110.....	127102.....	Friction, A750/A761 Reverse C-3, Rear Clutch, .060", 40T, 6.367" OD, 2003-Up.....	5	TBA
112.....	127104.....	Friction, A750/A761, B-1, Brake #1 Clutch, .070", 40T 6.230" OD, 2003-Up	3-4	TBA
114.....	127107.....	Friction, A750/A761 Low/Rev, Brake #4 Clutch B-4, .060", 48T, 5.530" OD, 2003-Up.....	8	TBA
119.....	K127F.....	Friction Module, A750 2003-Up.....	1	TBA
119.....	K127AF.....	Friction Module, A761 2004-Up	1	TBA
STEELS				
120.....	127115.....	Steel, A750/A761, B-2, Brake #2 Clutch, .079", 13T 4.540" ID, 2003-Up.....	3-4	TBA
122.....	127119.....	Steel, A761 Coast Clutch C-4, .079", 24T, 3.965" ID, 2003-Up	3	TBA
124.....	127116.....	Steel, A750/A761 2nd Brake, Brake #3 Clutch, .078", 16T, 5.200" ID, 2003-Up	4	TBA
126.....	127111.....	Steel, A750/A761 Direct Clutch, .071", 24T, 5.870" ID, 2003-Up.....	5-7	TBA
128.....	127113.....	Steel, A750 Forward Clutch, .071", 24T, 4.175" ID, 2003-Up	5-6	TBA
128.....	127113A.....	Steel, A761 Forward Clutch, .095", 24T, 4.175" ID, 2004-Up	4	TBA
129.....	127152A.....	Cushion, A761, Forward (C1) 2004-Up.....	1	TBA

A750E/F, A761E, A760H

ILL#	Part#		QTY	REF#
130.....	127112	Steel, A750/A761 Reverse, Rear Clutch, .094", 24T, 5.875" ID, 2003-Up.....	4.....	TBA
132.....	127114	Steel, A750/A761 B-1, Brake #1 Clutch, .095", 13T, 5.527" ID, 2003-Up.....	3-4.....	TBA
134.....	127117	Steel, A750/A761 Low/Rev, Brake #4 Clutch, .070", 16T, 4.925" ID, 2003-Up.....	7.....	TBA
139.....	K127S	Steel Module, A750 2003-Up.....	1.....	TBA
139.....	K127AS	Steel Module, A761 2004-Up.....	1.....	TBA
PRESSURE PLATES				
140.....	127131	Pressure Plate, A750/A761 B-2 Clutch, .180", 17T, 4.540" ID, W/12 Spring Seats) 2003-Up.....	1.....	TBA
142.....	127132A	Pressure Plate, A761 Coast Clutch, .133", 24T, 3.960" ID, 004-Up.....	1.....	TBA
144.....	127133	Pressure Plate, A750/A761 2nd Brake Clutch, .157", 16T, 5.195" ID, 2003-Up.....	1.....	TBA
145.....	127151	Apply Plate, A750/A761 2nd Brake Clutch, .120", No Teeth, 6.50" OD, 5.275" ID, 2003-Up.....	1.....	TBA
146.....	127134	Pressure Plate, A750 Direct Clutch, .125", 24T, 5.875" ID, 2003-Up.....	1.....	TBA
146.....	127134A	Pressure Plate, A761 Direct Clutch, .117", 24T, 5.875" ID, 2004-Up.....	1.....	TBA
148.....	127135	Pressure Plate, A750 Forward Clutch, .125", 24T, 4.175" ID, 2003-Up.....	1.....	TBA
148.....	127135A	Pressure Plate, A761 Forward Clutch, .138", 24T, 4.175" ID, V Notched, 2004-Up.....	1.....	TBA
149.....	127152	Apply Plate, A750 Forward Clutch, .118", 24T, 4.180" ID, 2003-Up.....	1.....	TBA
150.....	127136	Press Plate, A750/A761 Reverse Clutch, .117", 24T, 5.875" ID, # 2, 2-V-Teeth, 2003-Up.....	1.....	TBA
151.....	127153	Press Plate, A750/A761 Reverse Clutch, .129", 24T, 5.875" ID, # 2, 2-V-Teeth, 2003-Up.....	1.....	TBA
154.....	127137	Press Plate, A750/A761 Low/Rev Clutch, .086", 16T, 4.920" ID, # 4, Stepped, 2003-Up.....	1.....	TBA
154.....	127138	Press Plate, A750/A761 Low/Rev Clutch, .094", 16T, 4.920" ID, # 6, Stepped, 2003-Up.....	1.....	TBA
155.....	127154	Apply Plate, A750 Low/Reverse Clutch, .355", 16T, 4.920" ID, 2003-Up.....	1.....	TBA
155.....	127154A	Apply Plate, A761 Low/Reverse Clutch, .490", 16T, 4.975" ID, 2004-Up.....	1.....	TBA
VALVE BODY KITS				
NI	K127908	Valve Body Kit, A750E/F, A761E, A960E (Includes Required Tools) Transgo.....	1.....	SKA750-WT
NI	K127908A	Valve Body Kit, A750E/F, A761E, A960E, Refill Kit (Does Not Include Required Tools) Transgo.....	1.....	SKA750-NT
NI	K127908R	Valve Body Kit, A750, Quick, Clean Shifts, More Conv Holding Power, 2003-08 (RatioTek).....	1.....	RT-A750E
NI	K127908HDR	Valve Body Kit, A750, Hi-Perf, Quick, Clean Shifts, More Conv Holding Power, 2003-08 (RatioTek).....	1.....	RT-A750E-HD
NI	K127908AR	Valve Body Kit, A761, Quick, Clean Shifts, More Conv Holding Power, 2004-08 (RatioTek).....	1.....	RT-A761E
NI	K127908AHDR	Valve Body Kit, A761, Hi-Perf, Quick, Clean Shifts, More Conv Holding Power, 2004-08 (RatioTek).....	1.....	RT-A761E-HD
SEALING RINGS				
NI	K127903	Ring Kit, A750/A761, 2003-Up.....	1.....	TBA
177.....	127301	Ring, A750/A761 Input Shaft, Teflon, 2003-Up.....	3-4.....	TBA
179.....	127302	Ring, A750/A761 Pump Stator, Peek, 2003-Up.....	3.....	TBA
WASHERS & BEARINGS				
209.....	127415	Caged Needle Bearing, A750/A761 Stator (Rear)(1.540" OD)(Cast #NSK 08503406) 2003-Up.....	1.....	TBA
210.....	127436	Race, A750/A761 Stator To Direct Drum (3.445" OD, 2.930" ID) 2003-Up.....	1.....	TBA
211.....	127416	Bearing W/Race, A750/A761 Stator To Direct Drum (.110" Thick, 3.360" OD, 2.835" ID) 2003-Up.....	1.....	TBA
215.....	127417	Bearing W/Race, A750/A761 Ring Gear Hub To Center Planet (.110" Thick, 3.000" OD, 2.195" ID).....	1.....	TBA
216.....	127435	Race, A750/A761 Ring Gear Hub To Center Planet (.078" Thick, 2.908" OD, 2.120" ID) 2003-Up.....	1.....	TBA
219.....	127418	Caged Needle Bearing, A750/A761 Direct Drum (Front) Cast # KOYO BSM556014BJ-1, 2003-Up.....	1.....	TBA
228.....	127437	Race, A750/A761 Stator To Forward Drum (2.055" OD, 1.460" ID)(Cupped) 2003-Up.....	1.....	TBA
229.....	127419	Bearing W/Race, A750/A761 Stator To Forward Drum (.130" Thick, 2.035" OD, 1.370" ID) 2003-Up.....	1.....	TBA
232.....	127420	Bearing W/Race, A750 Fwd Drum To Fwd Hub (.320" Thick, 1.605" OD, .850" ID, 4-Notches).....	1.....	TBA
232.....	127420A	Bearing W/Race, A761 Forward Drum To Inner Sprag Race (.320" Thick, 1.605" OD, .842" ID).....	1.....	TBA
233.....	127438	Race, A750 Forward Drum To Forward Hub (4 Tab)(2.215" OD) 2003-Up.....	1.....	TBA
233.....	127438A	Race, A761 Forward Drum To Inner Sprag Race (Cupped)(1.755" OD, .895" ID) 2004-Up.....	1.....	TBA
234.....	127439	Race, A750 Forward Clutch Hub To Direct Clutch Hub (2.220" OD, 1.520" ID)(4 Tabs) 2003-Up.....	1.....	TBA
234.....	127401	Washer, A761 Outer Sprag Race To Direct Cl Hub (Plastic, .110" Thick, 4.075" OD, 3.540" ID, 3-Tab).....	1.....	TBA
235.....	127421	Bearing W/Race, A750 Fwd Clutch Hub To Direct Clutch Hub (.110" Thick, 2.220" OD, 1.310" ID).....	1.....	TBA
235.....	127421A	Bearing W/Races, A761 Inner Sprag Race To Direct Clutch Hub (.140" Thick, 2.220" OD, 1.405" ID).....	1.....	TBA
238.....	127402	Washer, A750/A761 Front Planet To Ring Gear Hub (.062" Thk, 3.200" OD, 2.520" ID)(Plastic, 3 Tab).....	1.....	TBA
240.....	127440	Race, A750/A761 Reverse Clutch Hub W/Sun Gear To Front Planet Ring Gear Hub, 2003-Up.....	1.....	TBA
241.....	127422	Bearing W/Race, A750/A761 Reverse Clutch Hub W/Sun Gear To Front Planet Ring Gear Hub.....	1.....	TBA
244.....	127423	Bearing W/Races, A750/A761 Direct Cl Hub To Rev Cl Hub (.140" Thick, 2.400" OD, 1.68" ID).....	1.....	TBA
245.....	127403	Washer, A750/A761 Rev Cl Hub To # 2 Sprag (.250" Thk, 4.015" OD, 2.895" ID, Plastic 4-Tab).....	1.....	TBA
247.....	127404	Washer, A750/A761 # 2 Sprag To # 3 Sprag (.302" Thk, 4.420" OD, 3.780" ID, Plastic 4-Round Tab).....	1.....	TBA
248.....	127424	Bearing W/Races, A750/A761 Intern Shaft To Rear Planet (.180" Thick, 1.555" OD, .850" ID).....	1.....	TBA
249.....	127405	Washer, A750/A761 # 3 Sprag To B1 Clutch Hub (.058" Thick, 4.220" OD)(Plastic, 3 Tab) 2003-Up.....	1.....	TBA
250.....	127441	Race, A750/A761 Rear Planet To Case (Front)(.033" Thick, 2.465" OD, 1.915" ID) 2003-Up.....	1.....	TBA
251.....	127425	Bearing W/Race, A750/A761 Rear Planet To Case (.130" Thick, 2.510" OD, 1.840" ID) 2003-Up.....	1.....	TBA
253.....	127442	Race, A750/A761 Rear Planet Ring Gear Hub To Intern Shaft (Front)(.032" Thk, 1.920" OD, 1.32" ID).....	1.....	TBA
254.....	127426	Bearing, A750/A761 Rear Planet Ring Gear Hub To Intern Shaft (.175" Thick, 1.930" OD, 1.27" ID).....	1.....	TBA
255.....	127443	Race, A750/A761 Rear Planet Ring Gear Hub To Intern Shaft (Rear)(.118" Thk, 1.925" OD, 1.27" ID).....	1.....	TBA
262.....	127427	Caged Needle Bearing, A750 Rear Planet Shaft To Case (1.640" ID)(Cast # DB-76489) 2003-Up.....	1.....	TBA
262.....	127427A	Caged Needle Bearing, A761 Rear Planet Shaft To Case (1.640" ID)(Cast # NSK DB501045W).....	1.....	TBA

TOYOTA & LEXUS

A750E/F, A761E, A760H

ILL#	Part#		QTY	REF#
263.....	127444	Race, A750/A761 (2wd) Case To Extension Housing (Front)(.079" Thick, 1.950" OD, 1.455" ID).....	1	TBA
264.....	127428	Bearing, A750/A761 (2wd) Case To Extension Housing (.137" Thick, 1.060" OD, 1.425" ID).....	1	TBA
265.....	127445	Race, A750 (2wd) Case To Extension Housing (Rear)(.152" Thick, 1.995" OD, 1.430" ID) 2003-Up	1	TBA
265.....	127445A	Race, A761 (2wd) Case To Extension Housing (Rear)(.155" Thick, 1.995" OD, 1.430" ID) 2004-Up	1	TBA
270.....	127446	Spacer, A761 (2wd) Output Shaft Snap Ring To Ball Brg # 271 (.600" Thick, 1.713" OD, 1.35" ID)	1	TBA
271.....	127429	Ball Brg, A750 (4X4) Extension Housing (.585" Thick, 2.675" OD, 1.575" ID)(Cast # NSK 6008)	1	TBA
271.....	127429A	Ball Brg, A761 (2wd) Output Shaft To Ext Hsg (.55" Thk, 2.44" OD, 1.35" ID, Cast #NSK B34Z-5E1)	1	TBA
272.....	127447	Shim, A761 (2wd) Output Shaft Spacer # 270 To Ball Brg # 271 (.031" Thk, 1.66" OD, 1.35" ID).....	2	TBA
283.....	127406	Washer, A761 Inner Sprag Race To Outer Sprag Race (.060" Thick, 3.180" OD, 3.530" ID)(5 Tabs).....	1	TBA
284-1	127407	Washer/Retainer, A750/A761 Low/Rev Sprag (Rear)(.025" Thick, 3.910" OD, 3.465" ID)(4-Tab).....	1	TBA
284.....	127407A	Washer/Retainer, A750/A761 Low/Rev Sprag (Front)(.025" Thick, 4.005" OD, 3.465" ID)(4-Tab).....	1	TBA
285.....	127408	Washer/Retainer, A750/A761 # 2 Sprag (.024" Thick, 3.327" OD, 2.583" ID)(4 Legs) 2003-Up	2	TBA
286.....	127409	Washer/Retainer, A750/A761 # 3 Sprag (Front)(.024" Thick, 3.670" ID)(4 Tabs) 2003-Up	1	TBA
GASKETS & RUBBER COMPONENTS				
300.....	127500	Gasket, A750/A761 Pan (Fiber) 2003-Up.....	1	TBA
310.....	127212	O-Ring, A750/A761 Stator To Case, 2003-Up	1	TBA
311.....	127211	O-Ring, A750/A761 Pump Body, 2003-Up	1	TBA
382.....	127214	Seal Collar, A750/A761 Valve Body To Case (Rubber)(.145" Thick, .600" OD, .375" ID) 2003-Up	3	TBA
383.....	127215	Seal Tube, A750/A761 Center Support To Valve Body (Bonded Tubes)(.575" Long, .310" OD).....	3	TBA
ELECTRICAL COMPONENTS				
410.....	127991	Neutral Safety Switch, A750 (7 Pin/2 Blade Connector) 2003-Up.....	1	TBA
410.....	127991A	Neutral Safety Switch, A761 (9 Blade Connector) 2004-Up	1	TBA
421.....	127926	Solenoid, A750 S1 (1 Pin Green Conn At 12:00, Square Hole In Metal End, 2-Bolt Bracket).....	1	TBA
421.....	127926A	Solenoid, A761 S1 (1 Pin Black Conn At 12:00, Square Hole In Metal End, 1-Bolt Bracket).....	1-2	TBA
422.....	127927	Solenoid, A750 S2 (1 Blade Black Conn, Large Hole In Metal End, 1-Bolt Bracket).....	1	TBA
422.....	127927A	Solenoid, A761 S2 (2 Pin Green Conn At 2:00, Square Hole In Metal End) 2004-Up	1	TBA
423.....	127926A	Solenoid, A761 S3, (1 Pin Black Conn At 12:00, Square Hole In Metal End, 1-Bolt Bracket).....	1-2	TBA
425.....	127937	Linear Solenoid, A750/A761 SLU (2 Blade Grey Conn, 3 5/16" Long) 2003-Up	1	TBA
426.....	127925	Solenoid, A750 SR (1 Blade Black Conn, Small Hole In Metal End, 2-Bolt Bracket)	1	TBA
426.....	127925A	Solenoid, A761 SR (1 Pin Green Conn At 12:00, Square Hole In Metal End).....	1	TBA
428.....	127928	Linear Solenoid, A750/A761 SLT (2 Blade Grey Connector)(3 7/8" Long) 2003-Up	1	TBA
436.....	127954	Sensor, A750/A761 Output, 2 Blade Connector, 1 Bolt, 2003-Up	1-2	TBA
438.....	127954	Sensor, A750/A761 Input, 2 Blade Connector, 1 Bolt, 2003-Up	1-2	TBA
440.....	127929A	Solenoid, A761 S4 (1 Pin Blue Conn At 12:00, Large Round Hole In Metal End, 1-Bolt Bracket)	1	TBA
446.....	127988	Wire Harn, A750 Internal (15 Pin Case Conn, 4-Black, 2-White, 1-Grey Conn, 2-Temp Sensors).....	1	TBA
446.....	127988A	Wire Harn, A761 Internal (15 Pin Case Conn, 4-Black, 2-White, 2-Green, 1-Blue, 1-Temp Sensor).....	1	TBA
450.....	127930	Linear Solenoid, A750/A761 SL2 (2 Blade Black Connector)(No Hole In Metal End) 2003-Up	1	TBA
453.....	127930	Linear Solenoid, A750/A761 SL1 (2 Blade Black Connector)(No Hole In Metal End) 2003-Up	1	TBA
MISCELLANEOUS COMPONENTS				
490.....	127621	Vent, A750 Top Case (10 3/4" Long)(2 Bolt) 2003-Up	1	TBA
490.....	127621A	Vent, A761 Top Case (9 1/4" Long)(2 Bolt) 2004-Up	1	TBA
493-1	127622A	Fill Plug, A761(Front Drivers Side)(1.705" Long) 2004-Up.....	1	TBA
493.....	127622	Fill Plug, A750/A761 (Rear Drivers Side)(.715" Long) 2003-Up	1	TBA
PUMPS & PUMP COMPONENTS				
500.....	127912	Pump, A750/A761 Complete (Cast Iron Body, Aluminum Stator) 2003-Up	1	TBA
510.....	127916	Pump Body W/Gears, A750/A761 (Cast Iron)(7 1/8" OD) 2003-Up	1	TBA
520.....	127914	Stator, A750/A761 (Aluminum) (9 1/4" OD) 2003-Up	1	TBA
530.....	K127201	Pump Gear Set, A750/A761 (.425" Thick)(9 Teeth Inner & 10 Teeth Outer Gear) 2003-Up.....	1	TBA
DRUMS & CLUTCH HUBS				
545.....	127860	Housing, A750/A761 B-2 Clutch Piston (Tin, 1 Tab)(5.800" OD, 4.440" ID) 2003-Up	1	TBA
547.....	127867	Housing, A750/A761 B-1 Clutch Piston (.885" Thick, 6 1/8" OD, 4.755" ID) 2003-Up	1	TBA
548.....	127176	Apply Ring, A761 Low/Reverse Clutch (Tin, 5 Tab)(1.650" Thick, 5.185" OD) 2004-Up	1	TBA
548-1	127176A	Apply Ring, A761 Low/Rev Cl (Steel, No Tabs)(.490" Thick, 5.515" OD, 4.935" ID, Stepped).....	1	TBA
549.....	127175	Apply Ring, A750/A761 Reverse Clutch (Aluminum)(.377" Thick, 6 7/8" OD, 5.885" ID) 2003-Up	1	TBA
554.....	127732	Drum W/Shaft, A750 Forward Cl, 9-3/4" Tall, 24 Slots, 3 Ring Input Shaft, 2003-Up	1	TBA
554.....	K127732	Drum Assy W/Shaft, A750 Forward Cl, Includes: 554, 555, 564, 565, 566, 575, 2003-Up	1	TBA
554.....	127732A	Drum W/Shaft, A761 Forward Cl, 10" Tall, No Slots, 4 Ring Input Shaft, 2004-Up.....	1	TBA
554.....	K127732A	Drum Assy W/Shaft, A761 Forward Cl, Includes: 554, 555, 564, 565, 566, 575, 2004-Up	1	TBA
555.....	127733	Drum, A750/A761 Direct Clutch (4.285" Tall, 6 7/8" OD, 2.650" ID) 2003-Up	1	TBA
559.....	127763A	Drum / Piston, A761 Coast Clutch Drum / Fwd Cl Piston, Bonded, 2004-Up	1	TBA
560.....	K127760	Piston Kit, A750 B-2 Clutch (.570" Thick, Alum Piston, 3-Pc (970, 960, 545) 2003-Up	1	TBA
560.....	K127760A	Piston Kit, A761 B-2 Clutch (.440" Thick, Alum Piston, 3-Pc (970, 960, 545) 2003-Up	1	TBA
569.....	K127767	Piston Kit, A750/A761 B-1 Cl (1.375" Alum Piston, 3-Pc (979, 969, 547) 2003-Up	1	TBA

A750E/F, A761E, A760H

ILL#	Part#		QTY	REF#
569.....	K127767A.....	Piston Kit, A750 B-1 CI (1.200" Alum Piston, 3-Pc (979, 969, 547) 2003-Up.....	1.....	TBA
571.....	127740A.....	Hub/Inner Race, A761 Coast CI Hub / #4 Inner Sprag Race (30T, 2.105" Thk, 15 Holes).....	1.....	TBA
574.....	127741.....	Hub, A750 Forward Clutch (30 Teeth) (2.035" Tall)(23 Holes) 2003-Up.....	1.....	TBA
575.....	127742.....	Hub W/Shaft, A750/A761 Direct Clutch Hub (36 Teeth Hub)(9 Slots)(6 7/8" Tall) 2003-Up.....	1.....	TBA
576.....	127743.....	Hub W/Sun Gear, A750 Reverse Clutch Hub (40T Sun Gear, No Groove, 5.085" Tall, 10-Slot).....	1.....	TBA
576.....	127743A.....	Hub W/Sun Gear, A761 Reverse Clutch Hub (43T Sun Gear, 1 Groove, 5.085" Tall, 10 Slots).....	1.....	TBA
579.....	127744.....	Hub, A750/A761 B1 Clutch (40 Teeth Hub)(3.197" OD Of Inner Race) 2003-Up.....	1.....	TBA
PLANETS, RING GEARS, SUN GEARS & SUPPORTS				
580.....	127749.....	Center Planet, A750, No Groove, 30T Sun Gear, 2003-Up.....	1.....	TBA
580.....	127749A.....	Center Planet, A761, 1-Groove, 33T Sun Gear, 2003-Up.....	1.....	TBA
580.....	K127749.....	Center/Front Planet Assy, A750, 30T Sun Gear, Includes: 580, 592, 590, 582, 610, 576, 2003-Up.....	1.....	TBA
580.....	K127749A.....	Center/Front Planet Assy, A761, 33T Sun Gear, Includes: 580, 592, 590, 582, 610, 576, 2004-Up.....	1.....	TBA
582.....	127747.....	Front Planet, A750/A761, Alum, 6-Gear, Fits 40T & 43T #576 Sun Gear, 2003-Up.....	1.....	TBA
584.....	127748.....	Rear Planet, A750 2WD, Uses 25T Sun Gear # 674, 13" Long, 2003-Up.....	1.....	TBA
584.....	127748B.....	Rear Planet, A750 4WD, Uses 25T Sun Gear # 674, 6-1/4" Long, 2003-Up.....	1.....	TBA
584.....	127748A.....	Rear Planet, A761 2WD, Uses 27T Sun Gear # 674, 11-1/4" Long, Bolt-On -Yoke, 2004-Up.....	1.....	TBA
584.....	K127748.....	Rear Planet Assy, A750 2WD, Uses 25T Sun Gear, Includes: 604, 594, 674, 584, 2003-Up.....	1.....	TBA
584.....	K127748B.....	Rear Planet Assy, A750 4WD, Uses 25T Sun Gear, Includes: 604, 594, 674, 584, 2003-Up.....	1.....	TBA
584.....	K127748A.....	Rear Planet Assy, A761 2WD, Uses 27T Sun Gear, Includes: 604, 594, 674, 584, 2004-Up.....	1.....	TBA
590.....	127759.....	Ring Gear, A750 Center Planet (91 Outer Teeth)(40 Clutch Splines)(77 Inner Teeth) 2003-Up.....	1.....	TBA
590.....	127759A.....	Ring Gear, A761 Center Planet (16 Outer Lugs)(40 Clutch Splines)(78 Inner Teeth) 2004-Up.....	1.....	TBA
592.....	127757.....	Ring Gear, A750 Front Planet (91 Teeth)(No Lugs)(10 Holes) 2003-Up.....	1.....	TBA
592.....	127757A.....	Ring Gear, A761 Front Planet (91 Teeth)(16 Lugs)(8 Holes) 2004-Up.....	1.....	TBA
594.....	127758.....	Ring Gear, A750 Rear Planet (63 Inner Teeth)(48 Outer Clutch Splines)(1.638" Thick) 2003-Up.....	1.....	TBA
594.....	127758A.....	Ring Gear, A761 Rear Planet (62 Inner Teeth)(48 Outer Clutch Splines)(1.640" Thick) 2004-Up.....	1.....	TBA
602.....	127757H.....	Hub, A750 Front Planet Ring Gear (91 Teeth)(8 Holes) 2003-Up.....	1.....	TBA
602.....	127757HA.....	Hub, A761 Front Planet Ring Gear (16 Lugs)(8 Holes) 2004-Up.....	1.....	TBA
604.....	127758H.....	Hub, A750 Rear Planet Ring Gear (63 Outer Ring Gear Teeth)(1.975" Tall) 2003-Up.....	1.....	TBA
604.....	127758HA.....	Hub, A761 Rear Planet Ring Gear (62 Outer Ring Gear Teeth)(1.975" Tall) 2004-Up.....	1.....	TBA
610.....	127756.....	Sun Gear, A750 Center Planet (30 Teeth, No Groove) 2003-Up.....	1.....	TBA
610.....	127756A.....	Sun Gear, A761 Center Planet (33 Teeth, 1 Wide Groove) 2004-Up.....	1.....	TBA
632.....	127826.....	Center Support, A750/A761 (Aluminum)(20 Outer Lugs, 16 Inner Lugs)(1.280" Thick) 2003-Up.....	1.....	TBA
638.....	127639.....	Anti Rattle Spring, A750/A761 B-1/B-2/Low/Rev CI Steel, .012" Thick, .535" Wide, 4.31" Long.....	1.....	TBA
SPRAGS				
640.....	K127723A.....	Sprag Assembly, A761 # 4 Sprag, 27 Element, 4 Pieces, 2004-Up.....	1.....	TBA
642.....	K127724.....	Sprag Assembly, A750/A761 # 2 Sprag, 25 Element, 4 Pieces, 2003-Up.....	1.....	TBA
644.....	K127725.....	Sprag Assembly, A750/A761 # 1 Sprag, 18 Element, 4 Pieces, 2003-Up.....	1.....	TBA
648.....	K127730.....	Sprag Assembly, A750/A761, #3 Low/Rev Sprag, W/ 16-Lug, Outer Race, 2003-Up.....	1.....	TBA
648.....	K127730A.....	Sprag Assembly, A750/A761, #3 Low/Rev Sprag, W/ 18-Lug, Outer Race, 2003-Up.....	1.....	TBA
650.....	127723A.....	Sprag, A761 # 4, 27 Element, .453" Thick, Metal Cage, 2004-Up.....	1.....	TBA
652.....	127724.....	Sprag, A750/A761 # 2 Sprag, 25 Element, .445" Thick, 2003-Up.....	1.....	TBA
654.....	127725.....	Sprag, A750/A761 # 1 Sprag, 18 Element, .555" Thick, 2003-Up.....	1.....	TBA
658.....	127727.....	Sprag, A750/A761 #3 Low/Rev Sprag, 26 Elements, 2 Brass Caps, 3.725" OD, 2003-Up.....	1.....	TBA
661.....	127726A.....	Outer Race, A761 # 4 Sprag, 30 Outer Splines, 2004-Up.....	1.....	TBA
663.....	127728.....	Outer Race, A750/A761 # 2 Sprag, 40 Clu Splines, .880" Thick, 5.085" OD, 2.945" ID, 2003-Up.....	1.....	TBA
665.....	127729.....	Outer Race, A750/A761 # 1 Sprag, 16 Lugs, .790" Thick, 3.945" ID, 2003-Up.....	1.....	TBA
668.....	127730.....	Inner Race, A750/A761 #3 Low/Rev Sprag, 1.275" Thick, 2.992" OD, 2003-Up.....	1.....	TBA
669.....	127730A.....	Outer Race, A750/A761 #3 Low/Rev Sprag, 16 Lugs, 2003-Up.....	1.....	TBA
669.....	127730B.....	Outer Race, A750/A761 #3 Low/Rev Sprag, 18 Lugs, 2003-Up.....	1.....	TBA
SHAFTS				
674.....	127859.....	Intermediate Shaft W/Sun Gear, A750 (27 Teeth Sun Gear, 1.725" OD)(11 5/8" Long) 2003-Up.....	1.....	TBA
674.....	127860.....	Intermediate Shaft W/Sun Gear, A761 (27 Teeth Sun Gear, 1.855" OD)(11 5/8" Long) 2004-Up.....	1.....	TBA
698.....	127624.....	Oil Deflector, A750, 4X4, Output Shaft To #271 Bearing, W/ Bonded Edge, 2.660" OD, 2003-Up.....	1.....	TBA
VALVE BODIES				
740.....	127754.....	Valve Body, A750 W/7 Solenoids (Cast # 89010)(TO1 & TO2 On Separator Plates) 2003-Up.....	1.....	TBA
740.....	127754A.....	Valve Body, A761 W/9 Solenoids (Cast # 8870)(FO3 & FO4 On Separator Plates) 2004-Up.....	1.....	TBA
CASES, CASE COMPONENTS, PANS & HOUSINGS				
750.....	127703.....	Bell Housing, A750, Starter At 12:00, 2 Bosses At 7:00, 2003-Up.....	1.....	TBA
750.....	127703A.....	Bell Housing, A750, Starter At 9:00, 2003-Up.....	1.....	TBA
750.....	127703B.....	Bell Housing, A761, Starter At 12:00, 2 Threaded Bosses At 6:00, 2004-Up.....	1.....	TBA
760.....	127701.....	Case, A750, Cast # 89010, Input Sensor On Drivers Side, Output On Pass Side, 2003-Up.....	1.....	TBA
760.....	127701A.....	Case, A761, Cast # 88701, Input Sensor On Pass Side, Output On Drivers Side, 2004-Up.....	1.....	TBA
761-4.....	127705.....	Cover, A761 Side Case (Black Plastic)(2 Bolt) 2004-Up.....	1.....	TBA

A750E/F, A761E, A760H

ILL#	Part#		QTY	REF#
761C	97081	Check Ball Capsule, A750/A761 W/Spring (In Case Under VB)(Plastic Housing) 2003-Up	1	TBA
765	127801	Bottom Pan, A750, 2WD/4WD, Drain Plug On Drivers Side Rear, 3.640" Deep, 2003-Up	1	TBA
765	127801A	Bottom Pan, A761 2WD, Drain Plug On Passengers Side Rear, 2.650" Deep, 2004-Up	1	TBA
770	127702	Extension Housing, A750, 2WD, 8-3/4", 6 Bolts To Case, 2003-Up	1	TBA
770	127702B	Extension Housing, A750, 4WD, 5-1/2", 8 Bolts To Case, 2003-Up	1	TBA
770	127702A	Extension Hsg, A761, 2WD, 3-7/8", Bolt-On Type Yoke, 6 Bolts To Case, Cast #8870, 2004-Up	1	TBA
797-1	127041	Nut, A750/A761 Holds Neutral Safety Switch To Manual Shaft (22mm) 2003-Up	1	TBA
797	127042	Nut, A750/A761 Holds Manual Lever To Shaft 2003-Up	1	TBA
798	127043A	Nut, A761 (2wd) Bolt-On Yoke (30mm, 6 Point) 2004-Up	1	TBA
841	127706	Bolt-On Yoke, A761, 2WD, 1.662" OD At Seal, 3 Hole, 2004-Up	1	TBA
854	127141	Cushion, A750/A761 Reverse Clutch (.058" Thick)(4 Teeth)(Beveled) 2003-Up	1	TBA

SNAP RINGS

NI	K127908	Snap Ring Kit, A750, 2003-Up	1	TBA
NI	K127908A	Snap Ring Kit, A761, 2004-Up	1	TBA
861	127601	Snap Ring, A750/A761 Holds B-2 Clutch Press Plate In Case (.064" Thick, 6 3/16" OD)	1	TBA
864	127602	Snap Ring, A761 Holds Coast Clutch Pressure Plate In (.064" Thick, 4.780" OD) 2004-Up	1	TBA
868	127603	Snap Ring, A750/A761 Holds Hub & Center Planet Ring Gear To Front Planet Ring Gear	1	TBA
871	127604	Snap Ring, A750/A761 Holds Spring Retainer In Case (.054" Thick, 6 11/16" OD) 2003-Up	1	TBA
872	127605	Snap Ring, A750/A761 Holds 2nd Brake Pressure Plate In Case (.117" Thick, 6 7/8" OD)	1	TBA
874	127606	Snap Ring, A750/A761 Holds 2nd Brake Clutch Spring Retainer In (.055" Thick, 5.270" OD)	1	TBA
876	127607	Snap Ring, A750/A761 Holds Forward Clutch Press Plate In Drum (.062" Thick, 5.010" OD)	1	TBA
877	127608	Snap Ring, A750/A761 Holds Forward Clutch Spring Retainer In (.055" Thick, 1.755" OD)	1	TBA
878	127609	Snap Ring, A750/A761 Holds Direct Clutch Pressure Plate In Drum (.063" Thick, 6 3/4" OD) 2003-Up (Also Is A750/A761 Stop For Reverse Clutch Pressure Plate # 150 2003-Up)	2	TBA
879	127610	Snap Ring, A750/A761 Holds Direct Clutch Retainer In (.040" Thick, 2.805" OD) 2003-Up	1	TBA
883	127611	Snap Ring, A750/A761 Holds Center Supp In Case (.118" Thick, 7 1/4" OD)(Beveled, 2-Eyelets)	1	TBA
884	127612	Snap Ring, A750/A761 Holds Low/Rev Clutch Return Spring In Case (.032" Thick, 2.725" OD)	1	TBA
886	127613	Snap Ring, A761 Holds Sprag Element To Outer Race (.031" Thick, 3.600" OD) 2004-Up	2	TBA
887	127614	Snap Ring, A750/A761 Holds # 3 Sprag In Outer Race (.038" Thick, 4.260" OD) 2003-Up	1	TBA
889	127615	Snap Ring, A750/A761 Holds Rear Planet Ring Gear To Hub (.055" Thick, 4.655" OD) 2003-Up	1	TBA
890	127616	Snap Ring, A750/A761 Holds Low/Rev Sprag Outer Race In Case (.118" Thick, 6 3/8" OD, 2-Eyelets)	1	TBA
891	127617	Snap Ring, A750/A761 Goes In Rev Cl Piston, Holds Rev Clutch In The Direct Drum	1	TBA
893	127618	Snap Ring, A750/A761 Holds Reverse Cl Piston & Hsg To Direct Drum (.048" Thick, 3.365" OD)	1	TBA
897	127619	Snap Ring, A750/A761 (2wd) Output Shaft (Rear)(.118" Thick, 1.560" OD) 2003-Up	1	TBA
898	127620	Snap Ring, A750 4WD Holds Ball Bearing # 271 To Ext Hsg (.058" Thick, 2.830" OD, 2-Eyelets)	1	TBA

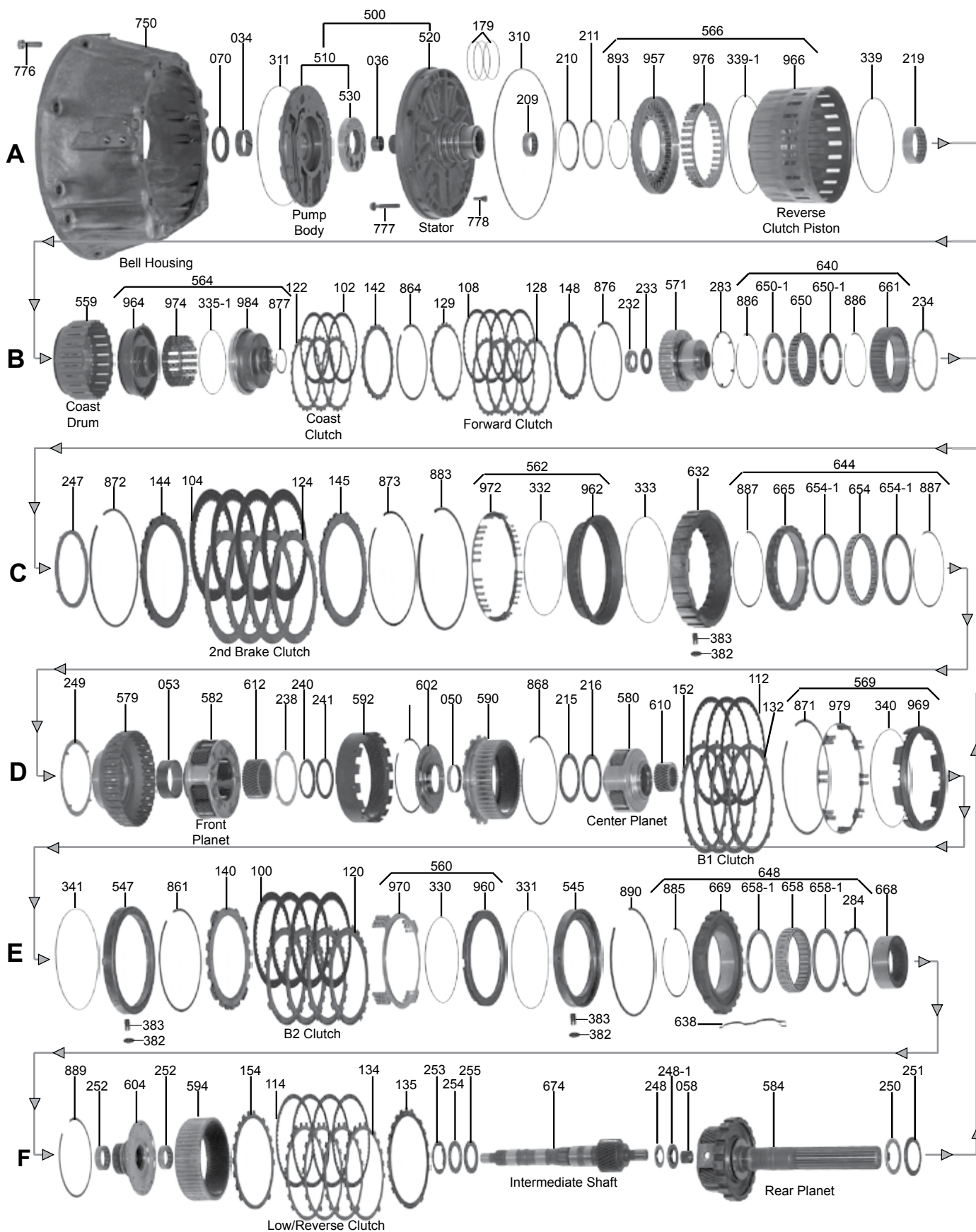
PISTONS, SPRINGS, ACCUMULATORS & MISCELLANEOUS

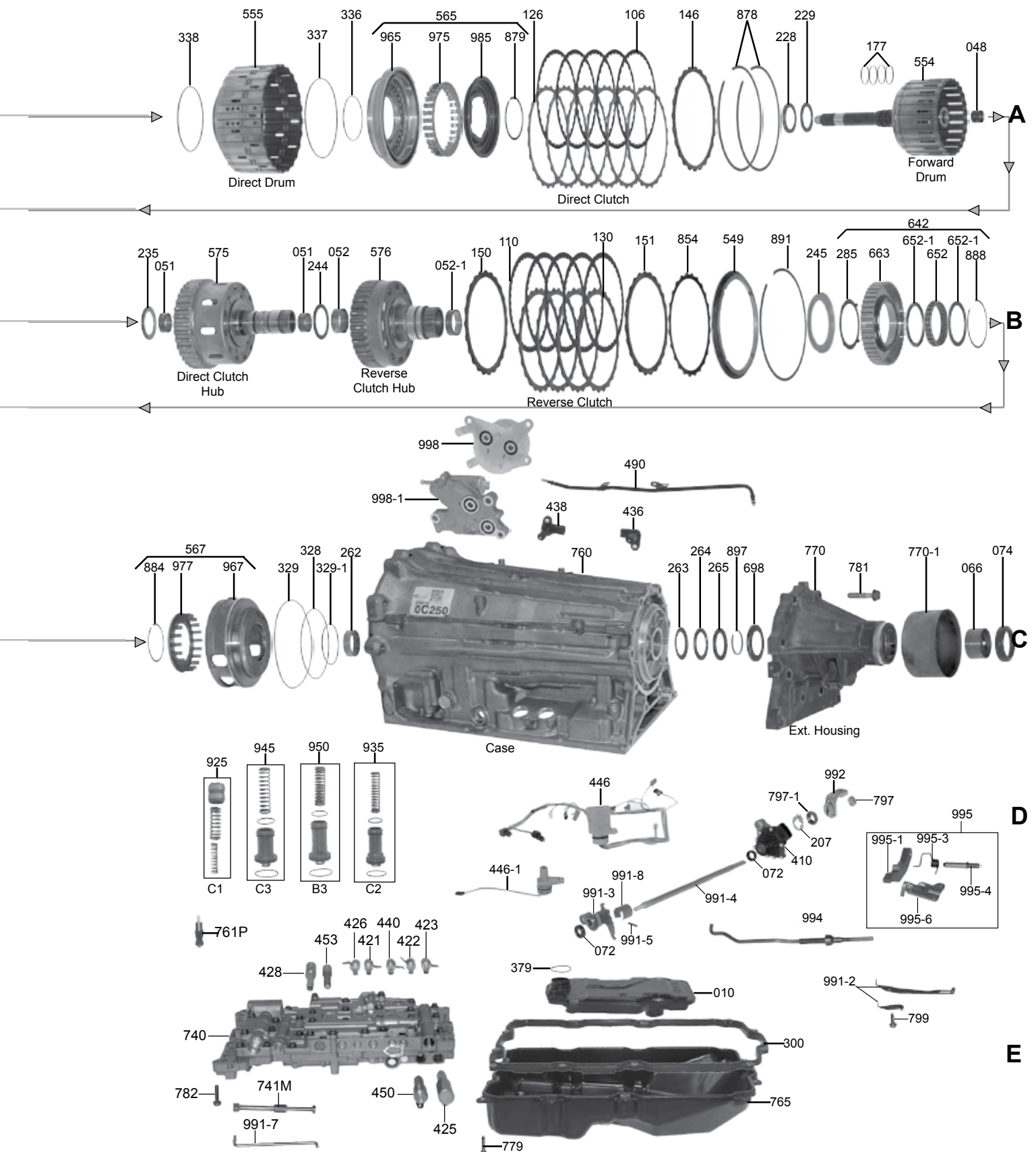
925	K127998	Accumulator Assembly, A750 C1, Aluminum Piston, .983" OD, 2003-Up	1	TBA
925	K127998A	Accumulator Assembly, A761 C1 (Aluminum Piston .983" OD, 2004-Up	1	TBA
925	57917E-19K	Accumulator Piston, In Valve Body, A750/A761 (Contains: 1 Piston & 2 O-Rings)	1	57917E-19K
935	K127998B	Accumulator Assembly, A750 C2, Aluminum Piston 2.060" Long, 2003-Up	1	TBA
935	K127998C	Accumulator Assembly, A761 C2, Plastic Piston 2.060" Long, 2004-Up	1	TBA
945	K127998D	Accumulator Assembly, A750 C3, Aluminum Piston 2.175" Long, 2003-Up	1	TBA
945	K127998E	Accumulator Assembly, A761 C3, Plastic Piston 2.175" Long, 2004-Up	1	TBA
950	K127998F	Accumulator Assembly, A750 B3, Aluminum Piston 2.600" Long, 2003-Up	1	TBA
950	K127998G	Accumulator Assembly, A761 B3, Plastic Piston 2.600" Long, 2004-Up	1	TBA
957	127865	Housing, A750/A761 Reverse Clutch Piston (Alum, 6.187" OD, 3.335" ID) 2003-Up	1	TBA
960	127760	Piston, A750 B-2 Clutch (Alum, .570" Thick, 5.680" OD, 4.565" ID) 2003-Up	1	TBA
960	127760A	Piston, A761 B-2 Clutch (Alum, .440" Thick, 5.680" OD, 4.565" ID) 2004-Up	1	TBA
962	127761	Piston, A750/A761 2nd Brake Clutch (Alum, 24 Spring Pockets)(6.25" OD, 5.330" ID, 8-Legs)	1	TBA
964	127763	Piston, A750 Forward Clutch (Alum, 1.500" Thick, 4.850" OD, 1.565" ID, 24 Lugs) 2003-Up	1	TBA
964	127762	Piston, A761 Coast Clutch (Bonded) (1.270" Thick, 4.790" OD, 1.550" OD)(4 Outer Lugs)	1	TBA
965	127764	Piston, A750 Direct Clutch (Alum, .875" Thick From Front To Steel Plate, 6-3/8" OD)	1	TBA
965	127764A	Piston, A761 Direct Clutch (Alum, 1.020" Thick From Front To Steel Plate, 6-3/8" OD)	1	TBA
966	127765	Piston, A750/A761 Reverse Clutch (4.405" Tall, 7 1/16" OD, 4.326" ID)(Fits 24T Steels)	1	TBA
967-1	127866H	Balance Piston Housing, A750 Low/Rev Clutch (Alum, .640" Thick, 5.360" OD, 3.100" ID)	1	TBA
967-1	127866HA	Balance Piston Housing, A761 Low/Rev Clutch (Alum, .640" Thick, 4.735" OD, 3.100" ID)	1	TBA
967-2	127866	Balance Piston, A750 Low/Rev Clutch (Alum, .610" Thick, 4.935" OD, 2.650" ID) 2003-Up	1	TBA
967-2	127866A	Balance Piston, A761 Low/Rev Clutch (Alum, .540" Thick, 4.367" OD, 2.650" ID)	1	TBA
967	127766	Piston, A750 Low/Reverse Clutch (Aluminum) (2.055" Thick, 5.565" OD, 2.650" ID) 2003-Up	1	TBA
967	127766A	Piston, A761 Low/Reverse Clutch (Aluminum) (1.685" Thick, 5.565" OD, 2.650" ID) 2004-Up	1	TBA
969	127767	Piston, A750/A761 B-1 Clutch (Aluminum)(1.375" Thick, 5.970" OD, 4.970" ID) 2003-Up	1	TBA
969	127767A	Piston, A750 B-1 Clutch (Aluminum) (1.200" Thick, 5.970" OD, 4.970" ID) 2003-Up	1	TBA
970	127870	Springs W/Retainer, A750 B-2 Clutch Return (12 Springs)(.780" Thick, 4.650" ID) 2003-Up	1	TBA
970	127870A	Springs W/Retainer, A761 B-2 Clutch Return (12 Springs)(1.000" Thick, 4.650" ID) 2004-Up	1	TBA
972	127871	Springs W/Retainer, A750/A761 2nd Brake Cl Return (24 Springs)(6 1/4" OD, 5.194" ID)	1	TBA
974	127873	Springs W/Retainer, A750 Forward Clutch Return (18 Springs)(1.055" Thick, 3.255" OD)	1	TBA

A750E/F, A761E, A760H

ILL#	Part#		QTY	REF#
974.....	127873A.....	Springs W/Retainer, A761 Coast/Forward Cl Return (20 Springs)(.965" Thick, 3.305" OD)	1	TBA
975.....	127874	Springs W/Retainer, A750/A761 Direct Cl Return (32 Springs)(.775" Thick, 4.930" OD, 3.895" ID)	1	TBA
976.....	127875	Springs W/Retainer, A750/A761 Reverse Cl Return (30 Springs)(5.490" OD, 4.525" ID)	1	TBA
977.....	127876	Springs W/Retainer, A750/A761 Low/Rev Cl Return (20 Springs)(.930" Thick, 3.855" OD).....	1	TBA
979.....	127877	Springs W/Retainer, A750/A761 B-1 Clutch Return (16 Springs)(.710" Thick, 6 1/4" OD) 2003-Up	1	TBA
984.....	127643	Retainer, A750 Forward Clutch Spring (Alum, 18 Spring Pockets)(1.165" Thick, 4.475" OD).....	1	TBA
984.....	127643A.....	Retainer, A761 Coast/Forward Cl Spring (Alum, 20 Spring Pockets, 1.405" Thick, 4.270" OD.....	1	TBA
985.....	127864	Piston, Retainer/Balancer, A750/A761 Direct Clutch (Bonded)(5.180" OD, 2.665" ID) 2003-Up	1	TBA
991-5	127623	Sleeve, A750/A761 Holds Pin On Linkage Shaft 2003-Up	1	TBA
991-3	127812	Rooster Comb, A750 (6 Detents) (Cast # B2) 2003-Up	1	TBA
991-3	127812A.....	Rooster Comb, A761 (5 Detents) (Cast # B4) 2004-Up	1	TBA
991-4	127813	Manual Rod, A750 (11" Long) (W/Flats On Both Ends) 2003-Up	1	TBA
991-4	127813A.....	Manual Rod, A761 (10 1/2" Long) (W/Flats On 1 End) 2004-Up	1	TBA
992.....	127631	Manual Lever, A750 (External) (3" Long)(Cast # 35573 60020) 2003-Up	1	TBA
992.....	127631A.....	Manual Lever, A761 (External)(4 1/2" Long)(Cast # 35572 90070) 2004-Up	1	TBA
994.....	127632	Park Pawl Actuator, A750 (11" Long)(Ball Is 8" From End)(W/White Spring) 2003-Up.....	1	TBA
994.....	127632A.....	Park Pawl Actuator, A761 (11" Long)(Ball Is 7 3/4" From End)(W/Green Spring) 2004-Up.....	1	TBA
995.....	K127632	Park Pawl Assembly, A750 (Park Pawl Is .484" Thick, 4.950" Long)(4 Pieces) 2003-Up	1	TBA
995.....	K127632A.....	Park Pawl Assembly, A761 (Park Pawl Is .384" Thick, 5.175" Long)(4 Pieces) 2004-Up	1	TBA
996.....	127635	Fitting, A750/A761 2wd Top & Bottom (Also A750 4X4 Bottom) Cooler Line (Elbow)(2" Tall)	1	TBA
996.....	127635A.....	Fitting, A750 4x4 Top Fitting (Cooler Line) (Elbow)(W/Small Threaded Hole On Top)	1	TBA

AB60E





AB60E

ILL#	Part#		QTY	REF#
OVERHAUL KITS & PISTON KITS				
NI.....	K197900.....	Overhaul Kit, AB60E/F W/ Pistons, 2007-Up.....	1.....	N/A
NI.....	K197900X.....	Overhaul Kit, AB60E/F W/Out Pistons, 2007-Up.....	1.....	N/A
NI.....	K197900-99.....	Piston Kit, AB60E/F 3-Pistons, 2007-Up.....	1.....	N/A
MASTER L/STEEL KITS				
NI.....	DK19700S.....	Master L/Steels Kit, AB60E/F W/ Pistons, 2007-Up.....	1.....	N/A
NI.....	DK19700XS.....	Master L/Steels Kit, AB60E/F W/Out Pistons, 2007-Up.....	1.....	N/A
MASTER W/STEELS KITS				
NI.....	DK19700.....	Master W/Steels Kit, AB60E/F W/ Pistons, 2007-Up.....	1.....	N/A
NI.....	DK19700X.....	Master W/Steels Kit, AB60E/F W/Out Pistons, 2007-Up.....	1.....	N/A
FILTERS				
010.....	197710.....	Filter, AB60E/F, 2007-Up.....	1.....	35330-60060
NI.....	157711.....	Screen, Valve Body, AB60E, 2007-Up.....	1.....	TBA
BUSHINGS				
030.....	K197901.....	Bushing Kit, AB60E/F, 2007-Up.....	1.....	TBA
034.....	197034.....	Bushing, AB60E/F Pump Body (.715" Thick)(1.775" ID)(W/Oil Pockets) 2007-Up.....	1.....	TBA
036.....	197036.....	Bushing, AB60E/F Stator (Front) (.705" Thick)(1.020" ID) 2007-Up.....	1.....	TBA
048.....	197048.....	Bushing, AB60E/F Forward Drum (Rear)(.598" Thick)(.787" ID) 2007-Up.....	1.....	TBA
050.....	197050.....	Bushing, AB60E/F Center Planet Ring Gear Hub (.309" Thick)(1.870" ID) 2007-Up.....	1.....	TBA
051.....	197051.....	Bushing, AB60E/F Direct Clutch Hub (.670" Thick)(1.886" ID) 2007-Up.....	2.....	TBA
052.....	197052.....	Bushing, AB60E/F Reverse Clutch Hub (Front)(.660" Thick)(1.649" ID) 2007-Up.....	1.....	TBA
052-1.....	197052-1.....	Bushing, AB60E/F Reverse Clutch Hub (Rear)(.436" Thick)(1.649" ID) 2007-Up.....	1.....	TBA
053.....	197053.....	Bushing, AB60E/F Front Planet (.980" Thick)(2.401" ID) 2007-Up.....	1.....	TBA
058.....	197058.....	Bushing, AB60E/F Rear Planet (Front)(.687" Thick)(.788" ID) 2007-Up.....	1.....	TBA
066.....	197066.....	Bushing, AB60E (2WD) Extension Housing (1.172" Thick)(1.925" ID) 2007-Up.....	1.....	TBA
METAL CLAD SEALS				
070.....	197151.....	Seal, AB60E/F Front Pump (2.445" OD) 2007-Up.....	1.....	90311-45032
072.....	78197.....	Seal, AB60E/F Manual Shaft (.276" Thick)(.872" OD) 2007-Up.....	2.....	90311-12002
074.....	197157.....	Seal, AB60E (2WD) Extension Housing (2.520" OD) 2007-Up.....	1.....	90311-49006
074.....	69210.....	Seal, AB60E/F (4WD) Adapter/Ext Housing, 2007-Up.....	1.....	90311-51008
FRICTIONS				
100.....	197103.....	Friction, AB60E/F B-2 (6th/#2 Brake) Clutch (.061") (47 Teeth)(6 1/2" OD) 2007-Up.....	4.....	35682-34020
102.....	197115.....	Friction, AB60E/F Coast (C4) Clutch (.059") (36 Teeth)(4.810" OD) (Waved) 2007-Up.....	4.....	35685-60010
104.....	197105.....	Friction, AB60E/F 2nd Brake (B3/#3 Brake) Clutch (.072") (46 Teeth)(7 1/2" OD) 2007-Up.....	4.....	35066-60040
106.....	197111.....	Friction, AB60E/F Direct (C2/4-5-6) Clutch (.059") (36 Teeth)(7" OD) 2007-Up.....	5.....	35667-60030
108.....	197109.....	Friction, AB60E/F Forward (C1/1-2-3-4) Clutch (.059") (36 Teeth)(5.016" OD) 2007-Up.....	6.....	35633-60090
110.....	197113.....	Friction, AB60E/F Reverse (C3/3-5/Rev) Clutch (.059") (40 Teeth)(7" OD)(Waved) 2007-Up.....	5.....	35677-60040
112.....	197101.....	Friction, AB60E/F B-1 (5-6/#1 Brake) Clutch (.073") (40 Teeth)(7 3/8" OD) 2007-Up.....	4.....	35681-34020
114.....	197107.....	Friction, AB60E/F Low/Rev (B4/#4 Brake) Clutch (.061") (57 Teeth)(6 1/4" OD) 2007-Up.....	7.....	35684-34020
NI.....	K197F.....	Friction Module, AB60E/F, 2007-Up.....	1.....	RCP96-261
STEELS				
120.....	197102.....	Steel, AB60E/F B-2 (6th/#2 Brake) Clutch (.087") (13 Teeth)(5.420" ID) 2007-Up.....	3.....	35692-60020
122.....	197114.....	Steel, AB60E/F Coast (C4) Clutch (.070") (24 Teeth)(4.277" ID) 2007-Up.....	4.....	35695-60010
124.....	197104.....	Steel, AB60E/F 2nd Brake (B3/#3 Brake) Clutch (.096") (15 Teeth)(6.178" ID) 2007-Up.....	3.....	35066-60040
126.....	197110.....	Steel, AB60E/F Direct (C2/4-5-6) Clutch (.070") (24 Teeth)(6.500" ID) 2007-Up.....	5.....	35647-60020
128.....	197108.....	Steel, AB60E/F Forward (C1/1-2-3-4) Clutch (.070") (24 Teeth)(4.492" ID) 2007-Up.....	6.....	35634-60030
129.....	197108A.....	Steel, AB60E/F Forward (C1/1-2-3-4) Clutch (.070") (24 Teeth)(4.512" ID)(Dished) 2007-Up.....	1.....	35672-34030
130.....	197112.....	Steel, AB60E/F Reverse (C3/3-5/Rev) Clutch (.095") (24 Teeth)(6.250" ID) 2007-Up.....	4.....	35648-60020
132.....	197100.....	Steel, AB60E/F B-1 (5-6/#1 Brake) Clutch (.095") (13 Teeth)(6.500" ID) 2007-Up.....	4.....	35691-34020
134.....	197106.....	Steel, AB60E/F Low/Rev (B4/#4 Brake) Clutch (.079") (16 Teeth)(5.710" ID) 2007-Up.....	6.....	35694-60020
135.....	197106A.....	Steel, AB60E/F Low/Rev (B4/#4 Brake) Clutch (.079") (17 Teeth)(5.706" ID)(Dished, 2-Notch) 2007-Up.....	1.....	TBA
NI.....	K197S.....	Steel Module, AB60E/F, 2007-Up.....	1.....	STMTOYTA55
PRESSURE PLATES				
140.....	197140.....	Press Plate, AB60E/F B-2 Clutch (.078") (13T & W/4 Wide Teeth W/Spring Pockets)(5.420" ID) 2007-Up.....	1.....	35678-0C030
142.....	197142.....	Pressure Plate, AB60E/F Coast Clutch (.118") (24 Teeth)(4.277" ID) 2007-Up.....	1.....	35675-0C010
142.....	197142A.....	Pressure Plate, AB60E/F Coast Clutch (.122") (24 Teeth)(4.277" ID) 2007-Up.....	1.....	35675-0C020
142.....	197142B.....	Pressure Plate, AB60E/F Coast Clutch (.126") (24 Teeth)(4.277" ID) 2007-Up.....	1.....	35675-0C030
142.....	197142C.....	Pressure Plate, AB60E/F Coast Clutch (.130") (24 Teeth)(4.277" ID) 2007-Up.....	1.....	35675-0C040
142.....	197142D.....	Pressure Plate, AB60E/F Coast Clutch (.134") (24 Teeth)(4.277" ID) 2007-Up.....	1.....	35675-0C050
142.....	197142E.....	Pressure Plate, AB60E/F Coast Clutch (.138") (24 Teeth)(4.277" ID) 2007-Up.....	1.....	35675-0C060

ILL#	Part#		QTY	REF#
142.....	197142F.....	Pressure Plate, AB60E/F Coast Clutch (.142") (24 Teeth) (4.277" ID) 2007-Up.....	1.....	35675-0C070
142.....	197142G.....	Pressure Plate, AB60E/F Coast Clutch (.146") (24 Teeth) (4.277" ID) 2007-Up.....	1.....	35675-0C080
142.....	197142H.....	Pressure Plate, AB60E/F Coast Clutch (.150") (24 Teeth) (4.277" ID) 2007-Up.....	1.....	35675-0C090
142.....	197142J.....	Pressure Plate, AB60E/F Coast Clutch (.154") (24 Teeth) (4.277" ID) 2007-Up.....	1.....	35675-0C100
142.....	197142K.....	Pressure Plate, AB60E/F Coast Clutch (.158") (24 Teeth) (4.277" ID) 2007-Up.....	1.....	35675-0C110
144.....	197144.....	Pressure Plate, AB60E/F 2nd Brake Clutch (.176") (15 Teeth) (6.178" ID) 2007-Up.....	1.....	35679-0C020
145.....	197145.....	Apply Plate, AB60E/F 2nd Brake Clutch (.158") (15 Teeth) (6.178" ID) 2007-Up.....	1.....	35679-0C030
146.....	197146.....	Pressure Plate, AB60E/F Direct Clutch (.138") (24 Teeth) (6.500" ID) 2007-Up.....	1.....	35675-0C120
146.....	197146A.....	Pressure Plate, AB60E/F Direct Clutch (.142") (24 Teeth) (6.500" ID) 2007-Up.....	1.....	35675-0C130
146.....	197146B.....	Pressure Plate, AB60E/F Direct Clutch (.146") (24 Teeth) (6.500" ID) 2007-Up.....	1.....	35675-0C140
146.....	197146C.....	Pressure Plate, AB60E/F Direct Clutch (.150") (24 Teeth) (6.500" ID) 2007-Up.....	1.....	35675-0C150
146.....	197146D.....	Pressure Plate, AB60E/F Direct Clutch (.154") (24 Teeth) (6.500" ID) 2007-Up.....	1.....	35675-0C160
146.....	197146E.....	Pressure Plate, AB60E/F Direct Clutch (.158") (24 Teeth) (6.500" ID) 2007-Up.....	1.....	35675-0C170
146.....	197146F.....	Pressure Plate, AB60E/F Direct Clutch (.162") (24 Teeth) (6.500" ID) 2007-Up.....	1.....	35675-0C180
146.....	197146G.....	Pressure Plate, AB60E/F Direct Clutch (.166") (24 Teeth) (6.500" ID) 2007-Up.....	1.....	35675-0C190
146.....	197146H.....	Pressure Plate, AB60E/F Direct Clutch (.170") (24 Teeth) (6.500" ID) 2007-Up.....	1.....	35675-0C200
148.....	197148.....	Pressure Plate, AB60E/F Forward Clutch (.118") (24 Teeth) (4.492" ID) 2007-Up.....	1.....	35635-0C120
148.....	197148A.....	Pressure Plate, AB60E/F Forward Clutch (.122") (24 Teeth) (4.492" ID) 2007-Up.....	1.....	35635-0C130
148.....	197148B.....	Pressure Plate, AB60E/F Forward Clutch (.126") (24 Teeth) (4.492" ID) 2007-Up.....	1.....	35635-0C140
148.....	197148C.....	Pressure Plate, AB60E/F Forward Clutch (.130") (24 Teeth) (4.492" ID) 2007-Up.....	1.....	35635-0C150
148.....	197148D.....	Pressure Plate, AB60E/F Forward Clutch (.134") (24 Teeth) (4.492" ID) 2007-Up.....	1.....	35635-0C160
148.....	197148E.....	Pressure Plate, AB60E/F Forward Clutch (.138") (24 Teeth) (4.492" ID) 2007-Up.....	1.....	35635-0C170
148.....	197148F.....	Pressure Plate, AB60E/F Forward Clutch (.142") (24 Teeth) (4.492" ID) 2007-Up.....	1.....	35635-0C180
148.....	197148G.....	Pressure Plate, AB60E/F Forward Clutch (.146") (24 Teeth) (4.492" ID) 2007-Up.....	1.....	35635-0C190
148.....	197148H.....	Pressure Plate, AB60E/F Forward Clutch (.150") (24 Teeth) (4.492" ID) 2007-Up.....	1.....	35635-0C200
148.....	197148J.....	Pressure Plate, AB60E/F Forward Clutch (.154") (24 Teeth) (4.492" ID) 2007-Up.....	1.....	35635-0C210
148.....	197148K.....	Pressure Plate, AB60E/F Forward Clutch (.158") (24 Teeth) (4.492" ID) 2007-Up.....	1.....	35635-0C220
148.....	197148L.....	Pressure Plate, AB60E/F Forward Clutch (.162") (24 Teeth) (4.492" ID) 2007-Up.....	1.....	35635-0C230
150.....	197150.....	Pressure Plate, AB60E/F Reverse Clutch (.094") (24 Teeth) (6.250" ID) 2007-Up.....	1.....	35649-0C120
150.....	197150A.....	Pressure Plate, AB60E/F Reverse Clutch (.098") (24 Teeth) (6.250" ID) 2007-Up.....	1.....	35649-0C130
150.....	197150B.....	Pressure Plate, AB60E/F Reverse Clutch (.102") (24 Teeth) (6.250" ID) 2007-Up.....	1.....	35649-0C140
150.....	197150C.....	Pressure Plate, AB60E/F Reverse Clutch (.106") (24 Teeth) (6.250" ID) 2007-Up.....	1.....	35649-0C150
150.....	197150D.....	Pressure Plate, AB60E/F Reverse Clutch (.110") (24 Teeth) (6.250" ID) 2007-Up.....	1.....	35649-0C160
150.....	197150E.....	Pressure Plate, AB60E/F Reverse Clutch (.114") (24 Teeth) (6.250" ID) 2007-Up.....	1.....	35649-0C170
150.....	197150F.....	Pressure Plate, AB60E/F Reverse Clutch (.118") (24 Teeth) (6.250" ID) 2007-Up.....	1.....	35649-0C180
150.....	197150G.....	Pressure Plate, AB60E/F Reverse Clutch (.122") (24 Teeth) (6.250" ID) 2007-Up.....	1.....	35649-0C190
150.....	197150H.....	Pressure Plate, AB60E/F Reverse Clutch (.126") (24 Teeth) (6.250" ID) 2007-Up.....	1.....	35649-0C200
150.....	197150J.....	Pressure Plate, AB60E/F Reverse Clutch (.130") (24 Teeth) (6.250" ID) 2007-Up.....	1.....	35649-0C210
150.....	197150K.....	Pressure Plate, AB60E/F Reverse Clutch (.134") (24 Teeth) (6.250" ID) 2007-Up.....	1.....	35649-0C220
150.....	197150L.....	Pressure Plate, AB60E/F Reverse Clutch (.138") (24 Teeth) (6.250" ID) 2007-Up.....	1.....	35649-0C230
151.....	197150F.....	Apply Plate, AB60E/F Reverse Clutch (.118") (24 Teeth) (6.250" ID) 2007-Up.....	1.....	35649-0C180
152.....	197152.....	Pressure Plate, AB60E/F B-1 Clutch (.078") (13 Teeth) (6.500" OD) 2007-Up.....	1.....	35676-0C090
152.....	197152A.....	Pressure Plate, AB60E/F B-1 Clutch (.086") (13 Teeth) (6.500" OD) 2007-Up.....	1.....	35676-0C100
152.....	197152B.....	Pressure Plate, AB60E/F B-1 Clutch (.094") (13 Teeth) (6.500" OD) 2007-Up.....	1.....	35676-0C110
152.....	197152C.....	Pressure Plate, AB60E/F B-1 Clutch (.102") (13 Teeth) (6.500" OD) 2007-Up.....	1.....	35676-0C120
154.....	197154.....	Pressure Plate, AB60E/F Low/Reverse Clutch (.070") (16 Teeth) (5.707" ID) 2007-Up.....	1.....	35689-0C110
154.....	197154A.....	Pressure Plate, AB60E/F Low/Reverse Clutch (.078") (16 Teeth) (5.707" ID) 2007-Up.....	1.....	35689-0C120
154.....	197154B.....	Pressure Plate, AB60E/F Low/Reverse Clutch (.086") (16 Teeth) (5.707" ID) 2007-Up.....	1.....	35689-0C130
154.....	197154C.....	Pressure Plate, AB60E/F Low/Reverse Clutch (.094") (16 Teeth) (5.707" ID) 2007-Up.....	1.....	35689-0C140
154.....	197154D.....	Pressure Plate, AB60E/F Low/Reverse Clutch (.102") (16 Teeth) (5.707" ID) 2007-Up.....	1.....	35689-0C150
154.....	197154E.....	Pressure Plate, AB60E/F Low/Reverse Clutch (.110") (16 Teeth) (5.707" ID) 2007-Up.....	1.....	35689-0C160
154.....	197154F.....	Pressure Plate, AB60E/F Low/Reverse Clutch (.118") (16 Teeth) (5.707" ID) 2007-Up.....	1.....	35689-0C170
SEALING RINGS				
175.....	K197903.....	Ring Kit, 2007-Up.....	1.....	TBA
WASHERS & BEARINGS				
209.....	197209.....	Caged Needle Bearing, AB60E/F Stator (Rear) (.628" Thick) (1.650" OD) (Cast # DB 79579).....	1.....	TBA
210.....	197210.....	Race, AB60E/F Stator To Reverse Clutch Piston (.031" Thick) (3.446" OD) (2.931" ID) 2007-Up.....	1.....	35786-0C010
211.....	197211.....	Bearing W/Race, AB60E/F Stator To Reverse Clutch Piston (.110" Thick) (3.364" OD) (2.839" ID).....	1.....	90374-A0001
215.....	197215.....	Bearing W/Race, AB60E/F Hub To Center Planet (.110" Thick) (3.372" OD) (2.575" ID) 2007-Up.....	1.....	90374-65002
216.....	197216.....	Race, AB60E/F Hub To Center Planet (.078" Thick) (3.244" OD) (2.482" ID) 2007-Up.....	1.....	35785-34010
219.....	197219.....	Caged Needle Bearing, AB60E/F Direct Drum (Front) (.740" Thick) (2.525" OD) (Cast # DB 78909).....	1.....	TBA
228.....	197228.....	Race, AB60E/F Stator To Forward Drum (2.126" OD) (1.499" ID) 2007-Up.....	1.....	35789-0C150
229.....	197229.....	Bearing W/Race, AB60E/F Stator To Forward Drum (.130" Thick) (2.088" OD) (1.445" ID).....	1.....	96734-36005
232.....	197232.....	Bearing, AB60E/F Forward Clu Drum To Coast Clu Hub (.341" Thick) (1.565" OD) (.835" ID).....	1.....	90374-A0014
233.....	197233.....	Race, AB60E/F Forward Clutch Drum To Coast Clutch Hub (.118" Thick) (1.759" OD) (.906" ID).....	1.....	35789-0C160
234.....	197234.....	Washer, AB60E/F #4 Sprag Outer Race To Direct Clutch Hub (.066" Thick) (4.129" OD) (3.651" ID).....	1.....	35614-34010

AB60E

ILL#	Part#		QTY	REF#
235.....	197235	Bearing W/Races, AB60E/F #4 Sprag To Direct Clutch Hub (.143" Thick)(2.385" OD)(1.562" ID).....	1	90374-A0020
238.....	197238	Washer, AB60E/F Front Planet To Hub # 602 (.070" Thick)(3.722" OD)(3.040" ID)(4 Tabs)(Plastic).....	1	35738-34010
240.....	197240	Race, AB60E/F Front Planet Sun Gear To Hub # 602 (.079" Thick)(2.717" OD)(2.170" ID).....	1	35788-34040
241.....	197241	Bearing, AB60E/F Front Planet Sun Gear To Hub # 602 (.130" Thick)(2.764" OD)(2.155" ID).....	1	90374-54004
244.....	197244	Bearing, AB60E/F Direct Clutch Hub To Reverse Clutch Hub (.140" Thick)(2.537" OD)(1.837" ID).....	1	90374-A0013
245.....	197245	Washer, AB60E/F Reverse Clutch Hub To #2 Sprag (4 Tab)(Plastic)(Dished).....	1	35686-34010
247.....	197247	Washer, AB60E/F #2 Sprag To #3 Sprag (.213" Thick)(5.208" OD)(4.560" ID)(4 Tab)(Plastic).....	1	35616-34010
248.....	197248	Race, AB60E/F Intern Shaft To Rear Planet (.030" Thick)(1.574" OD)(.835" ID).....	1	TBA
248-1	197248-1	Bearing, AB60E/F Intern Shaft To Rear Planet (.149" Thick)(1.735" OD)(.913" ID).....	1	TBA
249.....	197249	Washer, AB60E/F #3 Sprag To B-1 Clutch Hub (.059" Thick)(5.154" OD)(4.437" ID)(4 Tab)(Plastic).....	1	35737-34010
250.....	197250	Bearing W/Race, AB60E/F Rear Planet To Case (.129" Thick)(2.484" OD)(1.725" ID).....	1	35779-0C020
251.....	197251	Race, AB60E/F Rear Planet To Case (Cupped)(2.650" OD)(1.862" ID).....	1	90374-A0017
252.....	197252	Needle Bearing, AB60E/F Rear Ring Gear Support (.475" Thick)(1.628" OD)(Cast# DB 78340).....	2	TBA
253.....	197253	Race, AB60E/F Rear Planet Ring Gear Hub To Intern Shaft (.030" Thick)(2.247" OD)(1.558" ID).....	1	35777-0C020
254.....	197254	Bearing, AB60E/F Rear Planet Ring Gear Hub To Intern Shaft (.176" Thick)(2.244" OD)(1.435" ID).....	1	90374-A0019
255.....	197255	Race, AB60E/F Rear Planet Ring Gear Hub To Intern Shaft (.119" Thick)(2.241" OD)(1.441" ID).....	1	35778-0C020
262.....	197262	Caged Needle Bearing, AB60E/F Case (Rear)(.373" Thick)(1.885" OD)(Cast # DB 76483).....	1	TBA
263.....	197263	Race, AB60E (2WD) Case (Rear) To Output Shaft Snap Ring (.031" Thick)(2.248" OD)(1.603" ID).....	1	35789-0C310
264.....	197264	Bearing, AB60E (2WD) Case (Rear) To Output Shaft Snap Ring (.137" Thick)(2.275" OD)(1.588" ID).....	1	90374-A0022
265.....	197265	Race, AB60E (2WD) Case (Rear) To Output Shaft Snap Ring (.151" Thick)(2.241" OD)(1.585" ID).....	1	35789-0C320
265.....	197265A	Race, AB60E (2WD) Case (Rear) To Output Shaft Snap Ring (.153" Thick)(2.241" OD)(1.585" ID).....	1	35789-0C370
265.....	197265B	Race, AB60E (2WD) Case (Rear) To Output Shaft Snap Ring (.155" Thick)(2.241" OD)(1.585" ID).....	1	35789-0C330
265.....	197265C	Race, AB60E (2WD) Case (Rear) To Output Shaft Snap Ring (.157" Thick)(2.241" OD)(1.585" ID).....	1	35789-0C380
265.....	197265D	Race, AB60E (2WD) Case (Rear) To Output Shaft Snap Ring (.159" Thick)(2.241" OD)(1.585" ID).....	1	35789-0C340
265.....	197265E	Race, AB60E (2WD) Case (Rear) To Output Shaft Snap Ring (.161" Thick)(2.241" OD)(1.585" ID).....	1	35789-0C390
265.....	197265F	Race, AB60E (2WD) Case (Rear) To Output Shaft Snap Ring (.163" Thick)(2.241" OD)(1.585" ID).....	1	35789-0C350
265.....	197265G	Race, AB60E (2WD) Case (Rear) To Output Shaft Snap Ring (.165" Thick)(2.241" OD)(1.585" ID).....	1	35789-0C400
265.....	197265H	Race, AB60E (2WD) Case (Rear) To Output Shaft Snap Ring (.167" Thick)(2.241" OD)(1.585" ID).....	1	35789-0C360
265.....	197265J	Race, AB60E (2WD) Case (Rear) To Output Shaft Snap Ring (.169" Thick)(2.241" OD)(1.585" ID).....	1	35789-0C410
265.....	197265K	Race, AB60E (2WD) Case (Rear) To Output Shaft Snap Ring (.171" Thick)(2.241" OD)(1.585" ID).....	1	35789-0C420
265.....	197265L	Race, AB60E (2WD) Case (Rear) To Output Shaft Snap Ring (.173" Thick)(2.241" OD)(1.585" ID).....	1	35789-0C430
283.....	197283	Washer, AB60E/F Coast Clutch Hub To # 4 Sprag (.059" Thick)(3.813" OD)(5 Inner Tabs).....	1	35613-50010

GASKETS & RUBBER COMPONENTS

300.....	197500	Gasket, AB60E/F, Bottom Pan, 2007-Up.....	1	35168-34010
310.....	197310	O-Ring, AB60E/F, Pump (Large) 2007-Up.....	1	90301-99178
311.....	197311	O-Ring, AB60E/F, Pump (Small) 2007-Up.....	1	90301-99175

TECHNICAL MANUALS

400.....	TMAB60E	Tech Manual, AB60E/F, 2007-Up.....	1	TBA
----------	---------	------------------------------------	---	-----

ELECTRICAL COMPONENTS

410.....	197410	Neutral Safety Switch, AB60E/F (7 Prong Connector) 2007-Up.....	1	84540-0C010
421.....	127926A	Solenoid, AB60E/F (S-1) (1 Prong Black Connector)(Cast #7L14)(1-Bolt Bracket).....	1	35240-50030
422.....	127927A	Solenoid, AB60E/F (S-2) (1 Prong Green Connector)(Cast #7L19)(1 Bolt Bracket).....	1	35240-50050
423.....	127926A	Solenoid, AB60E/F (S-3) (1 Prong Black Connector)(Cast #7L14)(1-Bolt Bracket).....	1	35240-50030
425.....	197425	Linear Solenoid, AB60E/F (SLU) L/Up (2 Prong Blue Conn)(Cast # 9CR7L 03550)(3 1/4" Overall Length).....	1	35290-34010
426.....	127929A	Solenoid, AB60E/F (S-4) (1 Prong Green Conn)(Cast #7L14)(1 Bolt Bracket).....	1	35240-50040
428.....	197425	Linear Solenoid, AB60E/F (SLT) Line Pressure (2 Prong Grey Conn)(# 8CS7M 34686)(3 3/4" Long).....	1	35290-34010
436.....	197436	Sensor, AB60E/F Output Speed (1 Bolt)(2 Blade Connector) 2007-Up.....	1	89413-0C020
438.....	197436	Sensor, AB60E/F Input Speed (1 Bolt)(2 Blade Connector) 2007-Up.....	1	89413-0C020
440.....	127925A	Solenoid, AB60E/F (S-R) (1 Prong Blue Conn)(Cast #DF17EW)(1 Bolt Bracket).....	1	35240-50060
446.....	197446	Connector W/ Harness, AB60E/F Internal, 1/07-11/07.....	1	82125-34020
446.....	197446A	Connector W/ Harness, AB60E/F Internal, 12/07-Up.....	1	82125-34020
446-1	197446-1	Wire Harness, AB60E/F Internal (2-Wire Case Conn)(1-Two Wire Conn).....	1	TBA
450.....	127930	Linear Solenoid, AB60E/F (SL-1) (2-Prong Black Conn)(Cast #0140 NJ199)(3" Overall Length).....	1	35210-50010
453.....	127930	Linear Solenoid, AB60E/F (SL-1) (2-Prong Black Conn)(Cast #0140 NJ199)(3" Overall Length).....	1	35210-50010

PUMPS & PUMP COMPONENTS

500.....	197912	Pump Assembly AB60E/F, 2007-Up.....	1	TBA
510.....	197510	Pump Body W/Gears, (Cast # 8.02.02.0314) 2007-Up.....	1	35301-0C030
520.....	197520	Stator, AB60E/F (Aluminum)(Cast # T1) 2007-Up.....	1	35370-0C020
530.....	197530	Pump Gear Set, AB60E/F (.461" Thick)(9 Lobes On Inner Gear)(10 Lobes On Outer Gear).....	1	TBA

DRUMS, CLUTCH PISTON KITS & HUBS

545.....	197545	Housing, AB60E/F B-2 Clutch Piston (Steel)(.694" Thick)(6 9/16" OD)(5.070" ID) 2007-Up.....	1	35699-34010
547.....	197547	Housing, AB60E/F B-1 Clutch Piston (Steel)(.720" Thick)(7 1/4" OD)(6 1/8" ID) 2007-Up.....	1	35698-34020
549.....	197549	Apply Ring, AB60E/F Reverse Clutch (.379" Thick)(7 5/8" OD)(6 1/4" ID)(Alum) 2007-Up.....	1	35659-34010

ILL#	Part#		QTY	REF#
554.....	197554	Drum W/Shaft, AB60E/F Forward Clu(11 1/4" Tall)(24 Slots)(4-Ring Input Shaft) 2007-Up.....	1.....	35710-0C010
555.....	197555	Drum, AB60E/F Direct Clutch (5 Clutch)(Steel)(4.692" Overall Length) 2007-Up.....	1.....	35601-0C030
559.....	197559	Drum / Piston, AB60E/F Coast Clu Drum / Forward Clu Piston (Bonded) 2007-Up.....	1.....	35602-34010
560.....	197560	Piston Kit, AB60E/F B-2 Clutch (Alum Piston) 2007-Up.....	1.....	TBA
562.....	197562	Piston Kit, AB60E/F 2nd Brake Clutch 2007-Up.....	1.....	TBA
564.....	197564	Piston Kit, AB60E/F Coast Clutch 2007-Up.....	1.....	TBA
565.....	197565	Piston Kit, AB60E/F Direct Clutch 2007-Up.....	1.....	TBA
566.....	197566	Piston Kit, AB60E/F Reverse Clutch 2007-Up.....	1.....	TBA
567.....	197567	Piston Kit, AB60E/F Low/Reverse Clutch (Piston Cast # 313019) 2007-Up.....	1.....	TBA
569.....	197569	Piston Kit, AB60E/F B-1 Clutch (Alum Piston) 2007-Up.....	1.....	TBA
571.....	197571	Hub, AB60E/F Coast Clutch W/Inner Sprag Race (36 Teeth Hub) 2007-Up.....	1.....	35064-0C020
575.....	197575	Hub, AB60E/F Direct Clutch (7-3/8" Long)(36T Clutch Hub)(6 3/8" OD) 2007-Up.....	1.....	35061-0C030
576.....	197576	Hub, AB60E/F Reverse Clutch (5-1/4" Long)(40T Hub) 2007-Up.....	1.....	35049-0C030
579.....	197579	Hub, AB60E/F B-1 Clutch (W/#3 Sprag Inner Race)(40T Clutch Hub) 2007-Up.....	1.....	35707-0C030

PLANETS, RING GEARS, RING GEAR HUBS & SUN GEARS

580.....	197580	Planet, AB60E/F Center (4 Gear) (Uses A 30T Sun Gear) 2007-Up.....	1.....	35750-34010
582.....	197582	Planet, AB60E/F Front (8 Gear) (Uses A 42T Sun Gear) 2007-Up.....	1.....	35720-34020
584.....	197584	Planet, AB60E (2WD) Rear W/Output Shaft (11 3/4" Overall Length)(4-Gear) 2007-Up.....	1.....	35760-0C070
590.....	197590	Ring Gear, AB60E/F Center Planet (70 Teeth)(16 Front Lugs) 2007-Up.....	1.....	35763-34020
592.....	197592	Ring Gear, AB60E/F Front Planet (90 Teeth)(16 Rear Lugs)(6" OD) 2007-Up.....	1.....	35743-34010
594.....	197594	Ring Gear, AB60E/F Rear Planet (70 Teeth)(57T Clutch Hub)(1.763" Thick)(5.603" OD) 2007-Up.....	1.....	35761-0C020
602.....	197602	Hub, AB60E/F Center Planet Ring Gear (4.683" OD) 2007-Up.....	1.....	35076-34010
604.....	197604	Hub, AB60E/F Rear Planet Ring Gear (4.952" OD) 2007-Up.....	1.....	35077-0C030
610.....	197610	Sun Gear, AB60E/F Center Planet (30 Teeth)(.964" Thick)(1.986" OD) 2007-Up.....	1.....	35719-34010
612.....	197612	Sun Gear, AB60E/F Front Planet (42 Teeth)(1.096" Thick)(2.670" OD) 2007-Up.....	1.....	35714-34010
632.....	197632	Housing, AB60E/F 2nd Brake Clu Piston (Alum)(8" OD)(20 Outer Lugs)(24 Inner Lugs) 2007-Up.....	1.....	35664-34020

SPRAGS

640.....	197640	Sprag Assembly, AB60E/F #4 (28 Elements) 2007-Up.....	1.....	34360-0C020
642.....	197642	Sprag Assembly, AB60E/F #2 (25 Elements) 2007-Up.....	1.....	35780-0C030
644.....	197644	Sprag Assembly, AB60E/F #3 (30 Elements) 2007-Up.....	1.....	35780-0C030
648.....	197648	Sprag Assembly, AB60E/F Low/Rev (33 Elements)(Does Not Include The Inner Race) 2007-Up.....	1.....	35770-0C030
668.....	197668	Inner Race, AB60E/F Low/Reverse Sprag (1.154" Thick)(3.530" OD) 2007-Up.....	1.....	35795-34030

SHAFTS

674.....	197674	Shaft, AB60E/F Intermediate W/Sun Gear (12" Long)(W/30T Sun Gear) 2007-Up.....	1.....	35713-0C020
698.....	197698	Oil Slinger, AB60E (2WD) In Extension Hsg (2.570" OD)(1.646" ID)(Steel) 2007-Up.....	1.....	TBA

VALVE BODIES

740.....	197740	Valve Body, AB60E/F (W/9 Solenoids)(Main Separator Plate Stamp # L01) 2007-Up.....	1.....	35410-0C040
----------	--------	--	--------	-------------

HOUSINGS, CASES & PANS

750.....	197750	Bell Housing, AB60E/F (5.7L)(5 1/8" Top Bolts)(Starter At 9:00)(Cast # UC) 2007-Up.....	1.....	35111-0C050
760.....	197760	Case, AB60E/F (Cast # 89020 2) 2007-Up.....	1.....	35104-0C030
765.....	197765	Pan, AB60E 2WD (Bottom)(12 Bolts)(3 1/2" Deep On Deep End) 2007-Up.....	1.....	35106-0C030
770.....	197770	Extension Housing, AB60E (2WD)(7 3/8" Long)(Cast # 345181-89030) 2007-Up.....	1.....	35180-0C040
770-1.....	197770-1	Dust Cover, AB60E (2WD) Rear Seal (Tin)(2.604" Thick)(4.740" OD) 2007-Up.....	1.....	TBA
776.....	197776	Bolt, AB60E/F Bell Housing To Case (14 Pieces) 2007-Up.....	14.....	TBA
777.....	197777	Bolt, AB60E/F Pump To Case (10 Pieces) 2007-Up.....	10.....	TBA
779.....	197779	Bolt, AB60E/F Bottom Pan (12 Pieces) 2007-Up.....	12.....	TBA
781.....	197781	Bolt, AB60E (2WD) Extension Housing To Case (10 Pieces) 2007-Up.....	10.....	TBA
854.....	197854	Cushion, AB60E Reverse Clutch (.072") (24 Teeth)(6 3/8" ID) 2007-Up.....	1.....	35672-34040

SNAP RINGS

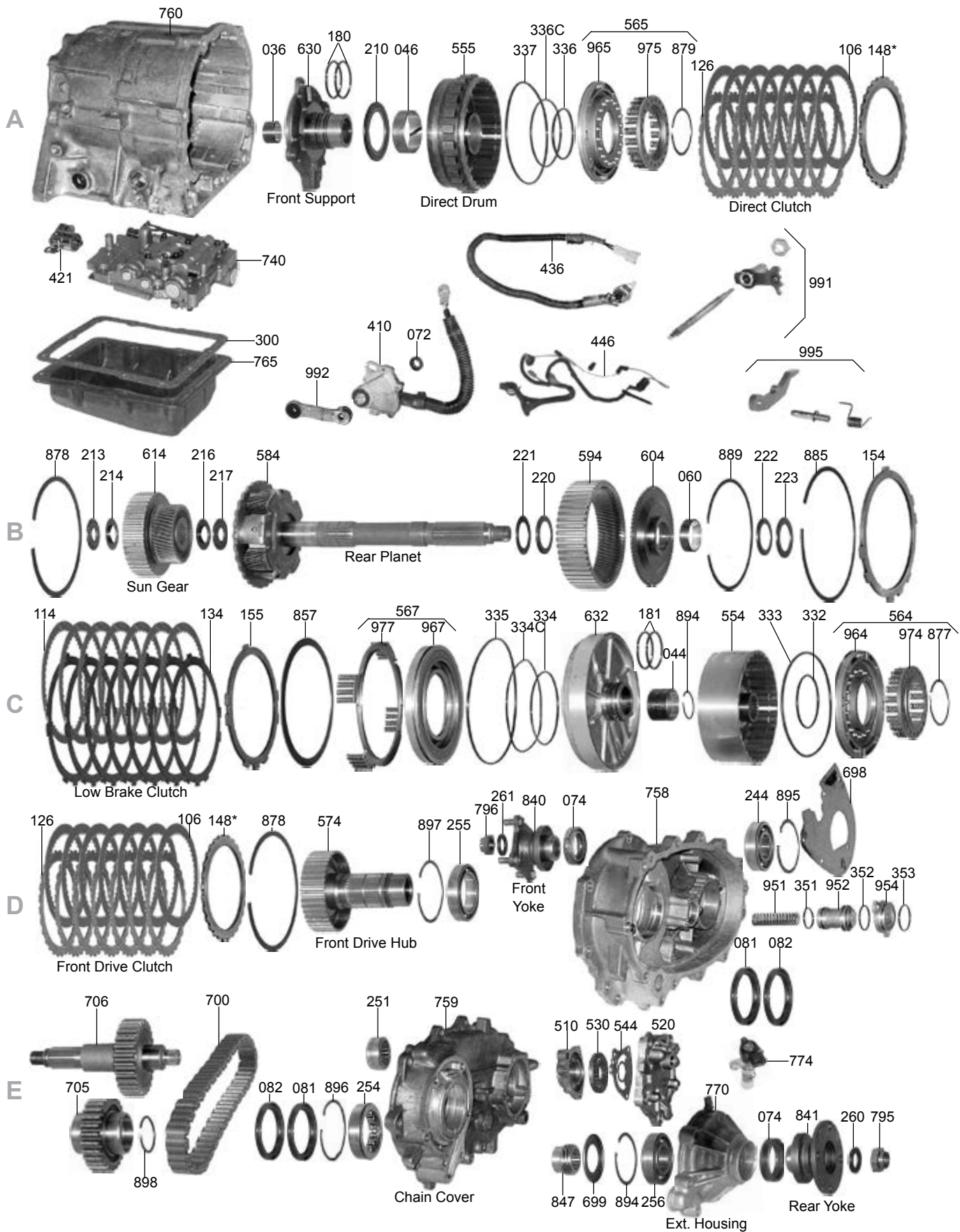
861.....	197861	Snap Ring, AB60E/F Holds B-2 Clutch Press Plate In (.063" Thick)(6 15/16" OD) 2007-Up.....	1.....	90520-99132
864.....	197864	Snap Ring, AB60E/F Holds Coast Clutch Press Plate In Drum (.063" Thick)(5.123" OD) 2007-Up.....	1.....	90520-99141
868.....	197868	Snap Ring, AB60E/F Holds Center Plt Ring Gear To Front Plt Ring Gear (.055" Thk, 6.017" OD).....	1.....	90520-99140
871.....	197871	Snap Ring, AB60E/F Holds B-1 Clutch Return Spring In (.054" Thick)(8 3/4" OD) 2007-Up.....	1.....	90520-99133
872.....	197872	Snap Ring, AB60E/F Holds 2nd Brake Clutch Press Plate In (.118" Thk)(8" OD) 2007-Up.....	1.....	90520-99130
873.....	197873	Snap Ring, AB60E/F Holds 2nd Brake Apply Plate In (.055" Thk)(7 3/4" OD) 2007-Up.....	1.....	TBA
876.....	197876	Snap Ring, AB60E/F Holds Forward Clu Press Plate In Drum (.062" Thk)(5.332" OD) 2007-Up.....	1.....	90520-99129
877.....	197877	Snap Ring, AB60E/F Holds Coast Clu Spring Retainer In Drum (.055" Thk)(1.737" OD) 2007-Up.....	1.....	TBA
878.....	197878	Snap Ring, AB60E/F Holds Direct Clutch Press Plate In Drum (.087" Thk)(7 1/2" OD) 2007-Up.....	2.....	90520-99135
879.....	197879	Snap Ring, AB60E/F Holds Direct Clu Spring Retainer In (.046" Thk)(3.060" OD) 2007-Up.....	1.....	90520-68006
882.....	197882	Snap Ring, AB60E/F Holds Hub # 602 To Center Planet Ring Gear (.055" Thk)(5.043" OD) 2007-Up.....	1.....	90520-99139
883.....	197883	Snap Ring, AB60E/F Holds 2nd Brake Piston Hsg In Case (.118" Thk)(8 1/4" OD, W/2 Eyelets).....	1.....	90521-99138
884.....	197884	Snap Ring, AB60E/F Holds Low/Rev Clu Return Spring In (.031" Thk)(2.731" OD) 2007-Up.....	1.....	90520-61001

AB60E

ILL#	Part#		QTY	REF#
890.....	197890	Snap Ring, AB60E/F Holds Low/Rev Sprag Outer Race In Case (.116" Thk)(7 1/4" OD, W/2 Eyelets).....	1	90521-99130
891.....	197891	Snap Ring, AB60E/F Holds Reverse Clutch Apply Ring In (.081" Thk)(8" OD) 2007-Up	1	90520-99134
893.....	197893	Snap Ring, AB60E/F Holds Reverse Clutch Spring Retainer In (.047" Thk)(3.375" OD) 2007-Up.....	1	90520-79001
897.....	197897	Snap Ring, AB60E (2WD) Output Shaft (Rear)(.120" Thk)(1.772" OD) 2007-Up.....	1	90520-38021
ACCUMULATORS, PISTONS & MISCELLANEOUS				
925.....	197925	Accumulator Assy, AB60E/F C1 (.983" OD Piston)(Piston & 2 Springs) 2007-Up.....	1	TBA
935.....	197935	Accumulator Assy, AB60E/F C-2 (1.333" OD Piston)(Cast # C2)(Piston & 2 Springs) 2007-Up	1	TBA
945.....	197945	Accumulator Assy, AB60E/F C-3 (1.552" OD Piston)(Cast # B-C3)(Piston & 2 Springs) 2007-Up.....	1	TBA
950.....	197950	Accumulator Assy, AB60E/F B-3 (1.552" OD Piston)(Cast # B-B3)(Piston & 2 Springs) 2007-Up.....	1	TBA
957.....	197957	Retainer, AB60E/F Reverse Clutch Spring (Alum)(6 1/2" OD)(3.340" ID) 2007-Up	1	35688-34010
960.....	197960	Piston, AB60E/F B-2 Clutch (Alum) (.414" Thick)(6 7/16" OD)(5.244" ID) 2007-Up.....	1	35622-34010
962.....	197962	Piston, AB60E/F 2nd Brake Clutch (Alum)(1.143" Thick)(7 1/4" OD) 2007-Up	1	35624-34010
964.....	197964	Piston, AB60E/F Coast Clutch (Bonded)(5-Clu)(6 Outer Tabs) 2007-Up	1	35621-0C020
965.....	197965	Piston, AB60E/F Direct Clutch (Alum)(W/4 Outer Lugs)(Cast #313023) 2007-Up	1	35652-34010
966.....	197966	Piston, AB60E/F Reverse Clutch (Steel) (4.866" Overall Height) 2007-Up	1	35048-0C030
967.....	197967	Piston, AB60E/F Low/Reverse Clutch (Alum)(Cast # 313019) 2007-Up	1	35623-34010
969.....	197969	Piston, AB60E/F B-1 Clutch (Alum) (1.420" Thick)(6 1/4" ID) 2007-Up	1	35621-34020
970.....	197970	Spring/Retainer, AB60E/F B-1 Clutch Return (12 Springs)(5.525" ID) 2007-Up	1	35045-0C020
972.....	197972	Spring/Retainer, AB60E/F 2nd Brake Clutch Return (36 Springs)(7 1/4" OD) 2007-Up.....	1	35046-0C030
974.....	197974	Spring/Retainer, AB60E/F Coast Clutch Return (18 Springs)(3.467" OD)(2.100" ID) 2007-Up.....	1	35603-0C030
975.....	197975	Spring/Retainer, AB60E/F Direct Clutch Return (30 Springs)(5.270" OD)(4.304" ID) 2007-Up.....	1	34604-0C030
976.....	197976	Spring/Retainer, AB60E/F Reverse Clutch Return (34 Springs)(5.715" OD)(4.750" ID) 2007-Up.....	1	35047-0C030
977.....	197977	Spring/Retainer, AB60E/F Low/Rev Clutch Return (20 Springs)(4.173" OD)(2.592" ID) 2007-Up.....	1	35068-0C020
979.....	197979	Spring/Retainer, AB60E/F B-1 Clutch Return (16 Springs)(7 3/8" OD) 2007-Up.....	1	35608-0C020
984.....	197984	Piston/Retainer, AB60E/F Coast Clutch Spring (Alum)(18 Spring Pockets) 2007-Up	1	35668-34010
985.....	197985	Piston/Retainer, AB60E/F (C2) Direct Clu Spring (Bonded)(5.745" OD)(4.304" ID) 2007-Up.....	1	35669-0C020
992.....	197992	Shift Lever, AB60E (2WD)(Cast # 35572 34010) 2007-Up.....	1	TBA
994.....	197994	Park Rod Actuator, AB60E/F (11" Long) 2007-Up	1	TBA
995.....	197995	Park Pawl Assembly, AB60E/F (Contains: 4 Pieces) 2007-Up	1	TBA

Notes

R150F (TRANSFER CASE)



A340, A341, A343, AW4, R150F

ILL#	Part#		QTY	REF#
OVERHAUL KITS				
NI	K97900D	Overhaul Kit, A340/E/F/H, A343F, Cressida '87-92 Supra (Non-Turbo) 1986-88, Supra (Turbo) 1986-88, Truck 1985-88, 4-Runner 1985-88, Truck '89-91, 4-Runner '89-91, T-100 1995-96(4-Cyl) 2 & 4WD, Truck '92-94, 4-Runner '92-95, T-100 '93-94, 4-Runner 1996-7/00, Tacoma 1995-7/2000 (6 cylinder 2&4 WD), T-100 1995-8/98 (6 Cyl), Landcruiser 1995-98, Trooper II 7/87-91 (4-Cyl), Lexus LX450 1996-97, LX470 1998	1	N/A
NI	K97900DL	Overhaul Kit, A340/E/F/H, A343F, 4-Runner 8/00-02, Tacoma 8/00-03, Land Cruiser 1999-03, Tundra 2/99-03, Sequoia 9/00-03, Kia Sorento LX 2003-04, Lexus LX470 1999-02	1	N/A
NI	K97900J	Overhaul Kit, Jeep, A340E/H, AW4, 30-40LE, 30-80LE, Comanche '91-93, Cherokee '87-01, Grand Cherokee '92, Pick-up '87-93, Wagoneer '87-90, Briarwood 6 Cyl. 1991-93	1	N/A
NI	K97900L	Overhaul Kit, A340E/A341E/A350E/AW30-40LE, Toyota Supra (Non-Turbo & Turbo) 1899-8/98, Lexus, SC300 8/91-7/00, GS300 5/93-97, SC400 4/91-9/97, GS300 1/93-5/93, LS 400 5/89-7/97, Volvo 940 (2.9L), 960 (2.9L) '91-97, S-90 '98 - 00	1	N/A
NI	K97900M	Overhaul Kit, A340E/H, V4AW3 (Trans Only) Mitsubishi Montero 1994-00	1	N/A
NI	K97900P	Overhaul Kit, A340E/F, Toyota Previa Super Charged 1994-96	1	N/A
NI	K97900PA	Overhaul Kit, (4WD Section Only) A340E/F, Toyota Previa Super Charged 1994-96	1	N/A
NI	K97900A	Overhaul Kit, Transfer Case Only, 4-Runner 1996-02, T-100 1993-8/98, Tacoma 1995-03, Tundra 2/99 - 03, Sequoia 9/00 - 03	1	N/A
NI	K97900T	Overhaul Kit, Transfer Case Only, Truck 1985-94, 4-Runner 1985-95 (6-Cyl), Trooper II 7/87-91 (4 Cyl.)	1	N/A
NI	K97900T4	Overhaul Kit, Transfer Case Only, 4-Runner 1989-94 (4 Cyl)	1	N/A
MASTER L/STEEL KITS				
NI	DK9700DS	Master L/Steels Kit, A340/E 4 speed 2WD, Cressida '87-92 Supra (Non-Turbo) 1986-88	1	N/A
NI	DK9700DTS	Master L/Steels Kit, A340E 4 speed 2WD, Supra (Turbo) 1986-88	1	N/A
NI	DK9700ES	Master L/Steels Kit, A343F, Landcruiser 1995-98, Lexus LX450 1996-97, LX470 1998	1	N/A
NI	DK9700ELS	Master L/Steels Kit, A340E/F, A343F, Toyota Land Cruiser 1999-03, Tundra 2/99-03, Sequoia 9/00-03, Lexus LX470 1999-02, Kia Sorento LX 2003-04	1	N/A
NI	DK9700FS	Master L/Steels Kit, A340, Truck 1985-88, 4-Runner 1985-88	1	N/A
NI	DK9700NS	Master L/Steels Kit, A340E/H, Truck '89-91, 4-Runner '89-91, T-100 '95-96 (4 Cyl) 2 & 4WD, Truck '92-94, 4-Runner '92-95, T-100 '93-94, Trooper II 7/87-91 (4 Cyl.)	1	N/A
NI	DK9700HS	Master L/Steels Kit, A340E/F, 4-Runner 1996-7/00, Tacoma 1995-7/00 (6 cylinder 2&4 WD)	1	N/A
NI	DK9700HLS	Master L/Steels Kit, A340E/F, 4-Runner 8/00-02, Tacoma 8/00-03	1	N/A
NI	DK9700JS	Master L/Steels Kit, Jeep, A340E/H, AW4, 30-40LE, 30-80LE, Comanche '91-93, Cherokee 1987-01, Grand Cherokee '92, Pick-up '87-93, Wagoneer '87-90, Briarwood 6 Cyl. 1991-93	1	N/A
NI	DK9700KS	Master L/Steels Kit, A340E, Supra (Non-Turbo) 1989-8/98	1	N/A
NI	DK9700WS	Master L/Steels Kit, A340E, Supra (Turbo) 1989-8/98	1	N/A
NI	DK9700LS	Master L/Steels Kit, A340E/A350E, Lexus SC300 8/91-7/00, GS300 5/93-97	1	N/A
NI	DK9700MS	Master L/Steels Kit, A340E/H, V4AW3 (Trans Only) Mitsubishi Montero 1994-00	1	N/A
NI	DK9700PS	Master L/Steels Kit, A340E/F, Toyota Previa Super Charged 1994-96	1	N/A
NI	DK9700QS	Master L/Steels Kit, A340E/A341E/AW30-43LE (A340E), Lexus SC400 4/91-9/97, GS300 1/93-5/93, LS400 5/89-7/97, Volvo 940 (2.9L), 960 (2.9L) '91-97, S-90 '98 - 00	1	N/A
NI	DK9700RS	Master L/Steels Kit, A340E/F, Toyota T-100 1995-96 (6 Cyl)	1	N/A
NI	DK9700RLS	Master L/Steels Kit, A340E/F, Toyota T-100 1997-8/98 (6 Cyl)	1	N/A
NI	DK9700TS	Master L/Steels Kit, Transfer Case Only, Truck 1985-94, 4-Runner 1985-95 (6-Cyl), Trooper II 7/87-91 (4 Cyl.)	1	N/A
MASTER W/STEELS KITS				
NI	DK9700D	Master W/Steels Kit, A340/E 4 speed 2WD, Cressida '87-92 Supra (Non-Turbo) 1986-88	1	N/A
NI	DK9700DT	Master W/Steels Kit, A340E 4 speed 2WD, Supra (Turbo) 1986-88	1	N/A
NI	DK9700E	Master W/Steels Kit, A343F, Landcruiser 1995-98, Lexus LX450 1996-97, LX470 1998	1	N/A
NI	DK9700EL	Master W/Steels Kit, A340E/F, A343F, Toyota Land Cruiser 1999-03, Tundra 2/99-03, Sequoia 9/00-03, Lexus LX470 1999-02, Kia Sorento LX 2003-04	1	N/A
NI	DK9700F	Master W/Steels Kit, A340, Truck 1985-88, 4-Runner 1985-88	1	N/A
NI	DK9700N	Master W/Steels Kit, A340E/H, Truck '89-91, 4-Runner '89-91, T-100 '95-96 (4 Cyl) 2 & 4WD, Trooper II 7/87-91 (4 Cyl.)	1	N/A
NI	DK9700G	Master W/Steels Kit, A340E/H, Truck '92-94, 4-Runner '92-95, T-100 '93-94	1	N/A
NI	DK9700H	Master W/Steels Kit, A340E/F, 4-Runner 1996-7/00, Tacoma 1995-7/00 (6 cylinder 2&4 WD)	1	N/A
NI	DK9700HL	Master W/Steels Kit, A340E/F, 4-Runner 8/00-02, Tacoma 8/00-03	1	N/A
NI	DK9700J	Master W/Steels Kit, Jeep, A340E/H, AW4, 30-40LE, 30-80LE, Comanche '91-93, Cherokee 1987-01, Grand Cherokee '92, Pick-up '87-93, Wagoneer '87-90, Briarwood 6 Cyl. 1991-93	1	N/A
NI	DK9700K	Master W/Steels Kit, A340E, Supra (Non-Turbo) 1989-8/98	1	N/A
NI	DK9700W	Master W/Steels Kit, A340E, Supra (Turbo) 1989-8/98	1	N/A
NI	DK9700L	Master W/Steels Kit, A340E/A350E, Lexus SC300 8/91-7/00, GS300 5/93-97	1	N/A
NI	DK9700M	Master W/Steels Kit, A340E/H, V4AW3 (Trans Only) Mitsubishi Montero 1994-00	1	N/A
NI	DK9700P	Master W/Steels Kit, A340E/F, Toyota Previa Super Charged 1994-96	1	N/A
NI	DK9700Q	Master W/Steels Kit, A340E/A341E/AW30-43LE (A340E), Lexus SC400 4/91-9/97, GS300 1/93-5/93, LS400 5/89-7/97, Volvo 940 (2.9L), 960 (2.9L) '91-97, S-90 '98 - 00	1	N/A

A340, A341, A343, AW4, R150F

ILL#	Part#		QTY	REF#
NI.....	DK9700R.....	Master W/Steels Kit, A340E/F, Toyota T-100 1995-96 (6 Cyl)	1	N/A
NI.....	DK9700RL.....	Master W/Steels Kit, A340E/F, Toyota T-100 1997-8/98 (6 Cyl)	1	N/A
NI.....	DK9700T	Master W/Steels Kit, Transfer Case Only, Truck 1985-94, 4-Runner 1985-95 (6-Cyl),	1	N/A
		Trooper II 7/87-91 (4 Cyl.)		

FILTERS

010.....	97710	Filter, A340E 2WD All (3 Bolt) 1985-Up.....	1	35330-30011
010.....	97711	Filter, A340F/A340H 4x4 4WD Except Jeep; Isuzu Pickup (4"x12" Rect.), 1985-Up.....	1	35303-35010
010.....	97712	Filter, A340H, Jeep 4WD (AW4) (9 3/4"x5") 1991-Up.....	1	89835-04032
010.....	97711L.....	Filter, A341E 2WD LS 400, SC400, '93 GS300, Supra, Volvo 960/S-90/V-90 1993-00	1	35330-50010
010.....	97715	Filter, Tacoma (00-up), 6 Cyl. Tundra (01-up).....	1	35330-30020
010.....	97715A.....	Filter, Tacoma (02-04).....	1	35303-35020
010.....	97714	Filter, A340F-4WD T100 & some 4WD Tacoma (Oval Pick-Up On Corner Is 3/8" Tall) 1995-Up	1	35330-22010
010.....	97714A.....	Filter, A340F, 4WD 4 Runner, Oval Pick-Up Is In Center 1995-Up	1	35330-35020
010.....	97718	Filter, A343F, 4WD Lexus LX450, Tacoma, etc.(Oval Pick-Up On Corner Is 3/4" Tall) 1995-Up	1	35330-60020
010.....	97718A.....	Filter, A340E/F, A343 Lexus LX470, '01 Sequoia, Landcruiser, 98-up, V-8 Tundra, 1998-Up	1	35330-60030
010.....	97718B.....	Filter, A341E Hi-Ace 2002-Up.....	1	35330-30060
010.....	97719	Filter, A350E (Lexus 5 Speed 3.0L)(3 Bolt) 1996-Up	1	35330-30040

BANDS

022.....	97700	Band, A340/A341 1985-Up.....	1	35810-30020
----------	-------------	------------------------------	---------	-------------

BUSHINGS

030.....	K97000.....	Bushing Kit, A340 1985-Up	1	TBA
030.....	K97000T.....	Bushing Kit, R150F Transfer Case Only, 1985-Up	1	TBA
034.....	67001	Bushing, A340 Front Pump 1985-Up.....	1	TBA
036.....	67002A.....	Bushing, A340 Stator Support (Front) 1985-Up.....	1	TBA
037.....	97002	Bushing, A340 Stator Support (Rear) 1985-Up	1	TBA
042.....	97011	Bushing, A340 Overdrive Planet (Rear)	1	TBA
046.....	97010	Bushing, A340 Direct Drum	1	TBA
NI.....	97010T	Bushing, R150 Transfer Case, Direct Drum	1	TBA
050.....	97008	Bushing, A340 Front Planet Ring Gear 1985-Up.....	1	TBA
052.....	97005	Bushing, A340 Forward Sun Gear (Front) 1985-Up	1	TBA
052.....	97006	Bushing, A340 Forward Sun Gear (Rear) 1985-Up.....	1	TBA
064.....	12502	Bushing, A340 Case 1985-Up	1	TBA
066.....	97003	Bushing, A340 Extension Hsg (1.575" ID) (40mm Yoke) 1985-Up	1	TBA
066.....	19002J.....	Bushing, A340 Extension Hsg (1.378" ID) (35mm Yoke) 1985-Up	1	TBA
066.....	67006	Bushing, A340 Extension Hsg (1.496" ID) (38mm Yoke) 1985-Up	1	TBA
066.....	97003AA.....	Bushing, A340 Extension Hsg (44mm Yoke)	1	TBA

METAL CLAD SEALS

070.....	67550	Seal, A340 Front Pump, 1985-Up.....	1	90311-38020
072.....	78197	Seal, A340 Manual Control Shaft (2 In Trans, 1 In Transfer Case) 1985-Up.....	2-3	90311-12002
074.....	97161	Seal, A340 Ext Hsg 2WD, Toyota, 40mm Yoke (Except Supra, 86 Cressida, Lexus, Jeep & Montero)	1	90311-40001
074.....	97158	Seal, A340 Ext Hsg 2WD (Supra/Lexus/Volvo 1989-Up.....	1	90311-42024
074.....	48850	Seal, A340 Ext Hsg 2WD (Cressida) 1986	1	90311-38040
074.....	97160	Seal, A340 Ext Hsg 2WD (Jeep) 1987-Up.....	1	83504048
074.....	97159	Seal, A340 Adapter Hsg 4WD (Jeep) 1987-Up	1	83504055
074.....	47157	Seal, A340 Ext/Adapter Hsg (Montero) 1994-Up.....	1	MD609235
074.....	94152	Seal, A343 Adapter Hsg 4WD (Landcruiser) 1995-Up	1	90311-48016
078.....	89157	Seal, A340 Speed-O Sleeve (Except Montero)	1	90310-09001

FRICTIONS

100.....	97101	Friction, A340 Overdrive Brake Clutch (.081") 24 Teeth (6.50" OD)(High Energy) 1985-Up	3-5	34633-50010
100.....	97101HD.....	Friction, A340 Overdrive Brake Clutch (.081") 24 Teeth (6.50" OD) Hi-Performance 1985-Up	3-5	TBA
100.....	BP97101.....	Friction, A340 Overdrive Brake Clutch (.081") 24 Teeth (6.50" OD) (Ray Blue Plate) 1985-Up	3-5	R577350
102.....	97108	Friction, A340 Overdrive Direct Clutch (.083") 32 Teeth 1985-Up	2	35633-30040
104.....	97103A.....	Friction, A340 2nd Brake Clutch (.081") 32 Teeth 1985-Up.....	4-5	35667-50020
104.....	97103B.....	Friction, A340 2nd Brake Clutch (.080") (32 Teeth)(Hi-Energy)(Waved) 2000-Up.....	4-5	TBA
104.....	97103AHD.....	Friction, A340 2nd Brake Clutch (.081") 32 Teeth (Hi-Performance) 1985-Up	4-5	TBA
104.....	BP97103A.....	Friction, A340 2nd Brake Clutch (.081") 32 Teeth (Ray Blue Plate) 1985-Up	4-5	R577320
106.....	97103	Friction, A340 Direct Clutch (.083") 40 Teeth 1985-Up.....	4-5	35667-50030
106.....	97103K.....	Friction, A340 Direct Clutch (.079") 40 Teeth (5.20" OD).....	5	TBA
106.....	97103HD.....	Friction, A340 Direct Clutch (.068") 40 Teeth (Hi-Performance) 1985-Up	5	TBA
106.....	BP97103	Friction, A340 Direct Clutch (.068") 40 Teeth (Ray Blue Plate) 1985-Up.....	5	R577630
108.....	97107	Friction, A340 Forward Clutch (.067") 40 Teeth 1985-Up	6	35633-30040
108.....	97102	Friction, A340 Forward Clutch (.083") 40 Teeth 1985-Up	3-5	35677-30090
108.....	97102A.....	Friction, A340 Forward Clutch (.075") 40 Teeth (Lexus, Volvo) 1990-Up	6-7	35677-30150

A340, A341, A343, AW4, R150F

ILL#	Part#		QTY	REF#
108.....	97102B.....	Friction, A340 Forward Clutch (.079") 40 Teeth (Hi-Energy) 1995-Up.....	6-7.....	TBA
108.....	97107A.....	Friction, A340E/A340F Forward Clutch (.067") (40 Teeth) (Hi-Energy) (Waved) 2000-Up.....	6-7.....	TBA
114.....	97104.....	Friction, A340 Low 1st/Reverse Clutch (.067") 32 Teeth 1985-Up.....	6-7.....	35677-30110
NI.....	97105.....	Friction, A340H Transfer Case, Direct (C3) & Front Drive (C4) (.067") 44 Teeth 1985-Up.....	6.....	34653-35020
NI.....	97106.....	Friction, A340H Transfer Case, Low Speed Brake (B4) (.067") 53 Teeth 1985-Up.....	7.....	34683-35020
NI.....	97105.....	Friction, A340H Transfer Case, Front Drive (C4) (.067") 44 Teeth 1985-Up.....	6.....	34653-35020
119.....	K97F.....	Friction Module, Toyota A340E/H w/o Turbo 2.0mm (0.080") Fwd) 1985-Up.....	1.....	TBA
119.....	K97JF.....	Friction Module, A340E/F (Jeep) w/ 1.7mm (0.067") Fwd 1985-Up.....	1.....	TBA
119.....	K97QF.....	Friction Module, A340E Supra w/Turbo, AW30-43LE Lexus/Volvo 1993-Up.....	1.....	TBA
119.....	K97HF.....	Friction Module, A340F Tacoma w/ 6 Cyl HE Waved Fwd, 1995-Up.....	1.....	TBA
119.....	K97HAF.....	Friction Module, A340 Sequoia w/High Energy Waved Fwd, 2000-Up.....	1.....	TBA
119.....	K97-1.....	Friction Module, A340 (Stage 1) 1985-99.....	1.....	TBA
STEELS				
120.....	97100.....	Steel, A340 Overdrive Brake Clutch (.079") 6 Teeth 1985-Up.....	3-4.....	34634-30020
120.....	97100A.....	Steel, A340 Overdrive Brake Clutch (Volvo & T100) (.079") 1992-Up.....	3-4.....	34634-30021
122.....	97110.....	Steel, A340 Overdrive Direct Clutch (.078") 24 Teeth 1985-Up.....	1-2.....	34616-30010
122.....	97110A.....	Steel, A340 Overdrive Direct Clutch (.118") 24 Teeth 1985-Up.....	AR.....	34616-50010
122.....	97110B.....	Steel, A340 Overdrive Direct Clutch (.098") 24 Teeth 1992-Up.....	1.....	3549181-0
124.....	97113.....	Steel, A340 2nd Brake Clutch (.071") 16 Teeth 1985-Up.....	1.....	35647-30030
124.....	97123.....	Steel, A340 2nd Brake Clutch (.098") 16 Teeth 1985-Up.....	4.....	35647-30020
124.....	97143.....	Steel, A340 2nd Brake Clutch (.157") 1985-Up.....	AR.....	35647-050
126.....	97124.....	Steel, A340 Direct Clutch (.091") 1985-Up (Use 97124).....	1-4.....	35647-30011
122.....	97124.....	Steel, A340 Direct Clutch (.091") 6 Teeth, 1985-Up.....	1-4.....	35647-30011
126.....	97133.....	Steel, A340 Direct Clutch (.118") 6 Teeth 1985-Up.....	3-4.....	35647-14010
126.....	97127.....	Steel, A340 Direct Clutch (.091") 24 Teeth, 2000-Up.....	AR.....	35647-30040
126.....	89117.....	Steel, A340 Direct Clutch (Supra) (.071") 1993-Up.....	4.....	35634-30020
126.....	97127.....	Steel, A340 Direct Clutch (.091") 24 Teeth 2000-Up.....	4.....	TBA
128.....	97111.....	Steel, A340 Forward Clutch (.079") 8 Teeth 1985-Up.....	5.....	35634-30100
128.....	89102.....	Steel, A340 Forward Clutch (.071") 8 Teeth 1985-Up.....	6-7.....	35634-32010
128.....	97111A.....	Steel, A340 Forward Clutch (.091") 8 Teeth 1992-Up.....	5.....	35634-30110
134.....	97114.....	Steel, A340 Low/Reverse Clutch (.071") 15 Teeth 1985-Up.....	5-7.....	35648-30031
PRESSURE PLATES				
140.....	97130AA.....	Pressure Plate, A340 Overdrive Clutch (.122") (Top & Bottom) 1985-Up.....	1-2.....	TBA
140.....	97130.....	Pressure Plate, A340 Overdrive Clutch (.130) (Top & Bottom) 1985-Up.....	1-2.....	34625-30090
140.....	97130A.....	Pressure Plate, A340 Overdrive Clutch (.138") (Top & Bottom) 1985-Up.....	1-2.....	34625-30080
140.....	97130B.....	Pressure Plate, A340 Overdrive Clutch (.141") (Top & Bottom) 1985-Up.....	1-2.....	34625-30070
140.....	97130C.....	Pressure Plate, A340 Overdrive Clutch (.146") (Top & Bottom) 1985-Up.....	1-2.....	34625-30060
140.....	97130D.....	Pressure Plate, A340 Overdrive Clutch (.149") (Top & Bottom) 1985-Up.....	1-2.....	34625-30050
140.....	97130E.....	Pressure Plate, A340 Overdrive Clutch (.153") (Top & Bottom) 1985-Up.....	1-2.....	34625-30040
140.....	97130F.....	Pressure Plate, A340 Overdrive Clutch (.157") (Top & Bottom) 1985-Up.....	1-2.....	34625-30100
142.....	97131.....	Pressure Plate, A340 Overdrive Direct Clutch (.134") 24 Teeth (Stepped) 1985-Up.....	1.....	TBA
144.....	97128.....	Pressure Plate, A340 2nd Brake Clutch (.118") 16 Teeth.....	1.....	35676-30020
146.....	97125.....	Pressure Plate, A340 Direct Clutch (6 Teeth) Stepped.....	1.....	TBA
146.....	89716.....	Pressure Plate, A340 Direct Clutch (24 Teeth) Stepped.....	1.....	TBA
148.....	97125.....	Pressure Plate, A340 Forward Clutch (.133") 8 Teeth.....	1.....	35635-30040
148.....	97125A.....	Pressure Plate, A340 Forward Clutch (.141") 8 Teeth.....	1.....	TBA
148.....	97125AA.....	Pressure Plate, A340 Forward Clutch (.149") 8 Teeth.....	1.....	TBA
148.....	97125B.....	Pressure Plate, A340 Forward Clutch (.157") 8 Teeth.....	1.....	TBA
148.....	97125C.....	Pressure Plate, A340 Forward Clutch (.165") 8 Teeth.....	1.....	TBA
155.....	97129.....	Pressure Plate, A340 Low/Reverse Clutch (.157") 14 or 15 Teeth.....	1.....	TBA
155.....	97129A.....	Pressure Plate, A340 Low/Reverse Clutch (.165") 14 or 15 Teeth.....	1.....	35676-50060
155.....	97129B.....	Pressure Plate, A340 Low/Reverse Clutch (.173") 14 or 15 Teeth.....	1.....	35676-50050
155.....	97129C.....	Pressure Plate, A340 Low/Reverse Clutch (.181") 14 or 15 Teeth.....	1.....	35676-50040
155.....	97129D.....	Pressure Plate, A340 Low/Reverse Clutch (.189") 14 or 15 Teeth.....	1.....	TBA
155.....	97129E.....	Pressure Plate, A340 Low/Reverse Clutch (.197") 14 or 15 Teeth.....	1.....	TBA
VALVE BODY KITS				
165.....	K97908.....	Shift Kit, A340 / A341 / A343 / JEEP AW4, 1985-Up (Transgo).....	1.....	SK340
169.....	340-HD2.....	Reprogramming Kit, A340 / A341 / A343 / JEEP AW4, 1985-Up (Transgo).....	1.....	340-HD2
SEALING RINGS				
175.....	K97901.....	Ring Kit, A340 1985-Up.....	1.....	TBA
175.....	K97902.....	Ring Kit, A340(Transfer Case Only) 1985-Up.....	1.....	TBA
177.....	97301.....	Ring, A340 Input Shaft (Metal) 1985-Up.....	3.....	35712-30020
179.....	97300.....	Ring, A340 Center Support (Metal) 1985-Up.....	2.....	35617-30020
180.....	97304.....	Ring, A340 Output Shaft (Metal) 1985-Up.....	1.....	35735-30021

TOYOTA & LEXUS

A340, A341, A343, AW4, R150F

ILL#	Part#		QTY	REF#
182.....	67231.....	Ring, A340 Sun Gear (Metal) 1985-Up.....	2.....	35749-30010
185.....	97300.....	Ring, A340 Stator Support (Metal) 1985-Up.....	2.....	35617-30020
195.....	97302.....	Ring, 2nd Coast Servo Brake (Metal) 1985-Up.....	1.....	35865-30010
195.....	97302A.....	Ring, 2nd Coast Servo Brake (Metal) 1990-91.....	1.....	35617-32011
WASHERS & BEARINGS				
200.....	K97907.....	Washer Kit, A340 (6 Plastic) 1985-Up.....	1.....	TBA
210.....	97450.....	Race, A340 Stator (.031") 1.857" OD (1.110" ID).....	1.....	TBA
211.....	97451.....	Bearing W/Race, A340 Stator (.130") 1.975" OD (1.136" ID).....	1.....	TBA
213.....	97653B.....	Washer, A340 Overdrive Sprag (Front) 44 Teeth (.040" Thick) 2.630" ID 1985-Up.....	1.....	TBA
214.....	97654B.....	Washer, A340 OD Sprag (Rear) 44T (.060" Thick) 1985-Up (4 Lugs On ID, 4 Side Grooves).....	1.....	TBA
216.....	97452.....	Race, A340 Overdrive Planet (4 Tab) 1.642" OD (Front).....	1.....	TBA
217.....	97453.....	Bearing, A340 OD Planet To Ring Gear (1.845" OD) (Also A340 Forward Drum To Hub).....	1-2.....	TBA
218.....	97431.....	Race, A340 Overdrive Planet (4 Tab) 1.878" OD (Rear).....	1.....	TBA
218.....	97412.....	Race W/Bearing, A340 Overdrive Planet (4 Tab) 1.878" OD Race (1.600" OD Bearing).....	1.....	TBA
222.....	97455.....	Race, A340 Overdrive Hub To Aluminum Support (1.875" OD).....	1.....	TBA
222.....	97432.....	Race, A340 Overdrive Hub To Aluminum Support (2.313" OD).....	1.....	TBA
223.....	97469.....	Bearing, A340 OD Hub To Alum Supp (1.875" OD) (Also Forward Planet To Ring Gear).....	1-2.....	TBA
223.....	97416.....	Bearing W/Race, A340 Overdrive Hub To Aluminum Support (4 Tab Race).....	1.....	TBA
224.....	97457.....	Race, A340 OD Hub To Alum Supp (4 Tab) 1.875" OD (Also Fwd Planet To Ring Gr (Rear).....	1-2.....	TBA
225.....	97433.....	Race, A340 Forward Drum To Overdrive Support (2.00" OD).....	1.....	TBA
226.....	97459.....	Washer, A340 Direct Drum To Overdrive Support (Plastic) 1 Tab.....	1.....	TBA
227.....	97460.....	Bearing W/Race, A340 Forward Drum To Support (1.878" OD).....	1.....	TBA
229.....	97458.....	Washer, A340 Forward Drum To Direct Drum (Plastic) 3 Tab (2 7/8" OD).....	1.....	TBA
231.....	97461.....	Race, A340 Forward Drum To Hub (Front) 1.920" OD.....	1.....	TBA
232.....	97453.....	Bearing, A340 Forward Drum To Hub (1.845" OD).....	1.....	TBA
233.....	97434.....	Race, A340 Forward Drum To Hub (Rear) 1.840" OD.....	1.....	TBA
234.....	97435.....	Race, A340 Forward Planet To Ring Gear (Front) 2.110" OD.....	1.....	TBA
235.....	97469.....	Bearing, A340 Forward Planet To Ring Gear (1.875" OD).....	1.....	TBA
235.....	97469A.....	Bearing, A340 Forward Planet To Ring Gear (2.545" OD, 5-Pinion Planet Type).....	1.....	TBA
236.....	97457.....	Race, A340 Forward Planet To Ring Gear (Rear) (4-Tab).....	1.....	TBA
236.....	97457A.....	Race, A340 Forward Planet To Ring Gear (Rear) (5-Tab).....	1.....	TBA
237.....	97468.....	Race, A340 Forward Planet To Sun Gear (1.868" OD).....	1.....	TBA
238.....	97469.....	Bearing, A340 Forward Planet To Sun Gear (1.875" OD).....	1.....	TBA
240.....	97474.....	Washer, A340 Sun Gear To Rear Hub (Front) (1.140" ID).....	1.....	TBA
241.....	97475.....	Bearing, A340 Sun Gear To Rear Hub (1.760" OD) 1.183" ID (.079" Thick).....	1.....	TBA
241.....	97475A.....	Bearing, A340 Sun Gear To Rear Hub (2.128" OD) 1.092" ID (.155" Thick).....	1.....	TBA
241.....	97475B.....	Bearing, A340 Sun Gear To Rear Hub (1.732" OD) 1.088" ID (.108" Thick).....	1.....	TBA
242.....	97473.....	Race, A340 Sun Gear To Rear Hub (Rear) 1.090" ID.....	1.....	TBA
244.....	97470.....	Washer, A340 Shell To #1 One Way Clutch (Plastic) 3 Tab (3 1/4" OD).....	1.....	TBA
247.....	97401.....	Washer, A340 One Way Clutch To 2nd Brake Support (Plastic) 4 Notches On OD (2 7/8" OD).....	1.....	TBA
248.....	97472.....	Washer, A340 #2 One Way Clutch To Rear Planet (Plastic) 2 Inner Tabs (3 1/8" OD).....	1.....	TBA
248.....	97472A.....	Washer, A340 #2 One Way Clutch To Rear Planet (Plastic) 5 Inner Tabs (3 1/8" OD).....	1.....	TBA
248.....	97472B.....	Wsh, A340 #2 One Way Clutch To Rear Planet (Plastic) 2 Inner Tabs Not Directly Across).....	1.....	TBA
251.....	97402.....	Washer, A340 Rear Planet To Rear Hub (Plastic) 2 Inner Tabs (3" OD).....	1.....	TBA
251.....	97403.....	Washer, A340 Rear Planet To Rear Hub (Plastic) 5 Inner Tabs (3" OD).....	1.....	TBA
254.....	97477.....	Bearing W/Race, A340 Rear Hub To Case (2.264" OD).....	1.....	TBA
GASKETS & RUBBER COMPONENTS				
300.....	97500.....	Gasket, A340 Bottom Pan.....	1.....	TBA
300.....	97501.....	Gasket, A340/H Transfer Case Bottom Pan.....	1.....	TBA
305.....	67564.....	Gasket, A340 Extension Housing 1985-02.....	1.....	TBA
311.....	89516.....	O-Ring, A340 Pump To Case.....	1.....	90301-99033
326.....	97570.....	Gasket, A340E/A340H Filter (1 Piece).....	1.....	35336-35010
326.....	97585.....	Gasket, A340E/A340H Filter (2 Piece).....	1.....	TBA
TECHNICAL MANUALS				
400.....	CD340E/H.....	Technical Manual (CD), A340.....	1.....	TBA
400.....	TM30-80LE.....	Technical Manual, A340 (30-80LE) (Isuzu).....	1.....	TBA
400.....	TMAW4.....	Technical Manual, A340 (Jeep AW-4).....	1.....	TBA
ELECTRICAL COMPONENTS				
410.....	97991B.....	Neutral Switch, A340 (With 1 1/8" x 1/2" Connector).....	1.....	84540-30270
410.....	97991C.....	Neutral Switch, A340 (With 1 3/4" x 5/8" Connector).....	1.....	TBA
410.....	97991D.....	Neutral Switch, A340 (With 1 3/8" x 7/8" Connector).....	1.....	TBA
410.....	97991E.....	Neutral Switch, A340 (With Wire Harness With 2 Round Connectors).....	1.....	TBA
410.....	97991F.....	Neutral Switch, A340 (With Wire Harness With 1 Triangle Connector).....	1.....	TBA
410.....	97991A.....	Neutral Sw, A340 (W/ Harness 1 Rectang Conn-Female) (W/ 7 Holes In Conn For Prongs).....	1.....	83503712

A340, A341, A343, AW4, R150F

ILL#	Part#		QTY	REF#
410.....	97991G	Neutral Switch, A340 (W/ Harness 1 Rectangle Conn-Male) (W/ 7 Prongs In Conn) 87-97	1	88923321
410.....	97991J	Neutral Switch, AW4 (A340) Jeep, 1997-01	1	4882173
420.....	K97958	Solenoid Kit, A340, 3-Sol Trans (2 Shift & 1 Lock-Up & Brackets) 1985-Up	1	52-9002
420.....	K97958A	Solenoid Kit, A340E, 4-Sol Trans (2 Shift, Lock-Up, EPC/SLT-Linear, Brackets) 1998-Up	1	52-9029
420.....	K97958B	Solenoid Kit, A341E/A343E (Dual Shift Sol, Lock-Up Linear, Accum Control-Linear) 90-Up	1	52-9030
421.....	K89955	Solenoid Set, Shift, A340E/A340F/A340H (2- Shift Sol, 5-Brackets) 1985-Up	1	52-0230
421.....	89956	Solenoid, Shift, A340E/A340F/A340H (1-Sol, 1-Bracket) 1985-Up	2	52-0204
421.....	97959R	Solenoid, Dual Shift, A341E/A343 (With Bracket) 1990-Up	1	52-9021
425.....	97955	Solenoid, TCC/Lock-Up, A340E/A340F/A340H (1-L/UP 1-Bracket) 1985-Up	1	52-0205
425.....	97955A	Solenoid, A341E/A343E Lock-Up Control (SL Linear) 1990-Up	1	52-0400
431.....	97954A	Solenoid, A340 EPC (SLT Linear) Some 1998-Up	1	52-0401
453.....	97953	Solenoid, A341E/A343E Accumulator Control (SLN Linear) 1990-Up	1	52-0399
437.....	97951A	Sensor, A340 Temp (Screws Into Case Front) 8 1/2" Wire Harness, 2-Prong Conn	1	TBA
437.....	97951	Sensor, A340 Temperature (Screws Into Cooler Fitting)	1	TBA
437.....	97951C	Sensor, A340 Temp (Pushes Into Case) 11 1/2" Long Wire Harness) (2 Prong Conn)	1	TBA
446.....	97988A	Wire Harness, A340 Internal/External W/ 3 Internal & 3 External Conn, 7-Wire Rectangle Conn	1	TBA
446.....	97988B	Wire Harness, A340 Internal, 4 Conn W/ Case Conn-5-Prong Rectangle Case Conn W/ Bracket	1	TBA
446.....	97988C	Wire Har, A340 Internal (3 Conn W/ Case Conn) Case Conn Is Square W/ 3 Prongs	1	TBA
MISCELLANEOUS COMPONENTS				
490.....	97490	Vent, A340 Case (Metal) 5 1/2" Long	1	TBA
490.....	97490A	Vent, A340 Case (Plastic On Each End With Rubber Hose In Between) 6" Long	1	TBA
PUMPS & PUMP COMPONENTS				
500.....	97911	Pump Complete, A340 4 & 6-Cyl (3" Stator Shaft) (.370" Gears) 1985-Up	1	TBA
500.....	97911A	Pump Complete, A340 4 & 6-Cyl (3" Stator Shaft) (.420" Gears) 1985-Up	1	TBA
500.....	97911B	Pump Complete, A340/A341 8-Cyl (3-3/8" Stator Shaft) (.420" Gears) 1990-Up	1	TBA
500.....	97911J	Pump Complete, A650E 6-Cyl (3" Stator Shaft) 1998-Up	1	TBA
500.....	97911JA	Pump Complete, A650E 8-Cyl (3-3/8" Stator Shaft) 1998-Up	1	TBA
510.....	97912	Pump Body W/Gears, A340 4 & 6-Cyl (.370" Thick Gears) 1985-Up	1	TBA
510.....	97913	Pump Body W/Gears, A340/A341 6 & 8-Cyl (.420" Thick Gears) 1990-Up	1	TBA
510.....	97913A	Pump Body W/Gears, A650 With .460" Thick Gears	1	TBA
520.....	97914A	Stator, A340 4 & 6-Cyl (3" Shaft) 1985-Up	1	TBA
520.....	97914	Stator, A340/A/341 8-Cyl (3 3/8" Shaft) 1990-Up	1	TBA
520.....	97914J	Stator, A650E, 1998-Up	1	TBA
DRUMS				
549.....	97171	Apply Ring, A340 2nd Brake Clutch (.475" Thick) Aluminum 1985-Up	1	TBA
549.....	97171A	Apply Ring, A340 2nd Brake Clutch (.312" Thick) Aluminum 1985-Up	1	TBA
551.....	97652	Drum, A340 Overdrive (33 Teeth Sun Gear) (2 Clutch)	1	TBA
551.....	97952A	Drum, A340 Overdrive (33 Teeth Sun Gear) (1 Clutch)	1	TBA
551.....	97952AA	Drum, A340 Overdrive (33 Teeth Sun Gear) (2 Clutch) With 32 Teeth Exciter Ring	1	TBA
551.....	97652AB	Drum, A340 Overdrive (33 Teeth Sun Gear) (2 Clutch) With 16 Teeth Exciter Ring	1	TBA
551.....	97562B	Drum, A340 Overdrive (31 Teeth Sun Gear) (2 Clutch)	1	TBA
551.....	97562BA	Drum, A340 Overdrive (31 Teeth Sun Gear) (2 Clutch) With 16 Teeth Exciter Ring	1	TBA
551.....	97562BB	Drum, A340 Overdrive (31 Teeth Sun Gear) (2 Clutch) With 32 Teeth Exciter Ring	1	TBA
554.....	97773	Drum, A340 Fwd Clu(1 Check Ball) 1 1/16" From Piston To Top Of The Snap Ring Groove	1	TBA
554.....	97773A	Drum, A340 Fwd Clu(1 Check Ball) 1 1/4" From Piston To Top Of The Snap Ring Groove	1	TBA
554.....	97773B	Drum, A340 Fwd Clu(2 Check Ball) 1 1/4" From Piston To Top Of The Snap Ring Groove	1	TBA
554.....	97773C	Drum, A340 Fwd Clu(No Check Ball) 1 5/16" From Piston To Top Of The Snap Ring Groove	1	TBA
555.....	97716	Drum, A340 Direct (6T Steels) 5" OD Piston (3/4" From Piston To Top Of The Snap Ring Grv	1	TBA
555.....	97717	Drum, A340 Direct (6T Steels) 4 5/8" OD Piston (3/4" From Piston To Top Of Ring Groove	1	TBA
555.....	97717A	Drum, A340 Direct (6T Steels) 5" OD Piston (15/16" From Piston To Top Of Ring Groove	1	TBA
555.....	97717B	Drum, A340 Direct (6T Steels) 4 5/8" OD Piston (15/16" From Piston To Top Of Ring Groove	1	TBA
555.....	97717C	Drum, A340 Direct (6T Steels) 3 Clutch	1	TBA
555.....	97717D	Drum, A340 Direct (24T Steels) 5 Clutch (5" OD Piston)	1	TBA
555.....	97717T	Drum, R150F Transfer Case, Direct Drum, 1985-Up	1	TBA
560.....	97560	Piston Kit, A340 Overdrive Brake (6 1/4" OD) 1.843" Tall (Fits Support #630 With Cast # 8931)	1	TBA
560.....	97560A	Piston Kit, A340 Overdrive Brake (6 1/4" OD) 1.687" Tall (Fits Support #630 With Cast # 8931)	1	TBA
560.....	97560B	Piston Kit, A340 Overdrive Brake (6" OD) 1.847" Tall (Fits Support #630 With Cast # 8930)	1	TBA
560.....	97560BA	Piston Kit, A340 Overdrive Brake (6" OD) 1.673" Tall (Fits Support #630 With Cast # 8930)	1	TBA
561.....	97561	Piston Kit, A340 Overdrive Direct Clutch (4.965" OD) (.760" Thick) 1985-Up	1	TBA
562.....	97562	Piston Kit, A340 2nd Brake Clutch (Without Apply ring)	1	TBA
564.....	97564	Piston Kit, A340 Forward Clutch (.493" Thick Piston)	1	TBA
564.....	97564B	Piston Kit, A340 Forward Clutch (.453" Thick Piston)	1	TBA
565.....	97565	Piston Kit, A340 Direct Clutch (4 5/8" OD Piston)	1	TBA
565.....	97565A	Piston Kit, A340 Direct Clutch (5" OD Piston)	1	TBA
567.....	97567	Piston Kit, A340 Low/Reverse Clutch (2.645" Tall Piston)	1	TBA

A340, A341, A343, AW4, R150F

ILL#	Part#		QTY	REF#
567	97567A	Piston Kit, A340 Low/Reverse Clutch (2.750" Tall Piston)	1	TBA
567	97567B	Piston Kit, A340 Low/Reverse Clutch (2.925" Tall Piston)	1	TBA

PLANETS, RING GEARS, SUN GEARS & SUPPORTS

580	97732	Planet, A340 OD W/Shaft (33T Sun Gear) 26 Splines, 8-1/8" Overall Length, 1985-Up	1	TBA
580	97732A	Planet, A340 OD W/Shaft (33T Sun Gear) 20 Splines, 8-1/8" Overall Length 1985-Up	1	TBA
580	97732D	Planet, A340 OD W/Shaft (33T Sun Gear) 20 Splines, 8-3/4" Overall Length, 1985-Up	1	TBA
580	97732B	Planet, A340 OD W/Shaft (31T Sun Gear) 26 Splines, 8-1/8" Overall Length, 1985-Up	1	TBA
580	97732C	Planet, A340 OD W/Shaft (33T Sun Gear) 20 Splines, 8-1/8" Overall Length 1985-Up	1	TBA
580	97732E	Planet, A340 OD W/Shaft (31T Sun Gear) 20 Splines, 8-3/4" Overall Length, 1985-Up	1	TBA
580	K97732	Planet Kit, OD 8-1/8" Long, 33T Sun Gear, 26 Spline, 32T Reluctor (ILL# 551 To ILL# 590)	1	TBA
580	K97732B	Planet Kit, OD 8-1/8" Long, 31T Sun Gear, 26 Spline, 16T Reluctor (ILL# 551 To ILL# 590)	1	TBA
580	K97732H	Planet Kit, OD 8-1/8" Long, 33T Sun Gear, 26 Spline, No Reluctor (ILL# 551 To ILL# 590)	1	TBA
580	K97732A	Planet Kit, OD 8-1/8" Long, 33T Sun Gear, 20 Spline, No Reluctor (ILL# 551 To ILL# 590)	1	TBA
580	K97732C	Planet Kit, OD 8-1/8" Long, 33T Sun Gear, 20 Spline, 16T Reluctor (ILL# 551 To ILL# 590)	1	TBA
580	K97732DA	Planet Kit, OD 8-3/4" Long, 33T Sun Gear, 20 Spline, 32T Reluctor (ILL# 551 To ILL# 590)	1	TBA
580	K97732D	Planet Kit, OD 8-3/4" Long, 33T Sun Gear, 20 Spline, 16T Reluctor (ILL# 551 To ILL# 590)	1	TBA
580	K97732F	Planet Kit, OD 8-1/8" Long, 31T Sun Gear, 26 Spline, 16T Reluctor (ILL# 551 To ILL# 590)	1	TBA
580	K97732G	Planet Kit, OD 8-1/8" Long, 31T Sun Gear, 26 Spline, No Reluctor (ILL# 551 To ILL# 590)	1	TBA
580	K97732J	Planet Kit, OD 8-1/8" Long, 31T Sun Gear, 20 Spline, 16T Reluctor (ILL# 551 To ILL# 590)	1	TBA
580	K97732K	Planet Kit, OD 8-1/8" Long, 31T Sun Gear, 20 Spline, 32T Reluctor (ILL# 551 To ILL# 590)	1	TBA
580	K97732E	Planet Kit, OD 8-3/4" Long, 31T Sun Gear, 20 Spline, 16T Reluctor (ILL# 551 To ILL# 590)	1	TBA
580	K97732L	Planet Kit, OD 8-3/4" Long, 31T Sun Gear, 20 Spline, 32T Reluctor (ILL# 551 To ILL# 590)	1	TBA
582	97747	Planet, A340 Forward (4 Gear)	1	TBA
582	97747A	Planet, A340 Forward (5 Gear) Will Not Retro Fit 4 Gear	1	TBA
584	97731	Planet, A340 Rear (4 Gr) (Uses 33T Sun Gear Made Onto The Fwd Sun Gear Shaft)	1	TBA
584	97731A	Planet, A340 Rear (4 Gr) (Uses 42T Sun Gear That Slides Off The Fwd Sun Gear Shaft)	1	TBA
584	97731B	Planet, A340 Rear (5 Gear)	1	TBA
590	97656	Ring Gear, A340 Overdrive Planet (33 Teeth Sun Gear) (4 5/8" OD)	1	TBA
590	97656A	Ring Gear, A340 Overdrive Planet (31 Teeth Sun Gear) (5 1/4" OD)	1	TBA
592	97774	Ring Gear, A340 With Hub Forward Planet (4.645" OD)	1	TBA
592	97774A	Ring Gear, A340 With Hub Fwd Planet (4.487" OD) (16/16" ID Bushing) For 4-Gear Planet	1	TBA
592	97774B	Ring Gear, A340 With Hub Fwd Planet (4.487" OD) (1 5/8" ID Bushing) For 5-Gear Planet	1	TBA
594	97825	Ring Gear, A340 Rear Planet (18 Lug)	1	TBA
600	97657	Hub, A340 Overdrive Ring Gear (4" OD) (#222 Is 1 7/8" OD)	1	TBA
600	97657A	Hub, A340 Overdrive Ring Gear (4" OD) (#222 Is 2 5/16" OD)	1	TBA
600	97657B	Hub, A340 Overdrive Ring Gear (4 13/16" OD)	1	TBA
604	97826	Hub, A340 Rear Ring Gear (4.040" OD)	1	TBA
612	97765	Sun Gear, A340 Fwd (42T Front Sun Gr & 33T Rear Sun Gear Made Onto Shaft)	1	TBA
612	97765AA	Sun Gear, A340 Fwd (42T Front Sun Gr & 42T Rear Sun Gear That Slides Off Shaft)	1	TBA
614	97765AB	Sun Gear, A340 Rear (42 Teeth) Slides Off Of The Forward Sun Gear Shaft # 612AA	1	TBA
622	97764	Shell, A340 Input (8 Lug)	1	TBA
630	97658	Support, A340 Overdrive (Aluminum) Cast # 8930	1	TBA
630	97658A	Support, A340 Overdrive (Aluminum) Cast # 8931	1	TBA
630	97658T	Support, Direct/Front Drum, R150 Transfer Case, 1985-Up	1	TBA
632	97713	Support, A340 2nd Brake Clutch (16 Lug) 1985-Up	1	TBA

SPRAGS & ONE WAY CLUTCHES

642	K97821A	One Way Clutch Assembly, A340 (Intermediate) #1 One Way Clutch	1	TBA
650	89728	Sprag, A340 Overdrive (24 Lugs) (.450" Wide) 1985-Up	1	35714-32010
652	97821A	One Way Clutch, A340 (Intermediate) #1 One Way Clutch	1	35790-30030
654	97724	One Way Clutch, A340 (Low) #2 One Way Clutch	1	35792-14020
661	89895	Outer Race, A340 Overdrive Sprag (44 Teeth) .530" Thick (2.830" ID) 1985-Up	1	TBA
664	97746	Inner Race, A340 #2 One Way Clutch	1	TBA

SHAFTS

678	97737	Output Shaft, Jeep A340 2WD (18 5/16") 21 Rear Splines	1	TBA
678	97737A	Output Shaft, A340 2WD	1	TBA
678	97737AA	Output Shaft, A340 2WD (18 5/16") 23 Rear Splines	1	TBA
678	97737AB	Output Shaft, A340 2WD (18 5/16") 26 Rear Splines	1	TBA
678	97737AC	Output Shaft, A340 2WD (18 7/8") 27 Rear Splines	1	TBA
678	97737AD	Output Shaft, A340 2WD (16 1/2") 23 Rear Splines (With .630" OD Pilot On Rear Of Shaft)	1	TBA
678	97737AE	Output Shaft, A340 2WD (14 1/8")	1	TBA
678	97737AF	Output Shaft, A340 2WD (14 7/8") 23 Rear Splines (No Pilot On Rear Of Shaft) Bolt On Yoke	1	TBA
678	97737AG	Output Shaft, A340 2WD (15") Bolt On Yoke	1	TBA
678	97737F	Output Shaft, Lexus 2WD, 23 Rear Splines	1	TBA
678	97737G	Output Shaft, A340 2WD, 21 Rear Splines	1	TBA
678	97737H	Output Shaft, A340 2WD (16 1/2") 23 Rear Splines (With .630" OD Pilot On Rear Of Shaft)	1	TBA

A340, A341, A343, AW4, R150F

ILL#	Part#		QTY	REF#
678.....	97737HA.....	Bolt On Yoke (1 1/2" From Front Of Shaft To 1st Snap Ring Groove).....	1.....	TBA
678.....	97737HB.....	Output Shaft, A340 2WD (16 1/2") 23 Rear Splines (With .630" OD Pilot On Rear Of Shaft).....	1.....	TBA
678.....	97737P.....	Bolt On Yoke (1 1/4" From Front Of Shaft To 1st Snap Ring Groove).....	1.....	TBA
678.....	97737C.....	Output Shaft, A340 4x4 (16 1/8") 23 Rear Splines (With .709" OD Pilot On Rear Of Shaft).....	1.....	TBA
678.....	97737CA.....	Output Shaft, A340 4x4 23 Rear Splines.....	1.....	TBA
678.....	97737B.....	Output Shaft, A340 4x4 (16 1/4") 19 Rear Splines.....	1.....	TBA
678.....	97737D.....	Output Shaft, A340 4x4 27 Rear Splines For Yoke.....	1.....	TBA
678.....	97737DA.....	Output Shaft, Jeep/ Mits A340 4x4.....	1.....	TBA
678.....	97737E.....	Output Shaft, A340 4x4 (13 5/16") 27 Rear Splines.....	1.....	TBA
678.....	97737J.....	Output Shaft, Landcruiser A340 4x4.....	1.....	TBA
678.....	97737K.....	Output Shaft, A340 4x4 (13 5/16") 21 Rear Splines.....	1.....	TBA
678.....	97737KA.....	Output Shaft, A340 4x4 (13 5/16") 23 Rear Splines.....	1.....	TBA
678.....	97737KB.....	Output Shaft, A340 4x4 (11 9/16") 23 Rear Splines.....	1.....	TBA
678.....	97737KC.....	Output Shaft, A340 4x4 (12 5/16") 23 Rear Spline (1-1/8" From Rear End Of Shaft To Ring Grv).....	1.....	TBA
678.....	97737KC.....	Output Sh, A340 4x4 (12 7/16") 23 Rear Spline (1-11/16" From Rear End Of Shaft To Ring Grv).....	1.....	TBA
680.....	97738.....	Rotor, A340 Speed Sensor (Aluminum) With Magnet.....	1.....	TBA
680.....	97738A.....	Rotor, A340 Speed Sensor (Steel) With 4 Legs.....	1.....	TBA
VALVE BODIES (DACCO VB#)				
740.....	TO-8608.....	Valve Body, A340 Non-Turbo 4-Cyl, 1985-99.....	1.....	TBA
740.....	TO-8609.....	Valve Body, A340 Non-Turbo 6-Cyl, 1986-99.....	1.....	TBA
740.....	TO-8610.....	Valve Body, A340, 2000-Up.....	1.....	TBA
VALVE BODIES				
740.....	97855.....	Valve Body (Cast # 8930/8930) (W/ TV Cable Type, 2-Tube Type).....	1.....	TBA
740.....	97855A.....	Valve Body (Cast # 8930/8930) (W/ TV Cable Type, 3-Tube Type).....	1.....	TBA
740.....	97855B.....	Valve Body (Cast # 8930/8931) (W/ TV Cable Type, 2-Tube Type).....	1.....	TBA
740.....	97855C.....	Valve Body (Cast # 8930/8931) (W/ TV Cable Type, 1-Tube Type).....	1.....	TBA
740.....	97855D.....	Valve Body (Cast # 8932/8932) (W/ TV Cable Type).....	1.....	TBA
740.....	97855E.....	Valve Body (Cast # 8932/8932) (No TV Cable Type, W/ EPC Type).....	1.....	TBA
740.....	97855F.....	Valve Body (Cast # 8935/8935) (No TV Cable Type, W/ EPC Type).....	1.....	TBA
740.....	97855G.....	Valve Body (Cast # 8938/8938) (W/ TV Cable Type).....	1.....	TBA
740.....	97855H.....	Valve Body (Cast # 8938/8938) (No TV Cable Type, W/ EPC Type).....	1.....	TBA
740.....	97855I.....	Valve Body, A350, 1996-98.....	1.....	TBA
VALVE BODY COMPONENTS				
741.....	97855-01.....	Retainer Set, A340 Valve (Rectangular) (.654" x .236") 10 Per Pack (Sonnax).....	1.....	97855-01
741.....	97855-02.....	Retainer Set, A340 Valve (Rectangular) (.592" x .198") 10 Per Pack (Sonnax).....	1.....	97855-02
741.....	97855-03.....	Retainer Set, A340 Valve (Rectangular) (.572" x .198") 10 Per Pack (Sonnax).....	1.....	97855-03
741.....	97855-04.....	Retainer Set, A340 Valve (Rectangular) (.832" x .193") 10 Per Pack (Sonnax).....	1.....	97855-04
741.....	97855-05.....	Retainer Set, A340 Valve (Rectangular) (.645" x .203") 10 Per Pack (Sonnax).....	1.....	97855-05
741.....	97855-06.....	Retainer Set, A340 Valve (Rectangular) (.551" x .195") 10 Per Pack (Sonnax).....	1.....	97855-06
741.....	97855-07.....	Pin, A340 Valve Body Plug Pins (Solid) 10 Per Pack (Sonnax).....	1.....	97855-07
741.....	97855-08.....	Retainer Set, A340 Throttle Valve Stop (10 Per Pack) Sonnax.....	1.....	97855-08
741.....	97855-24K.....	Valve Kit, Oversize Press Regulator, A340 Oversize Valve & Spring) (Req: 89010-TL.....	1.....	97855-24K
10.....	89010-TL.....	Reamer, For 97855-24K (Sonnax).....	1.....	89010-TL
741.....	97855-27K.....	Kit, Lockup Relay Valve Sleeve, A340 (W/ Inboard Sleeve, Outboard Sleeve, Separating.....	1.....	97855-27K
741.....	97855-23K.....	Spring & Retaining Pin, 1985-2000 Sonnax.....	1.....	97855-23K
741.....	97855-23K.....	Valve & Sleeve, A340 TV Boost (Sonnax).....	1.....	97855-23K
HOUSINGS, CASES & PANS				
750.....	97850.....	Bell Housing, A340 (Cast # 8930 By Bottom Case Bolt Rear).....	1.....	TBA
750.....	97850A.....	Bell Housing, A340 (Cast # 8934 By Bottom Case Bolt Rear).....	1.....	TBA
750.....	97850B.....	Bell Housing, A340 (*Specify Cast # By Bottom Case Bolt Rear).....	1.....	TBA
760.....	97851.....	Case, A340 (3 Oil Holes To Ext Hsg) 6/8 Bolt Ext Hsg (No Pulse Generator, No Top Mount.....	1.....	TBA
760.....	97851A.....	(No Thread Hole In Front Of The Cooler Line Fitting) Cast # 8930 Above Metal Tag.....	1.....	TBA
760.....	97851B.....	Case, A340 (3 Oil Holes To Extension Housing) 6/8 Bolt Extension Housing (No Pulse.....	1.....	TBA
760.....	97851B.....	Generator) No Top Mount (With Threaded Hole In Front Of The Cooler Line Fitting).....	1.....	TBA
760.....	97851C.....	Case, A340 (2 Oil Holes To Extension Housing) 6/8 Bolt Extension Housing (No Pulse.....	1.....	TBA
760.....	97851C.....	Generator) No Top Mount (No Threaded Hole In Front Of The Cooler Line Fitting).....	1.....	TBA
760.....	97851D.....	Case, A340 (2 Oil Holes To Extension Housing) 6/8 Bolt Extension Housing (1 Pulse.....	1.....	TBA
760.....	97851D.....	Generator) No Top Mount (No Threaded Hole In Front Of The Cooler Line Fitting).....	1.....	TBA
760.....	97851E.....	Case, A340 (2 Oil Holes To Extension Housing) 6/8 Bolt Extension Housing (2 Pulse.....	1.....	TBA
760.....	97851E.....	Generators) No Top Mount (No Threaded Hole In Front Of The Cooler Line Fitting).....	1.....	TBA
760.....	97851F.....	Case, A340 (2 Oil Holes To Ext Hsg) 6/8 Bolt Ext Hsg (No Pulse Generator, 4 Hole Top Mount.....	1.....	TBA

A340, A341, A343, AW4, R150F

ILL#	Part#		QTY	REF#
760	97851G	(No Threaded Hole In Front Of The Cooler Line Fitting) Cast # 8934 Above Metal Tag Case, A340 (2 Oil Holes To Extension Housing) 6/8 Bolt Extension Housing (With Pulse Generators) 4 Hole Top Mount (No Threaded Hole In Front Of The Cooler Line Fitting)	1	TBA
760	97851H	Case, A340 (2 Oil Holes To Ext Hsg) 7 Bolt Ext Hsg (No Pulse Generator, No Top Mount (With Threaded Hole In Front Of The Cooler Line Fitting) Cast # 8980 Above Metal Tag	1	TBA
760	97851J	Case, A340 (2 Oil Holes To Ext Hsg) 7 Bolt Ext Hsg (1 Pulse Generator) No Top Mount (No Threaded Hole In Front Of The Cooler Line Fitting) Cast # 8980 Above Metal Tag	1	TBA
760	97851K	Case, A340 (3 Oil Holes To Extension Housing) 7 Bolt Extension Housing (No Pulse Generator) No Top Mount (With Threaded Hole In Front Of Cooler Line Fitting)	1	TBA
760	97851L	Case, A340 (1 Oil Hole To Ext Hsg) 6/8 Bolt Ext Hsg (1 Hole Pulse Generator) No Thread Hole In Front Of The Cooler Line Fitting (Cast # 8835) Tag # 35-50LS) Caged Needle In Rear	1	TBA
761	97081	Check Ball Capsule, A340 With Spring (In Case Under Valve Body) Plastic Housing	1	TBA
HOUSINGS, CASES & PANS				
765	97854AA	Pan, A340 (3 7/8" At Deep End) 9 1/2" Tube On Drivers Side (Tube Angles Up At 10:00)	1	TBA
765	97854AB	Pan, A340 (3 7/8" At Deep End) 9 1/2" Tube On Drivers Side (Tube Angles Up At 11:30)	1	TBA
765	97854AC	Pan, A340 (3 7/8" At Deep End) 12 1/4" Tube On Drivers Side	1	TBA
765	97854AD	Pan, A340 (2 1/8" At Deep End) 7 3/4" Tube On Drivers Side	1	TBA
765	97854AE	Pan, A340 (2 1/8" At Deep End) 11 3/4" Tube On Drivers Side	1	TBA
765	97854AF	Pan, A340 (2 1/2" At Deep End) 15" Tube Drivers Side	1	TBA
765	97854BA	Pan, A340 (3 7/8" At Deep End) 13 1/4" Tube On Passengers Side	1	TBA
765	97854BB	Pan, A340 (2 3/4" At Deep End) 8 3/4" Tube On Pass Side (Tube Angles Up At 12:30)	1	TBA
765	97854BC	Pan, A340 (2 1/8" At Deep End) 7 3/4" Tube On Passengers Side	1	TBA
770	97852	Extension Housing, A340 2WD (8 3/4") 6 Bolt (4 Bolt Bottom V Mount) Speed-O Hole On Passengers Side (Sensor Hole On Drivers Side) Cast # 8900	1	TBA
770	97852A	Extension Housing, A340 2WD (8 3/4") 6 Bolt (4 Bolt Bottom V Mount) Speed-O Hole & Sensor Hole On Drivers Side With 3 Threaded Bosses	1	TBA
770	97852AA	Extension Housing, A340 2WD (8 3/4") 6 Bolt (4 Bolt Bottom V Mount) Speed-O Hole & Sensor Hole On Drivers Side With 2 Threaded Bosses (Cast # 8963)	1	TBA
770	97852AB	Ext Hsg, A340 2WD (8 3/4") 6 Bolt (4 Bolt V Mount & 4 Bolt Flat Bottom Mount & 4 Bolt Top Flat Mount) Speed-O Hole On Pass Side, Sensor Hole On Drivers Side (Cast # 8921)	1	TBA
770	97852AC	Ext Hsg, A340 2WD (8 3/4") 7 Bolt (2 Bolt Bottom Flat Mount) Speed-O Hole On Driver Side	1	TBA
770	97852AD	Extension Housing, A340 2WD (8 5/8") 7 Bolt (2 Bolt Bottom Flat Mount) 2" ID Speed-O Hole & Sensor Hole On Drivers Side (Cast # 8916 On Passengers Side)	1	TBA
770	97852AE	Ext Hsg, A340 2WD (8 3/4") 6 Bolt (2 Stud Bottom Mount) Speed-O & Sensor Hole Drive Side	1	TBA
770	97852AF	Extension Housing, A340 2WD (8 3/4") 6 Bolt (4 Bolt Bottom Flat Mount) Speed-O & Sensor Hole On Drivers Side With 3 Threaded Bosses	1	TBA
770	97852J	Extension Housing, A340 2WD (8 3/4") 6 Bolt (6 Bolt Top Flat Mount) Speed-O Hole On Passengers Side (Cast # 8912 In Top Mount)	1	TBA
770	97852F	Ext Hsg, A340 2WD (5 1/2") 7 Bolt (4 Bolt Bottom V Mount) 4 Bolt Cover On Top (Looks Like A 4x4 But Is Not)	1	TBA
770	97852FA	Extension Housing, A340 2WD (5") 6 Bolt (4 Bolt Flat Rear Facing Mount) Speed-O Hole On Passengers Side (Cast # 8907 Rear Bottom)	1	TBA
770	97852FB	Extension Housing, A340 2WD (5") 6 Bolt (4 Bolt Flat Rear Facing Mount) No Speed-O Hole (Cast # 8917 Rear Bottom)	1	TBA
770	97852G	Extension Housing, A340 2WD (4 3/4") 6 Bolt (4 Bolt Bottom Flat Mount) Speed-O Hole On Passengers Side, Sensor Hole On Drivers Side	1	TBA
770	97852D	Ext Hsg, A340 2WD (3 3/4") 6 Bolt (4 Bolt Flat Rear Facing Mount) No Speed-O Hole	1	TBA
770	97852G	Ext Hsg, A340 4x4 (6 1/4") 7 Bolt (4 Bolt Cover On Top) Sensor On Pass Side	1	TBA
770	97852E	Ext Hsg, A340 4x4 (5") 8 Bolt (2 Bolt Bottom Mount) Sensor On Drivers Side (1.863" ID Seal)	1	TBA
770	97852EA	Ext Hsg, A340 4x4 (5") 8 Bolt (2 Bolt Bottom Mount) Sensor On Drivers Side (1.914" ID Seal)	1	TBA
770	97852C	Extension Housing, A340 4x4 (4 1/2") 6 Bolt (4 Bolt Top Flat Mount) Sensor On Passengers Side (Cast # 36117-8906 Top Front)	1	TBA
770	97852B	Extension Housing, A340 4x4 (3 5/8") 7 Bolt (Sensor On Passengers Side) 1.914" ID Seal	1	TBA
770	97852H	Ext Hsg, A340 4x4 (3 1/2") 7 Bolt (2 Bolt Bottom Flat Mount) No Sensor (1.800" ID Seal)	1	TBA
770	97852HA	Extension Housing, A340 4x4 (3 1/2") 7 Bolt (2 Bolt Bottom Flat Mount) Sensor On Drivers Side (1.800" ID Seal) Cast # 8930 Inside Front	1	TBA
774	K97227	Housing, A340 Driven Speed-O Gear	1	TBA
775	TO-FN-1	Bolt, A340 Converter (8 x 1.25mm)	AR	TBA
775	TO-FN-2	Bolt, A340 Converter (9 x 1.25mm)	AR	TBA
844	97227K	Key, A340 Holds Speed Rotor To Output Shaft	1	TBA
848	97228	Gear, A340 Driven Speed-O	1	TBA
853	97141	Cushion, A340 Forward Clutch Steel (8 Teeth)	1	35672-30010
859	97142	Cushion, A340 Low/Reverse Clutch (.079" Thick) Beveled	1	TBA
SNAP RINGS				
860	97601	Snap Ring, A340 Holds Alum Support In Case 1985-Up (7 3/16" OD) With 2 Eyelets In The Ends)	1	TBA
861	97602	Snap Ring, A340 Holds Overdrive Pressure Plate In Case	1	TBA

A340, A341, A343, AW4, R150F

ILL#	Part#		QTY	REF#
862.....	97603.....	Snap Ring, A340 Holds Overdrive Brake Clutch Retainer In (6 5/8" OD) .193" Thick ID To OD.....	1.....	TBA
862.....	97603A.....	Snap Ring, A340 Holds Overdrive Brake Clutch Retainer In (6 5/8" OD) .174" Thick ID To OD.....	1.....	TBA
864.....	97604.....	Snap Ring, A340 Holds OD Direct Clutch Press Plate In 1985-Up (.245" Thick)(5 5/16" OD).....	1-2.....	TBA
865.....	97605.....	Snap Ring, A340 Holds Overdrive Direct Clutch Retainer In.....	1.....	TBA
867.....	97606.....	Snap Ring, A340 Holds OD Sprag To OD Planet 1985-Up (.038" Thick)(3 15/16" OD).....	1.....	TBA
868.....	97607.....	Snap Ring, A340 Holds Overdrive Hub To ring Gear (4 1/4" OD).....	1.....	TBA
868.....	97607A.....	Snap Ring, A340 Holds Overdrive Hub To Ring Gear (5 1/4" OD).....	1.....	TBA
872.....	97608.....	Snap Ring, A340 Holds 2nd Brake Support In Case (5 7/8" OD) .118" Thick.....	1.....	TBA
873.....	97609.....	Snap Ring, A340 Holds 2nd Brake Clutches In Case (5 9/16" OD) .062" Thick.....	1.....	TBA
874.....	97610.....	Snap Ring, A340 Holds 2nd Brake Retainer In.....	1.....	TBA
876.....	97604.....	Snap Ring, A340 Holds Forward Pressure Plate In Drum (.245" Thick)(5 5/16" OD).....	1.....	TBA
877.....	97612.....	Snap Ring, A340 Holds Forward Clutch Retainer In Drum.....	1.....	TBA
878.....	97613.....	Snap Ring, A340 Holds Direct Clutch Press Plate In Drum (Fits 6T Drum, 5.50" OD Steels).....	1.....	TBA
878.....	97613A.....	Snap Ring, A340 Holds Direct Clutch Press Plate In Drum (Fits 24T Drum, 5.75" OD Steels).....	1.....	TBA
879.....	97614.....	Snap Ring, A340 Holds Direct Clutch Retainer In Drum.....	1.....	TBA
885.....	97615.....	Snap Ring, A340 Holds Low/Reverse Clutch Retainer In Case.....	1.....	TBA
886.....	97616.....	Snap Ring, A340 Holds Shell To Sun Gear (Rear) Flat (.049" Thick).....	1.....	TBA
887.....	97617.....	Snap Ring, A340 Holds Shell To Sun Gear (Front) Round Wire (.090" Thick).....	1.....	TBA
888.....	97619.....	Snap Ring, A340 Holds #2 One Way Clutch In Rear Planet.....	1.....	TBA
889.....	97620.....	Snap Ring, A340 Holds Rear Hub To Rear Ring Gear (4 7/16" OD).....	1.....	TBA
894.....	97921.....	Snap Ring, A340 Holds Forward Planet To Output Shaft.....	1.....	TBA
895.....	97622.....	Snap Ring, A340 Holds Speed Sensor To Output Shaft.....	2.....	TBA
896.....	97623.....	Snap Ring, A340 Holds Servo Cover On Case.....	1.....	TBA

SERVOS, ACCUMULATORS, PISTONS & MISCELLANEOUS

905.....	K97997.....	Servo Assembly, A340 (2 7/8" Pin).....	1.....	TBA
905.....	K97997A.....	Servo Assembly, A340 (3 1/8" Pin).....	1.....	TBA
906.....	97624.....	Spring, A340 Servo.....	1.....	TBA
907.....	97997.....	Piston, A340 Servo (Fits 2 7/8" Pin).....	1.....	TBA
907.....	97997A.....	Piston, A340 Servo (Fits 3 1/8" Pin).....	1.....	TBA
909.....	97625.....	Cover, A340 Servo (Fits Servo With 2 7/8" Pin).....	1.....	TBA
909.....	97625A.....	Cover, A340 Servo (Fits Servo With 3 1/8" Pin).....	1.....	TBA
916.....	97626.....	Pin, A340 Band Anchor (In Case).....	1.....	TBA
925.....	K97998.....	Accumulator Assembly, A340 (4 Pistons With 7 Loose Springs).....	1.....	TBA
925.....	K97998A.....	Accumulator Assembly, A340 (4 Pistons With Springs Attached).....	1.....	TBA
960.....	97670.....	Piston, A340 Overdrive Brake Clutch (6 1/4" OD) 1.843" Tall (Fits Supp #630 Cast# 8931).....	1.....	TBA
960.....	97670A.....	Piston, A340 Overdrive Brake Clutch (6 1/4" OD) 1.687" Tall (Fits Supp #630 Cast# 8931).....	1.....	TBA
960.....	97670B.....	Piston, A340 Overdrive Brake Clutch (6" OD) 1.847" Tall (Fits Supp #630 Cast# 8930).....	1.....	TBA
960.....	97670C.....	Piston, A340 Overdrive Brake Clutch (6" OD) 1.673" Tall (Fits Supp #630 Cast# 8930).....	1.....	TBA
961.....	97671.....	Piston, A340 Overdrive Clutch.....	1.....	TBA
962.....	97672.....	Piston, A340 2nd Brake Clutch.....	1.....	TBA
964.....	97674.....	Piston, A340 Forward Clutch (.493" Thick).....	1.....	TBA
964.....	97674A.....	Piston, A340 Forward Clutch (.453" Thick).....	1.....	TBA
965.....	97675.....	Piston, A340 Direct Clutch (4 5/8" OD).....	1.....	TBA
965.....	97675A.....	Piston, A340 Direct Clutch (5" OD).....	1.....	TBA
967.....	97677.....	Piston Set, A340 Low/Rev Clutch (2.645" Tall) 3 Piece (Largest Piston Is 2.645" Tall).....	1.....	TBA
967.....	97677A.....	Piston Set, A340 Low/Rev Clutch (2.750" Tall) 3 Piece (The Largest Piston Is 2.750" Tall).....	1.....	TBA
967.....	97677B.....	Piston Set, A340 Low/Rev Clutch (2.925" Tall) 3 Piece (The Largest Piston Is 2.925" Tall).....	1.....	TBA
970.....	97680.....	Retainer W/Springs, A340 Overdrive Brake Clutch (6 1/4" OD).....	1.....	TBA
970.....	97680A.....	Retainer W/Springs, A340 Overdrive Brake Clutch (6" OD).....	1.....	TBA
971.....	97681.....	Retainer W/Springs, A340 Overdrive Direct Clutch Return.....	1.....	TBA
972.....	97682.....	Retainer W/Springs, A340 2nd Brake Clutch Return.....	1.....	TBA
974.....	97684.....	Retainer W/Springs, A340 Forward Clutch Return.....	1.....	TBA
975.....	97685.....	Retainer W/Springs, A340 Direct Clutch Return.....	1.....	TBA
977.....	97687.....	Retainer W/Springs, A340 Low/Reverse Clutch (20 Springs).....	1.....	TBA
977.....	97687A.....	Retainer W/Springs, A340 Low/Reverse Clutch (18 Springs).....	1.....	TBA
977.....	97687B.....	Retainer W/Springs, A340 Low/Reverse Clutch (16 Springs).....	1.....	TBA
982.....	97982.....	Retainer, A340 2nd Brake Clutch.....	1.....	TBA
991.....	K97627.....	Linkage Assembly, A340 Internal (Manual Lever Passenger Side).....	1.....	TBA
991.....	K97627A.....	Linkage Assembly, A340 Internal (Manual Lever Drivers Side).....	1.....	TBA
991-6.....	97628.....	Bracket, A340 Park Rod (3 Bolt).....	1.....	TBA
991-6.....	97928A.....	Bracket, A340 Park Rod (2 Bolt).....	1.....	TBA
994.....	97629.....	Actuator, A340 Park Rod (12").....	1.....	TBA
994.....	97629A.....	Actuator, A340 Park Rod (19").....	1.....	TBA
995.....	K97824.....	Park Pawl Assembly, A340.....	1.....	TBA
996.....	97631.....	Fitting, A340 Cooler Line (Straight) 2" Tall.....	1.....	TBA
996.....	97631A.....	Fitting, A340 Cooler Line (Elbow) 2" Tall.....	1.....	TBA
996.....	97631B.....	Fitting, A340 Cooler Line (Elbow With Small Threaded Hole On Top).....	1.....	TBA

TOYOTA & LEXUS

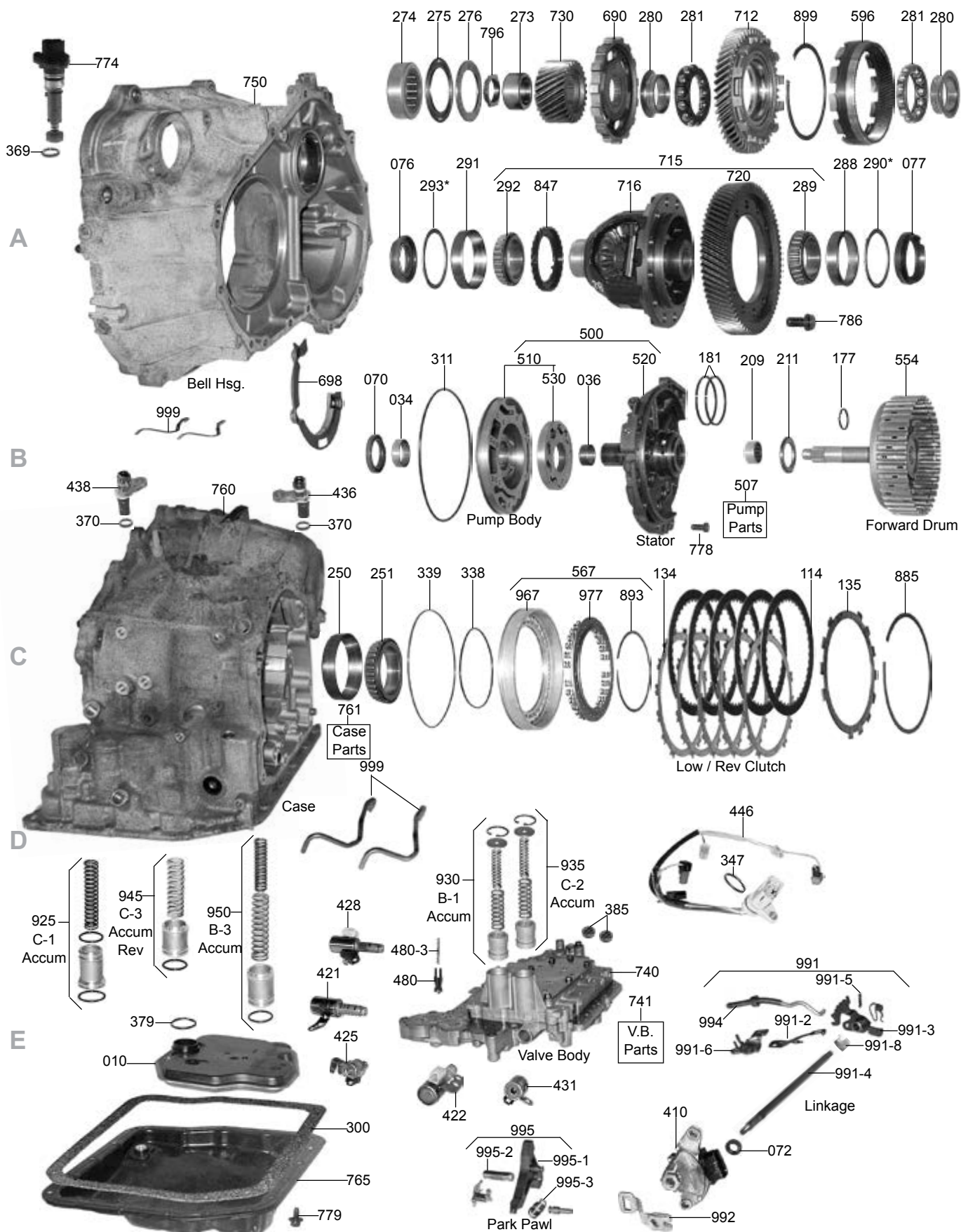
A340, A341, A343, AW4, R150F

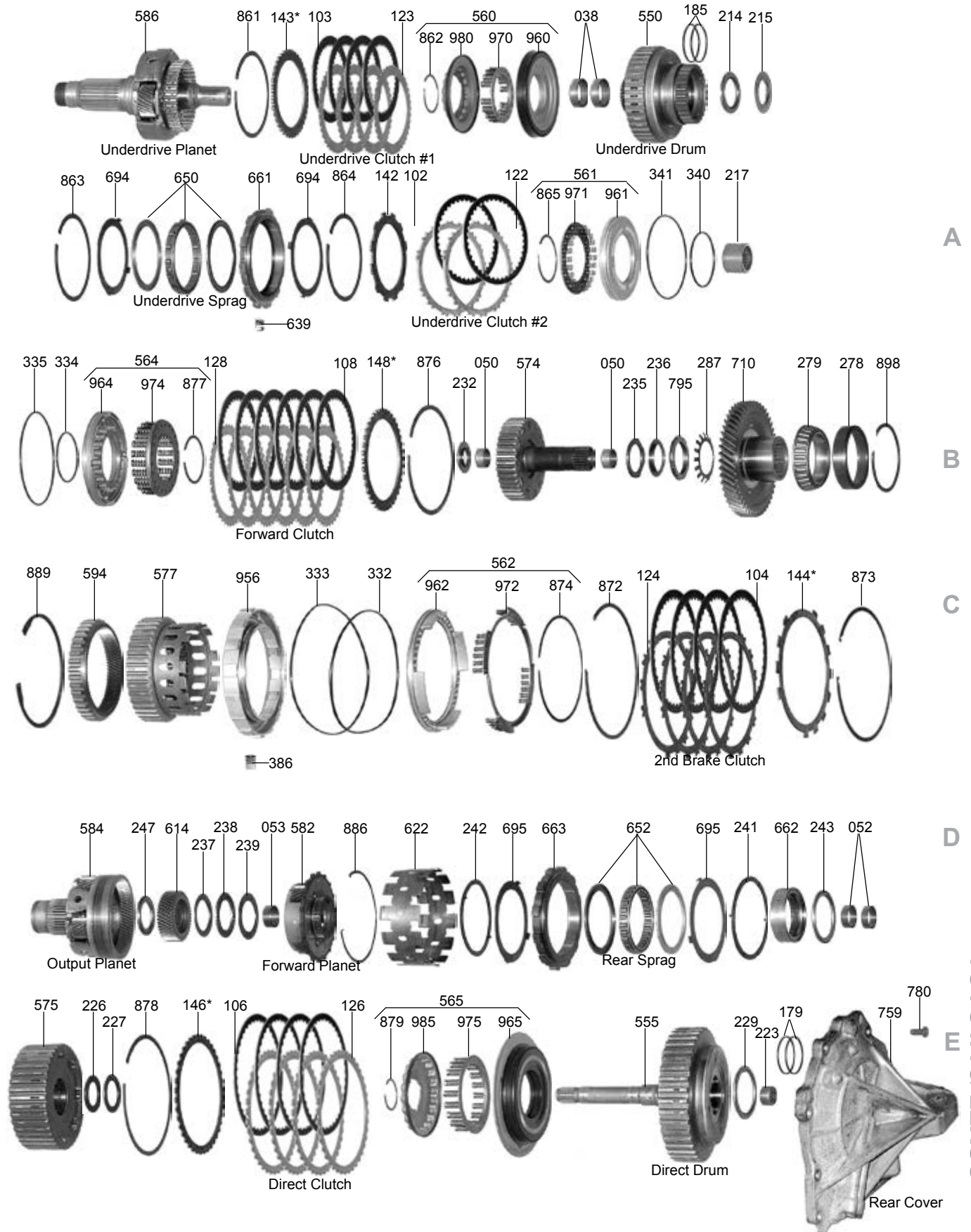
ILL#	Part#		QTY	REF#
996.....	97631C.....	Fitting, A340 Cooler Line (Elbow) 3 1/2" Tall	1	TBA
996.....	97631D.....	Fitting, A340 Cooler Line (Elbow) 3 1/2" Tall With Electric Sensor In The Side.....	1	TBA
999.....	K97632.....	Tube Set, A340 (3 Tube Type).....	1	TBA
999.....	K97632A.....	Tube Set, A340 (2 Tube Type) Tubes Are 3 1/2" Tall	1	TBA
999.....	K97632B	Tube, A340 (2 Tube Type) Tubes Are 1 1/2" Tall	1	TBA
999.....	K97632C	Tube Set, A340 (1-Tube Type).....	1	TBA

Notes

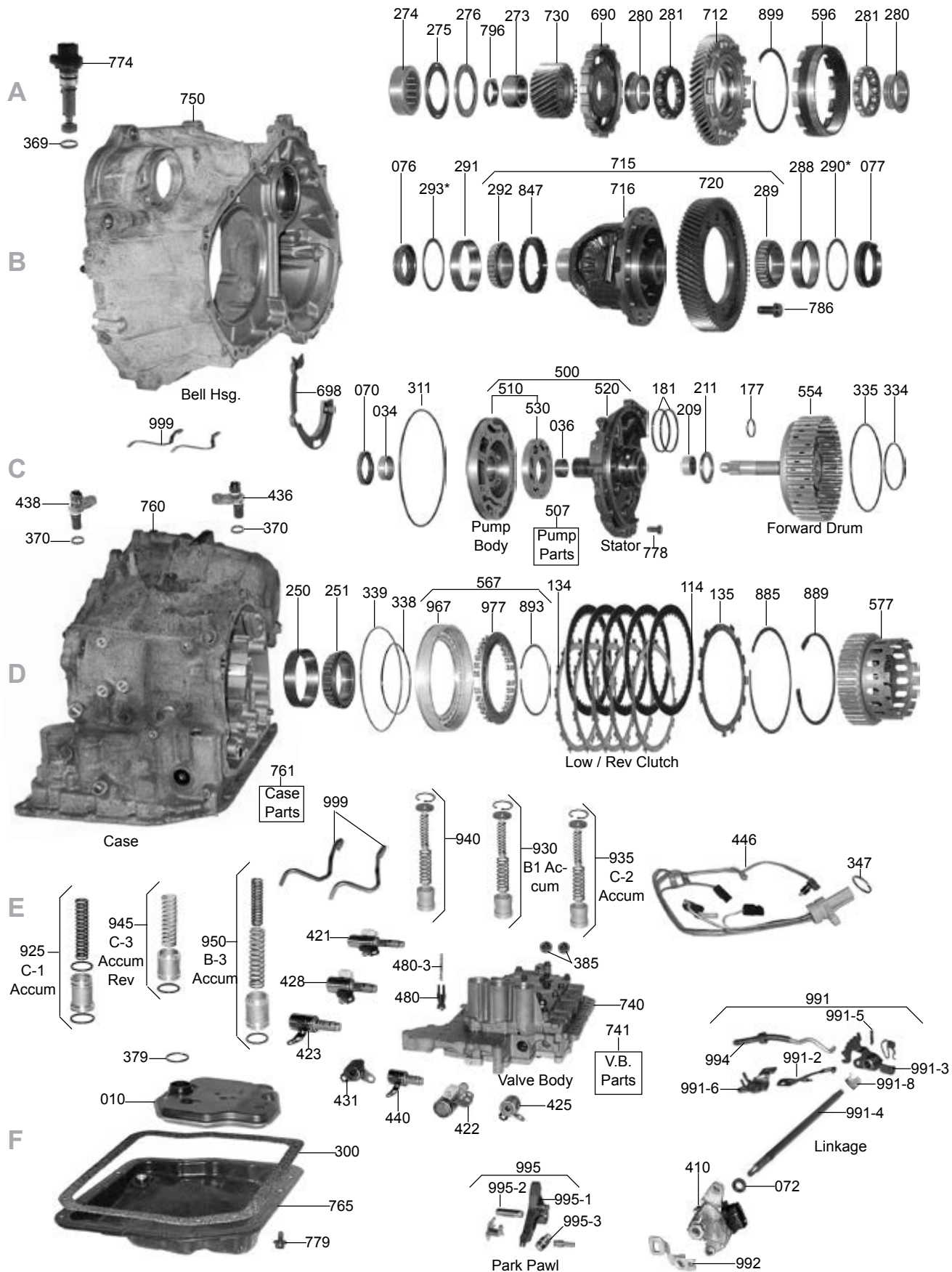
TOYOTA & LEXUS

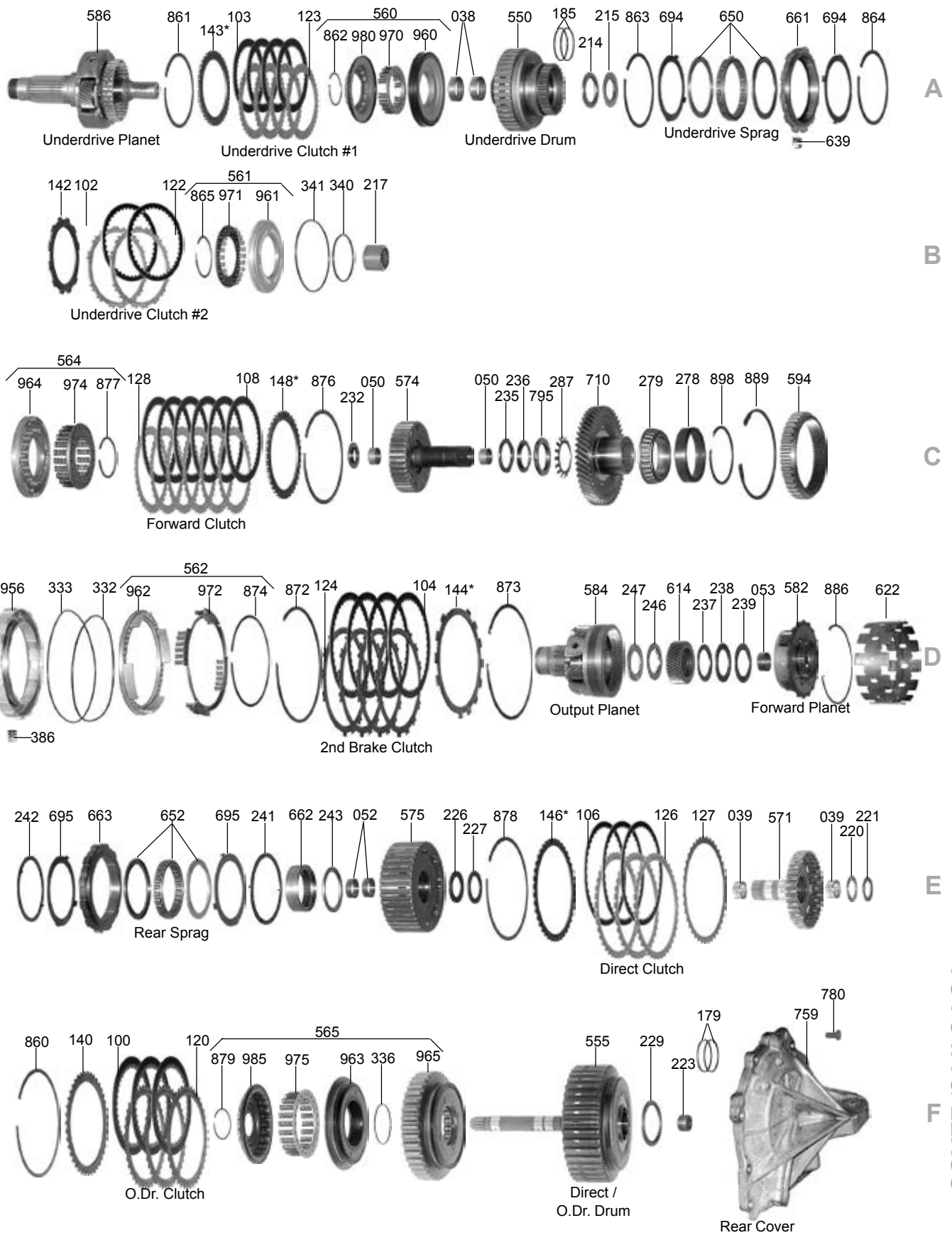
U140, U240, U241





U150, U151, U250





A
B
C
D
E
F

TOYOTA & LEXUS

TOYOTA & LEXUS

U140, U240, U150, U250 SERIES

ILL#	Part#		QTY	REF#
OVERHAUL KITS				
NI.....	K57900	Overhaul Kit, U140E/F W/ Pistons, 1998-Up.....	1	N/A
NI.....	K57900X	Overhaul Kit, U140E/F W/ Out Pistons, 1998-Up.....	1	N/A
NI.....	K57900E	Overhaul Kit, U240E/U241E W/ Pistons, 2000-Up.....	1	N/A
NI.....	K57900X	Overhaul Kit, U240E/U241E W/ Out Pistons, 2000-Up.....	1	N/A
NI.....	K57900F	Overhaul Kit, U150/U151 W/ Pistons 2002-Up.....	1	N/A
NI.....	K57900FX	Overhaul Kit, U150/U151 W/ Out Pistons 2002-Up.....	1	N/A
NI.....	K57900G	Overhaul Kit, U250E W/ Pistons 2002-Up.....	1	N/A
NI.....	K57900GX	Overhaul Kit, U250E W/ Out Pistons 2002-Up.....	1	N/A
		All Kits W/ Out Transfer Case Components- Use Sub Kit K57900-5.....		
SUB KITS & PISTON KITS				
NI.....	K57900-5	Sub Kit, Transfer Case Package, U140F / U151F, 1998-Up.....	1	N/A
NI.....	K57900-99	Kit, Bonded Pistons, U140E / F (4-Pistons) 1998-Up.....	1	N/A
NI.....	K57900E-99	Kit, Bonded Pistons, U240E / 241E (6-Pistons) 2000-Up.....	1	N/A
NI.....	K57900F-99	Kit, Bonded Pistons, U150E / U151E / F (7-Pistons) 2002-Up.....	1	N/A
NI.....	K57900G-99	Kit, Bonded Pistons, U250E (7-Pistons) 2002-Up.....	1	N/A
MASTER L/STEEL KITS				
NI.....	DK5700S	Master L/Steels Kit, U140E/F W/ Pistons Camry (V6) 02-04, Highlander 01-07, RAV4..... (4WD) 2000-07, Lexus RX300 98-03 ES300 99-01.....	1	N/A
NI.....	DK5700XS	Master L/Steels Kit, U140E/F W/Out Pistons Camry (V6) 02-04, Highlander 01-07, RAV4..... (4WD)2000-07, Lexus RX300 98-03 ES300 99-01.....	1	N/A
NI.....	DK5700ES	L/Steels Kit, U240E/U241E W/ Pistons, Camry (4 Cyl) 02-04, Matrix 03-06, Highlander..... 2001-07, Corolla 2001, Celica GTS 00-06 (1.8L Dual Cam), Solara (4 Cyl.) 02-05, RAV4..... (2WD) 2000-07, Scion tc, 05-07, Pontiac Vibe 2003.....	1	N/A
NI.....	DK5700EXS	L/Steels Kit, U240E/U241E W/Out Pistons, Camry (4 Cyl) 02-04, Matrix 03-06, Highlander..... 2001-07, Corolla 2001, Celica GTS 00-06 (1.8L Dual Cam), Solara (4 Cyl.) 02-05, RAV4..... (2WD) 2000-07, Scion tc, 05-07, Pontiac Vibe 2003.....	1	N/A
NI.....	DK5700FS	L/Steels Kit, U150E/U151E/F W/ Pistons, Camry 03-07, Sienna 04-07, Solara (6-Cyl)..... 2004-07, Avalon 05-07, Highlander 04-07, RAV 4 06-07, Sienna 04-07, Lexus ES300..... 02-03, RX330 2004-04, RX350 2007.....	1	N/A
NI.....	DK5700GS	Master L/Steels Kit, U250E W/ Pistons 2002-Up.....	1	N/A
MASTER W/STEELS KITS				
NI.....	DK5700	Master W/Steels Kit, U140E/F W/ Pistons Camry (V6) 02-04, Highlander 01-07, RAV4..... (4WD) 2000-07, Lexus RX300 98-03 ES300 99-01.....	1	N/A
NI.....	DK5700X	Master W/Steels Kit, U140E/F W/Out Pistons Camry (V6) 02-04, Highlander 01-07, RAV4..... (4WD)2000-07, Lexus RX300 98-03 ES300 99-01.....	1	N/A
NI.....	DK5700E	W/Steels Kit, U240E/U241E W/ Pistons, Camry (4 Cyl) 02-04, Matrix 03-06, Highlander..... 2001-07, Corolla 2001, Celica GTS 00-06 (1.8L Dual Cam), Solara (4 Cyl.) 02-05, RAV4..... (2WD) 2000-07, Scion tc, 05-07, Pontiac Vibe 2003.....	1	N/A
NI.....	DK5700EX	W/Steels Kit, U240E/U241E W/Out Pistons, Camry (4 Cyl) 02-04, Matrix 03-06, Highlander..... 2001-07, Corolla 2001, Celica GTS 00-06 (1.8L Dual Cam), Solara (4 Cyl.) 02-05, RAV4..... (2WD) 2000-07, Scion tc, 05-07, Pontiac Vibe 2003.....	1	N/A
NI.....	DK5700F	W/Steels Kit, U150E/U151E/F W/ Pistons, Camry 03-07, Sienna 04-07, Solara (6-Cyl)..... 2004-07, Avalon 05-07, Highlander 04-07, RAV 4 06-07, Sienna 04-07, Lexus ES300..... 02-03, RX330 2004-04, RX350 2007.....	1	N/A
NI.....	DK5700G	Master W/Steels Kit, U250E W/ Pistons 2002-Up.....	1	N/A
FILTERS				
010.....	57710	Filter, U140 / U240 / U241/ U150 (Metal & Plastic-Replaces All Metal Filter) 1998-Up.....	1	TBA
010.....	57711	Filter, U151E / F / U250E, 2003-Up.....	1	TBA
BUSHINGS				
030.....	K57901	Bushing Kit, U140, U240 Series (8-Bushings).....	1	TBA
030.....	K57901F	Bushing Kit, U151E (9-Bushings).....	1	TBA
030.....	K57901G	Bushing Kit, U150, U250.....	1	TBA
034.....	67001	Bushing, Pump Body, All.....	1	TBA
036.....	67002A	Bushing, U140/U240/U241 Stator (Front) (.840" ID) 1998-Up.....	2	TBA
038.....	57010A	Bushing, U140/U240/U241 Underdrive Drum (1.275" ID) 1998-Up.....	2	TBA
039.....	57013A	Bushing, U151 Overdrive Clutch Hub (1.005" OD)(.902" ID) 2001-Up.....	2	TBA
050.....	57013B	Bushing, U140/U240/U241 Forward Hub (.905" ID) 1998-Up.....	2	TBA
052.....	57013C	Bushing, U140/U240/U241 Direct Hub (1.190" ID) 1998-Up.....	1	TBA
053.....	57014A	Bushing, U140/U240/U241 Forward Planet (1.075" ID) 1998-Up.....	1	TBA
METAL CLAD SEALS				
070.....	57151A	Seal, Front Pump , U140/240/241/250/150/151 (Vamac-OE Recommended) 1998-Up.....	1	75082V

U150, U151, U250

ILL#	Part#		QTY	REF#
070.....	67550	Seal, U140 Front Pump (Silicone) 1998-Up	1	46226
072.....	78197	Seal, Manual Lever 1998-Up	1	48204
076.....	89159	Seal, U140/U150/U151E/F Axle (Right Side) 1998-Up	1	89028
076.....	57152A	Seal, U240/U241/U250 Axle (Right Side) (Except Celica) 1998-Up	1	75026
076.....	57152	Seal, U140F/U151F (AWD) Axle (Right Side) 1998-07	1	75620
076.....	57152C	Seal, U140F (AWD) Axle (Right Side) 2007-Up	1	75348
076.....	89154	Seal, U240E Axle (Both Sides) (Celica) 1998-Up	2	63701
077.....	89160	Seal, U140/150/151E, Axle (Left Side) (Exc AWD) 1998-Up	1	89029
077.....	57152B	Seal, U240/U241/U250 Axle (Left Side) (Except Celica) 1998-Up	1	75069
077.....	57152D	Seal, U140F (AWD) Axle (Left Side) 2007-Up	1	75401
NI.....	57160A	Seal, Transfer Case Right Side (Outer) 1998-Up	1	75402
NI.....	57160B	Seal, Transfer Case Right Side (Inner) 1998-Up	1	75370
NI.....	57161A	Seal, Transfer Case Left Side To Transmission 1998-Up	1	75009
NI.....	57162A	Seal, Transfer Case Extension Housing 1998-Up	1	75062

FRICTIONS

100.....	57107	Friction, Overdrive Clutch, U150/U151/U250, .066" 40T, 5.950" OD, 2001-Up	4	TBA
102.....	57106	Friction, Underdrive Clutch #2, U140/U150/U151, .071", 28T, 4.635" OD, 1998-Up	4	TBA
102.....	57106E	Friction, Underdrive Clutch #2, U240/U241/U250, .071", 28T, 4.430" OD, 1998-Up	4	TBA
103.....	57105	Friction, Underdrive Clutch #1, U140/U150/U151, .071", 40T, 4.920" OD, 1998-Up	4	TBA
103.....	57105E	Friction, Underdrive Clutch #1, U240/U241/U250, .071", 40T, 4.490" OD, 1998-Up	4	TBA
104.....	57102	Friction, 2nd Brake Clutch, .073", 40T, 6.700" OD, 1998-Up	4	TBA
106.....	57104	Friction, Direct Clutch, U140/U240/U241, .070", 40T, 6.185" OD, 1998-Up	4	TBA
106.....	57104A	Friction, Direct Clutch, U150/U151/U250, .059", 40T, 6.185" OD, 1998-Up	3	TBA
108.....	57103	Friction, Forward Clutch, .074", 40T, 5.382" OD, 1998-Up	5-6	TBA
114.....	57109	Friction, Low/Rev Clutch, .072", 40T, 6.415" OD, 1998-Up	5-7	TBA
119.....	K57F	Friction Module, U140E/U140F 1998-Up	1	TBA
119.....	K57EF	Friction Module, U240/U241 1998-Up	1	TBA
119.....	K57FF	Friction Module, U151 2001-Up	1	TBA

STEELS

120.....	57117	Steel, Overdrive Clutch, U150/U151/U250 (.071" 40T, 5.005" ID) 2001-Up	4	TBA
122.....	57116	Steel, Underdrive Clutch #2, U140/U150/U151 (.071", 11T, 3.665" ID, 1998-Up	4	TBA
122.....	57116E	Steel, Underdrive Clutch #2, U240/U241/U250 (.071", 11T, 3.525" ID) 2000-Up	4	TBA
123.....	57115	Steel, Underdrive Clutch #1, U140/U150/U151 (.078", 40T, 3.910" ID) 1998-Up	4	TBA
123.....	57115E	Steel, Underdrive Clutch #1, U240/U241/U250 (.078", 40T, 3.575" ID) 2000-Up	4	TBA
124.....	57114	Steel, 2nd Brake Clutch, U140/150/240/250 (.079", 12T, 5.640" ID) 1998-Up	4	TBA
126.....	57112	Steel, Direct Clutch, U140/U240/U241 (.118", 40T, 5.538" ID) 1998-Up	4	TBA
126.....	57112A	Steel, Direct Clutch, U150/U151/U250 (.071", 40T, 5.538" ID) 2001-Up	3	TBA
127.....	57117FA	Cushion Plate, Overdrive Clutch, U151/U250 (.058", 40T, 5.575" ID, Dished) 2001-Up	1	TBA
128.....	57111	Steel, Forward Clutch, U140/150/240/250 (.071", 40T, 4.499" ID) 1998-Up	5-6	TBA
134.....	57113	Steel, Low/Rev Clutch, U140/150/240/250 (.070", 12T, 5.640" ID) 1998-Up	5-7	TBA
135.....	57113AA	Backing Plate, Low/Rev Clutch, U140/150/240/250 (.075", 12T, ID #2) 1998-Up	1	TBA
135.....	57113A	Backing Plate, Low/Rev Clutch, U140/150/240/250 (.078", 12T, ID #3) 1998-Up	1	TBA
135.....	57113B	Backing Plate, Low/Rev Clutch, U140/150/240/250 (.083", 12T, ID #4) 1998-Up	1	TBA
135.....	57113BA	Backing Plate, Low/Rev Clutch, U140/150/240/250 (.086", 12T, ID #5) 1998-Up	1	TBA
135.....	57113C	Backing Plate, Low/Rev Clutch, U140/150/240/250 (.091", 12T, ID #6) 1998-Up	1	TBA
135.....	57113D	Backing Plate, Low/Rev Clutch, U140/150/240/250 (.094", 12T, ID #7) 1998-Up	1	TBA
135.....	57113E	Backing Plate, Low/Rev Clutch, U140/150/240/250 (.098", 12T) 1998-Up	1	TBA
139.....	K57S	Steel Module, U140 1998-Up	1	TBA
139.....	K57ES	Steel Module, U240/U241/U250 1998-Up	1	TBA
139.....	K57FS	Steel Module, U150/U151 2001-Up	1	TBA

PRESSURE PLATES

140.....	57137F	Press Plate, U150/U250 Overdrive (.134", 40T (5.005" ID, Stepped) 2001-Up	1	TBA
142.....	57136	Press Plate, U140/U150 Underdrive Clu #2 (.118", 11T, 3.662" ID #1) 1998-Up	1	TBA
142.....	57136A	Press Plate, U140/U150 Underdrive Clu #2 (.125", 11T, 3.662" ID #2) 1998-Up	1	TBA
142.....	57136B	Press Plate, U140/U150 Underdrive Clu #2 (.133", 11T, 3.662" ID #3) 1998-Up	1	TBA
142.....	57136E	Press Plate, U240/U241/U250 Underdrive Clu #2 (.119", 11T, 3.524" ID #A) 2000-Up	1	TBA
142.....	57136EA	Press Plate, U240/U241/U250 Underdrive Clu #2 (.126", 11T, 3.524" ID #B) 2000-Up	1	TBA
143.....	57135	Pressure Plate, U140/U151 Underdrive Clu #1 (.118", 40T, 3.905" ID #1) 1998-Up	1	TBA
143.....	57135A	Pressure Plate, U140/U151 Underdrive Clu #1 (.125", 40T, 3.905" ID #2) 1998-Up	1	TBA
143.....	57135B	Pressure Plate, U140/U151 Underdrive Clu #1 (.133", 40T, 3.905" ID #3) 1998-Up	1	TBA
143.....	57135E	Press Plate, U240/U241/U250 Underdrive Clu #1 (.118", 40T, 3.575" ID #1) 2000-Up	1	TBA
143.....	57135EA	Press Plate, U240/U241/U250 Underdrive Clu #1 (.122", 40T, 3.575" ID #2) 2000-Up	1	TBA
143.....	57135EB	Press Plate, U240/U241/U250 Underdrive Clu #1 (.126", 40T, 3.575" ID #3) 2000-Up	1	TBA
144.....	57133	Press Plate, U140/U151/U240/U241/U250 2nd Brake Clutch (.118", ID #1) 1998-Up	1	TBA
144.....	57133A	Press Plate, U140/U151/U240/U241/U250 2nd Brake Clutch (.122", ID #2) 1998-Up	1	TBA

TOYOTA & LEXUS

U150, U151, U250

ILL#	Part#		QTY	REF#
144.....	57133B.....	Press Plate, U140/U151/U240/U241/U250 2nd Brake Clutch (.125", ID #3) 1998-Up.....	1.....	TBA
144.....	57133C.....	Press Plate, U140/U151/U240/U241/U250 2nd Brake Clutch (.130", ID #4) 1998-Up.....	1.....	TBA
144.....	57133D.....	Press Plate, U140/U151/U240/U241/U250 2nd Brake Clutch (.134", ID #5) 1998-Up.....	1.....	TBA
144.....	57133E.....	Press Plate, U140/U151/U240/U241/U250 2nd Brake Clutch (.138", ID #6) 1998-Up.....	1.....	TBA
144.....	57133F.....	Press Plate, U140/U151/U240/U241/U250 2nd Brake Clutch (.142", ID #7) 1998-Up.....	1.....	TBA
146.....	57132AA.....	Press Plate, U140/U151/U240/U241/U250 Direct Clutch (.118", 40T) 1998-Up.....	1.....	TBA
146.....	57132.....	Press Plate, U140/U151/U240/U241/U250 Direct Clutch (.122", 40T) 1998-Up.....	1.....	TBA
146.....	57132A.....	Press Plate, U140/U151/U240/U241/U250 Direct Clutch (.126", 40T) 1998-Up.....	1.....	TBA
146.....	57132B.....	Press Plate, U140/U151/U240/U241/U250 Direct Clutch (.130", 40T) 1998-Up.....	1.....	TBA
146.....	57132C.....	Press Plate, U140/U151/U240/U241/U250 Direct Clutch (.134", 40T) 1998-Up.....	1.....	TBA
146.....	57132D.....	Press Plate, U140/U151/U240/U241/U250 Direct Clutch (.138", 40T) 1998-Up.....	1.....	TBA
148.....	57131.....	Press Plate, U140/U151/U240/U241/U250 Forward Clu (.118", 40T, ID #1) 1998-Up.....	1.....	TBA
148.....	57131A.....	Press Plate, U140/U151/U240/U241/U250 Forward Clu (.124", 40T, ID #2) 1998-Up.....	1.....	TBA
148.....	57131B.....	Press Plate, U140/U151/U240/U241/U250 Forward Clu (.130", 40T, ID #3) 1998-Up.....	1.....	TBA
148.....	57131C.....	Press Plate, U140/U151/U240/U241/U250 Forward Clu (.135", 40T, ID #4) 1998-Up.....	1.....	TBA
148.....	57131D.....	Press Plate, U140/U151/U240/U241/U250 Forward Clu (.141", 40T, ID #5) 1998-Up.....	1.....	TBA
SEALING RINGS				
NI.....	K57903.....	Ring Kit, U140/U240/U241, 1998-Up.....	1.....	TBA
NI.....	K75903A.....	Ring Kit, U150/U151/U250, 2002-Up.....	1.....	TBA
177.....	57301T.....	Ring, U140/U240/U241 Forward Drum Shaft (Teflon) 1998-Up.....	1.....	TBA
179.....	57302T.....	Ring, U140/U240/U241 Rear Cover (Teflon) 1998-Up.....	2.....	TBA
181.....	57303T.....	Ring, U140/U240/U241 Stator (Rear) (Teflon) 1998-Up.....	2.....	TBA
VALVE BODY KITS				
165.....	K57908.....	Valve Body Kit, U140/240/241, Shuttle Shifts, TCC Slips (Transgo# SKU140).....	1.....	TBA
165.....	K57908S.....	Valve Body Kit, U140/240/241/150/151/250, Lube Flow, 2-3 Slip, (Superior STL-U140-U250).....	1.....	TBA
165.....	K57908FA.....	Valve Body Kit, U150/U151/U250, Shuttle Shifts, TCC Slips (Transgo# SKU151).....	1.....	TBA
165.....	K57908F.....	Shift Fix, 2-3 Valve, U151E/U250E, Fixes Sticking Direct Cl Valve (Transgo #U151-23-SR).....	1.....	TBA
WASHERS & BEARINGS				
209.....	57415A.....	Caged Needle Brg, U140/U150/U151/U240/U241/U250 Stator (Rear) 1998-Up.....	1.....	TBA
211.....	57416A.....	Bearing W/Races, U140/U150/U151/U240/U241/U250 Stator To Forward Drum 1998-Up.....	1.....	TBA
214.....	57417A.....	Bearing, U140/U150/U151/U240/U241/U250 Underdrive Drum To Case 1998-Up.....	1.....	TBA
215.....	57431A.....	Race, U140/U150/U151/U240/U241/U250 UD Drum (#214) To Case (2.150" OD, 1.165" ID) 98-Up.....	1.....	TBA
217.....	57418A.....	Caged Needle Bearing, U140/U150/U151/U240/U241/U250 Underdrive Planet Shaft To Case.....	1.....	TBA
		(Cast # DB502514 NSK or F390164 INA USA) 1998-Up.....		
220.....	K57419A.....	Bearing & Race Kit, U150/U151/U250 OD Clu Hub To OD Drum 2001-Up.....	1.....	TBA
221.....	K57419A.....	Bearing & Race Kit, U150/U151/U250 OD Clu Hub To OD Drum 2001-Up.....	1.....	TBA
223.....	57420A.....	Caged Needle Bearing, U140/U240/U241 Rear Cover (F300463 INA) 1998-Up.....	1.....	TBA
226.....	K57421A.....	Bearing & Race Kit, U140/240/241 Direct Clu Hub To Direct Drum, 1998-Up.....	1.....	TBA
226.....	K57421E.....	Bearing & Race Kit, U150/U151/U250 Direct Clu Hub To Direct Drum, 2001-Up.....	1.....	TBA
227.....	K57421A.....	Bearing & Race Kit, U140/240/241 Direct Clu Hub To Direct Drum, 1998-Up.....	1.....	TBA
227.....	K57421E.....	Bearing & Race Kit, U150/U151/U250 Direct Clu Hub To Direct Drum, 2001-Up.....	1.....	TBA
229.....	57426A.....	Brg W/Races, U140/U240/U241, Direct Drum To Rear Cover, 1998-Up.....	1.....	TBA
229.....	57423E.....	Brg W/Races, U150/U151/U250, Direct/OD Drum To Rear Cover, 2001-Up.....	1.....	TBA
232.....	57424A.....	Bearing W/Races, U140/U150/U151/U240/U241/U250 Forward Drum To Clutch Hub 1998-Up.....	1.....	TBA
235.....	K57435A.....	Bearing & Race Kit, U140/U150/U151/U240/U241/U250 Fwd Clu Hub To Drive Gear, 1998-Up.....	1.....	TBA
236.....	K57435A.....	Bearing & Race Kit, U140/U150/U151/U240/U241/U250 Fwd Clu Hub To Drive Gear, 1998-Up.....	1.....	TBA
237.....	K57425A.....	Bearing & Race Kit, U140/240/241, Output Sun Gear To Fwd Planet, 1998-Up.....	1.....	TBA
237.....	K57425E.....	Bearing & Race Kit, U150/U151/U250, Output Sun Gear To Fwd Planet, 2001-Up.....	1.....	TBA
238.....	K57425A.....	Bearing & Race Kit, U140/240/241, Output Sun Gear To Fwd Planet, 1998-Up.....	1.....	TBA
238.....	K57425E.....	Bearing & Race Kit, U150/U151/U250, Output Sun Gear To Fwd Planet, 2001-Up.....	1.....	TBA
239.....	K57425A.....	Bearing & Race Kit, U140/240/241, Output Sun Gear To Fwd Planet, 1998-Up.....	1.....	TBA
239.....	K57425E.....	Bearing & Race Kit, U150/U151/U250, Output Sun Gear To Fwd Planet, 2001-Up.....	1.....	TBA
241.....	57402A.....	Washer, U140/U150, Sprag Retainer To Direct Clu Hub (2-Tab, Plastic) 1998-Up.....	1.....	TBA
241.....	57401A.....	Washer, U150/U250, Sprag Retainer To Direct Clu Hub (3-Tab, Plastic) 1998-Up.....	1.....	TBA
241.....	57401B.....	Washer, U150/U250, Sprag Retainer To Direct Clu Hub (4-Tab, Plastic) 1998-Up.....	1.....	TBA
242.....	57402A.....	Washer, U140/U150/U151/U240/U241/U250 Forward Planet To Sprag Retainer (2-Tab, Plastic).....	1.....	TBA
243.....	57426A.....	Bearing, U140/U150/U151/U240/U241/U250, Direct Clu Hub To Rear Sprag Race, 1998-Up.....	1.....	TBA
246.....	K57427E.....	Bearing & Race Kit, U150/U151 Output Planet To Sun Gear (2-Piece) 2001-Up.....	1.....	TBA
247.....	K57427E.....	Bearing & Race Kit, U150/U151 Output Planet To Sun Gear (2-Piece) 2001-Up.....	1.....	TBA
247.....	57427A.....	Bearing, U140/U240/U241/U250 Output Planet To Sun Gear (1-Piece) 1998-Up.....	1.....	TBA
249.....	57440G.....	Inner Race, U250 Output Planet To Ball Bearing (Cast # UR) 1998-Up.....	1.....	TBA
250.....	57978A.....	Cup Race, U140/151/240/241 Output Planet To Case (30-Roller, #R59Z-7 NSK) 1998-Up.....	1.....	TBA
250.....	57978G.....	Cup Race, U250 Output Planet To Case (22-Ball, BA56Z-2 NSK) 1998-Up.....	1.....	TBA
251.....	57977A.....	Cone Brg, U140/151/240/241 Output Planet To Case (R59Z-7 NSK) (30-Roller) 99-Up.....	1.....	TBA
251.....	57977G.....	Cone Brg, U250 Output Planet To Case (BA59Z-2 NSK) (22-Ball) 1998-Up.....	1.....	TBA

ILL#	Part#		QTY	REF#
273.....	57471A.....	Bearing Collar, U140/U150/U151 UD Planet Shaft To Bell Hsg (2.085" OD) 1998-Up.....	1.....	TBA
273.....	57472E.....	Bearing Collar, U240 UD Planet Shaft To Bell Hsg (1.965" OD) 1998-Up.....	1.....	TBA
273.....	57472EA.....	Bearing Collar, U241/U250 UD Planet Shaft To Bell Hsg (1.888" OD) 1998-Up.....	1.....	TBA
274.....	57428A.....	Caged Needle Brg, U140/U151 UD Planet Shaft To Bell Hsg (14 Needles) 1998-up.....	1.....	TBA
274.....	57428E.....	Caged Needle Brg, U240/U241/U250 UD Planet Shaft To Bell Hsg (17 Needles) 1998.....	1.....	TBA
275.....	K57429A.....	Bearing & Race Kit, , U140//U150/U151 Bell Hsg To Diff Drive Gear (3.333" OD)1998-Up.....	1.....	TBA
275.....	K57429E.....	Bearing & Race Kit, , U240//U241/U250 Bell Hsg To Diff Drive Gear (3.068" OD)1998-Up.....	1.....	TBA
276.....	57446A.....	Bearing & Race Kit, , U140//U150/U151 Bell Hsg To Diff Drive Gear (3.333" OD)1998-Up.....	1.....	TBA
276.....	57439E.....	Bearing & Race Kit, , U240//U241/U250 Bell Hsg To Diff Drive Gear (3.068" OD)1998-Up.....	1.....	TBA
277.....	57440G.....	Inner Race, U250 Drive Gear To Ball Bearing (Cast # UR) (Also U250 (#249) 99-Up.....	1-2.....	TBA
278.....	57978A.....	Cup Race, U140/151/240/241 Transfer Drive Gear To Case (30-Roller, #R59Z-7 NSK) 1998-Up.....	1-2.....	TBA
278.....	57978G.....	Cup Race, U250 Transfer Drive Gear To Case (22-Ball, BA56Z-2 NSK) 1998-Up.....	1-2.....	TBA
279.....	57977A.....	Cone Brg, U140/151/240/241 Transfer Drive Gear To Case (R59Z-7 NSK) (30-Roller) 99-Up.....	1-2.....	TBA
279.....	57977G.....	Cone Brg, U250 Transfer Drive Gear To Case (BA59Z-2 NSK) (22-Ball) 1998-Up.....	1-2.....	TBA
280.....	K57977AA.....	Bearing & Inner Race Kit, U140, Transfer Driven Gear (Tapered 27-Roller Type) 1998-Up.....	1-2.....	TBA
280.....	K57977EA.....	Bearing & Inner Race Kit, U240, Transfer Driven Gear (Tapered 22-Roller Type) 1998-Up.....	1-2.....	TBA
280.....	K57977EB.....	Bearing & Inner Race Kit, U241/U250, Transfer Driven Gear (13-Ball Type) 1998-Up.....	1-2.....	TBA
280.....	K57977F.....	Bearing & Inner Race Kit, U151, Transfer Driven Gear (16-Ball Type) 1998-Up.....	1-2.....	TBA
280.....	K57977GA.....	Bearing & Inner Race Kit, U250, Transfer Driven Gear (14-Ball Type) 1998-Up.....	1-2.....	TBA
280.....	K57977GB.....	Bearing & Inner Race Kit, U150, Transfer Driven Gear (Tapered 31-Roller Type) 1998-Up.....	1-2.....	TBA
281.....	K57977AA.....	Bearing & Inner Race Kit, U140, Transfer Driven Gear (Tapered 27-Roller Type) 1998-Up.....	1-2.....	TBA
281.....	K57977EA.....	Bearing & Inner Race Kit, U240, Transfer Driven Gear (Tapered 22-Roller Type) 1998-Up.....	1-2.....	TBA
281.....	K57977EB.....	Bearing & Inner Race Kit, U241/U250, Transfer Driven Gear (13-Ball Type) 1998-Up.....	1-2.....	TBA
281.....	K57977F.....	Bearing & Inner Race Kit, U151, Transfer Driven Gear (16-Ball Type) 1998-Up.....	1-2.....	TBA
281.....	K57977GA.....	Bearing & Inner Race Kit, U250, Transfer Driven Gear (14-Ball Type) 1998-Up.....	1-2.....	TBA
281.....	K57977GB.....	Bearing & Inner Race Kit, U150, Transfer Driven Gear (Tapered 31-Roller Type) 1998-Up.....	1-2.....	TBA
287.....	57403A.....	Washer, U140/U151/U240/U241/U250 Nut To Drive Gear 1998-Up.....	1.....	TBA
288.....	57978AA.....	Cup Race, U140/U151 Diff (Case Side) & Diff (Bell Hsg Side) (3.545" OD) 1998-Up.....	1-2.....	TBA
288.....	57978E.....	Cup Race, U240 Differential (Case Side) (2.835" OD) 1998-Up.....	1.....	TBA
288.....	57978EA.....	Cup Race, U241/U250 Differential (Case Side) (3.150" OD) 1998-Up.....	1-2.....	TBA
289.....	57977AB.....	Cone Brg, U140 Diff (Case Side) (KOYO# STB5090, 1.960" ID, 28 Rollers).....	1-2.....	TBA
289.....	57977AC.....	Cone Brg, U140F AWD Diff (Case Side) & Diff (Bell Side).....	1-2.....	TBA
289.....	57977EC.....	Cone Bearing, U240 Diff (Case Side) (44KB721 NACHI) 1.730" ID (23 Rollers) 1998-Up.....	1-2.....	TBA
289.....	57977ED.....	Cone Brg, U241 (U250 Some) Diff (Case Side) (STB5080) (1.965" ID) (26 Rollers) 99-Up.....	1.....	TBA
289.....	57977FA.....	Cone Brg, U151 Diff(Case Side) & Diff(Bell Hsg) (30210JR-1)(1.965" ID) (19 Rollers) 99-Up.....	1-2.....	TBA
289.....	57977GB.....	Cone Brg, U250 Diff(Case Side) & Diff(Bell Hsg) (STA5076) (1.965" ID) (29 Rollers) 99-Up.....	1-2.....	TBA
290.....	57447A.....	Shim, U140/U151 Diff(Case Side) & U140 Diff(Bell Hsg Side)Selective (3.525" OD) 1998-Up.....	1-2.....	TBA
290.....	57447E.....	Shim, U240 Differential (Case Side) Selective (2.820" OD) 1998-Up.....	1.....	TBA
290.....	57447G.....	Shim, U241/U250 Differential (Case Side) Selective (3.130" OD) 1998-Up.....	1.....	TBA
291.....	57977EE.....	Cup Race, U240 Diff(Bell Housing Side) (TRA080702 KOYO) (2.680" OD) 1998-Up.....	1.....	TBA
291.....	57977EF.....	Cup Race, U241/U250 Differential (Bell Housing Side) (R50-41 NSK) (2.992" OD) 1998-Up.....	1.....	TBA
291.....	57978AA.....	Cup Race, U140, Diff (Bell Hsg Side).....	1.....	TBA
292.....	57977AB.....	Cone Bearing, U140, Diff (Bell Hsg Side) (KOYO# STB5090, 1.960" ID, 28 Rollers).....	1.....	TBA
292.....	57977EG.....	Cone Brg, U240 Diff (Bell Hsg Side) (TRA080702 KOYO) (1.570" ID) 24 Rollers, 1998-Up.....	1.....	TBA
292.....	57977EH.....	Cone Bearing, U241 Differential (Bell Housing Side) (R50-41 NSK) (1.965" ID) 1998-Up.....	1.....	TBA
292.....	57977FA.....	Cone Bearing, U151, Diff (Bell Hsg Side).....	1.....	TBA
292.....	57977GB.....	Cone Bearing, U250, Diff (Bell Hsg Side).....	1.....	TBA
293.....	57447A.....	Shim, U140 Diff (Bell Hsg Side) (Selective (3.525" OD) 1998-Up.....	1-2.....	TBA

GASKETS & RUBBER COMPONENTS

300.....	57500.....	Gasket, U140/U150/U151/U240/U241/U250 Bottom Pan (Cork) 1998-Up.....	1.....	TBA
300.....	57500F.....	Gasket, U140/U150/U151/U240/U241/U250 Bottom Pan (Farpak) 1998-Up.....	1.....	TBA
311.....	57516A.....	O-Ring, U140/U150/U151/U240/U241/U250 Pump Body 1998-Up.....	1.....	TBA

TECHNICAL MANUALS

400.....	TMU140E.....	Technical Manual, U140, U240 Series.....	1.....	TBA
400.....	TMU140D.....	Diagnostic Guide, U140, U240 Series.....	1.....	TBA
400.....	TMU150.....	Technical Manual, U150, U250 Series.....	1.....	TBA
400.....	TMU150D.....	Diagnostic Guide, U150, U250 Series.....	1.....	TBA

ELECTRICAL COMPONENTS

410.....	57991.....	Neutral Safety Switch, U140/U150/U151/U240/U241/U250 (9-Pin Conn, 6-Screw Type) 1998-Up.....	1.....	TBA
410.....	57991F.....	Neutral Safety Switch, U140/U150/U151/U240/U241/U250 (9-Pin Conn, 7-Rivet Type) 1998-Up.....	1.....	TBA
420.....	K57958.....	Solenoid Kit, U140/U240/U241 (5 Solenoids) 1998-Up.....	1.....	52-9026
420.....	K57958F.....	Solenoid Kit, U150/U151 (7 Solenoids) 2002-Up.....	1.....	52-9034
421.....	57954.....	Solenoid, U140/U240/U241, SL1, Shift #1, Linear 1998-Up.....	1.....	52-0389
421.....	57955P.....	Solenoid, U150/151/U250, Shift, SL2 & SL3, Linear, 2002-Up.....	2.....	52-0415
422.....	57955.....	Solenoid, U140/U240/U241, SL2, Shift #2, Linear 1998-Up.....	1.....	52-0390

U150, U151, U250

ILL#	Part#		QTY	REF#
422	57956P	Solenoid, U150/151/U250, Shift, S2 / SR, Position #2, 2002-Up	1	52-0379
423	57954P	Solenoid, U150/151/U250, SL1, Shift #1, Linear 2002-Up	1	52-0416
425	57957	Solenoid, U140/U240/U241, Lock-Up, DSL, 1998-Up	1	52-0377
425	57953M	Solenoid, U150/151/U250, Lock-Up, DSL, 2002-Up	1	52-0380
428	57958	Solenoid, U140/U240/U241, SLT, EPC (Electronic Pressure Control) 1998-Up	1	52-0393
428	57958P	Solenoid, U150/151/U250, SLT, EPC (Electronic Pressure Control) 2002-Up	1	52-0414
431	57956	Solenoid, U140/U240/U241, Shift 3, SS3 / S4, 1998-Up	1	52-0388
440	57956N	Solenoid, U150/151/U250, Shift 3, SS3 / S4, Position #3, 2002-Up	1	52-0381
436	57951	Sensor, U140/240/241/250 Input & Output (2 Prong W/ .075" Metal Tip) 99-Up	1	TBA
436	57951F	Sensor, U151 Input & Output (2 Prong W/ .175" Metal Tip) 2001-Up	1	TBA
446	57988	Wire Harness, U140/U240/U241/U250 Internal (10 Prong Connector) 1998-Up	1	TBA
446	57988F	Wire Harness, U151/U250 Internal (13 Prong Connector) 2001-Up	1	TBA
MISCELLANEOUS COMPONENTS				
480	57628M	Valve, Anti-Drain Back Check Valve, U140/U240/U150/U250	1	TBA
492	57621	Drain Plug, U140/U151/U240/U241/U250 (Allen Head) 1998-Up	1	TBA
PUMPS & PUMP COMPONENTS				
500	57912	Pump, U140 (Vented, W/ Crescent Type Body) 1998-00	1	TBA
500	57912A	Pump, U140 (Vented, .422" Rotor Body) 2001-Up	1	TBA
500	57912B	Pump, U140/U150/U151/U240/U241/U250 (Non-Vented, .422" Rotor Body) 2000-Up	1	TBA
500	57912F	Pump, U151 (Non-Vented, .460" Rotor Body) 2005-Up	1	TBA
510	57916A	Pump Body W/Gears, U140 (With Crescent Type) 1998-00	1	TBA
510	57916AA	Pump Body W/Gears W/Gears, U140/U150/U151/U240/U241/U250 (.422" Thick Gears) 2000-Up	1	TBA
510	57916G	Pump Body W/Gears, U151(.460" Thick Gears) 2005-Up	1	TBA
520	57915A	Pump Stator, U140 (For Vented, Crescent Type Body) 1998-00	1	TBA
520	57915AA	Pump Stator, U140 (For Vented, Rotor Type Body) 2001-Up	1	TBA
520	57915F	Stator, U140/U150/U151/U240/U241/U250 (For Non-Vented, Rotor Body Type) 2000-Up	1	TBA
530	K57201	Pump Gears, U140 (Crescent Type Body) 1998-00	1	TBA
530	K57201A	Pump Gears, U140/U150/U151/U240/U241/U250 (.422" Rotor Type) 2000-Up	1	TBA
530	K57201B	Pump Gears, U151 (.460" Rotor Type) 2005-Up	1	TBA
DRUMS & CLUTCH HUBS				
550	57732A	Drum W/ Sun Gear, Underdrive Clutch, U140/U150/U151 (35T Sun Gear) 1998-Up	1	TBA
550	57732E	Drum W/ Sun Gear, Underdrive Clutch, U240/U241/U250 (32T Sun Gear) 2000-Up	1	TBA
550	K57749A	Underdrive Geartrain, U140 (53T, No-ID Transfer Gear, 25T, 3-ID Diff Pinion Gear)	1	TBA
550	K57749AA	Underdrive Geartrain, U140 (53T, No-ID Transfer Gear, 27T, 4-ID Diff Pinion Gear)	1	TBA
550	K57749AB	Underdrive Geartrain, U140 (53T, No-ID Transfer Gear, 28T, 4-ID Diff Pinion Gear)	1	TBA
550	K57749AC	Underdrive Geartrain, U140 (53T, No-ID Transfer Gear, 24T, 2-ID Diff Pinion Gear)	1	TBA
550	K57749AD	Underdrive Geartrain, U140 (53T, No-ID Transfer Gear, 23T, 1-ID Diff Pinion Gear)	1	TBA
550	K57749E	Underdrive Geartrain, U240/U241 (51T, 1-ID Transfer Gear, 26T, 1-ID Diff Pinion Gear)	1	TBA
550	K57749EA	Underdrive Geartrain, U240/U241 (51T, 1-ID Transfer Gear, 27T, 3-ID Diff Pinion Gear)	1	TBA
550	K57749EB	Underdrive Geartrain, U240/U241 (51T, 1-ID Transfer Gear, 26T, 2-ID Diff Pinion Gear)	1	TBA
550	K57749EC	Underdrive Geartrain, U240/U241 (51T, 1-ID Transfer Gear, 25T, No-ID Diff Pinion Gear)	1	TBA
550	K57749ED	Underdrive Geartrain, U240/U241 (51T, 1-ID Transfer Gear, 25T, 4-ID Diff Pinion Gear)	1	TBA
550	K57749F	Underdrive Geartrain, U150/U151 (57T, 2-ID Transfer Gear, 25T, 1-ID Diff Pinion Gear)	1	TBA
550	K57749FA	Underdrive Geartrain, U150/U151 (57T, 2-ID Transfer Gear, 23T, No-ID Diff Pinion Gear)	1	TBA
550	K57749FB	Underdrive Geartrain, U150/U151 (57T, 2-ID Transfer Gear, 24T, 2-ID Diff Pinion Gear)	1	TBA
550	K57749FC	Underdrive Geartrain, U150/U151 (57T, 2-ID Transfer Gear, 24T, 5-ID Diff Pinion Gear)	1	TBA
550	K57749G	Underdrive Geartrain, U250 (51T, 1-ID Transfer Gear, 27T, 3-ID Diff Pinion Gear)	1	TBA
550	K57749GA	Underdrive Geartrain, U250 (51T, 1-ID Transfer Gear, 25T, No-ID Diff Pinion Gear)	1	TBA
550	K57749GB	Underdrive Geartrain, U250 (51T, 1-ID Transfer Gear, 23T, 3-ID Diff Pinion Gear)	1	TBA
554	57733A	Drum, Forward Clutch W/Shaft (6-Clutch) U140/U150/U151, 1998-Up	1	TBA
554	57733F	Drum, Forward Clutch W/Shaft (5-Clutch) U241/U150/U151, 2000-Up	1	TBA
554	57733E	Drum, Forward Clutch W/Shaft (4-Clutch) U240, 2000-Up	1	TBA
555	57734A	Drum, Direct Clutch W/Shaft (4-Clutch) U140, 1998-Up	1	TBA
555	57734E	Drum, Direct Clutch W/Shaft (3-Clutch) U240/U241, 1998-Up	1	TBA
555	57734B	Drum, Direct Clutch W/Shaft (W/Out OD Clu Hsg) (3-Clutch) U150/U151/U250, 2001-Up	1	TBA
555	57734F	Drum, Direct Clutch W/Shaft (W/ 4-Clutch OD Drum) (3-Clutch) U150/U151, 2001-Up	1	TBA
555	57734C	Drum, Direct Clutch W/Shaft (W/ 3-Clutch OD Drum) (3-Clutch) U250, 2001-Up	1	TBA
565	K57528	Piston Kit, Direct Clutch, U140/U240 (Bonded Type) 1998-Up	1	TBA
565	K57528F	Piston Kit, OD Clutch, U150/U151 (4-Clutch, Bonded Type) 2001-Up	1	TBA
565	K57528G	Piston Kit, OD Clutch, U250 (3-Clutch, Bonded Type) 2001-Up	1	TBA
567	K57525A	Piston Kit, Low/Rev Clutch, U140 (.551" Height, Alum Type) 1998-Up	1	TBA
567	K57525E	Piston Kit, Low/Rev Clutch, U240/U241/U250 (.850" Height, Alum Type) 2000-Up	1	TBA
567	K57525F	Piston Kit, Low/Rev Clutch, U150/U151 (.690" Height, Alum Type) 2000-Up	1	TBA
571	57740F	Hub, OD Clutch, U150/U151/U250, 2001-Up	1	TBA
574	57741A	Hub, Forward Clutch, U140/U240/U241 (Stamped Steel Type) 1998-Up	1	TBA

U150, U151, U250

ILL#	Part#		QTY	REF#
574.....	57741B.....	Hub, Forward Clutch, U150/U151/U250 (Cast Type) 2001-Up	1.....	TBA
575.....	57742A.....	Hub & Ring Gear, Direct Clutch, U140/U240/U241 (1.991" Height Hub) 1998-Up.....	1.....	TBA
575.....	57742F.....	Hub & Ring Gear, Direct Clutch, U150/U151/U250 (1.865" Height Hub) 2001-Up.....	1.....	TBA
577.....	57743A.....	Hub, Low/Rev Clutch, U140/U150/U151/U240/U241/U250, 1998-Up	1.....	TBA

PLANETS, RING GEARS, SUN GEARS & SHELLS

582.....	57747A.....	Planet, Forward (Rear) U140/U240/U241 (3-Gear) 1998-Up.....	1.....	TBA
582.....	57747AA.....	Planet, Forward (Rear) U140/U240/U241 (4-Gear) 1998-Up.....	1.....	TBA
582.....	57747G.....	Planet, Forward (Rear) U150/U151/U250 (4-Gear, 2-Tab Washer To Sprag) 2001-Up	1.....	TBA
582.....	57747F.....	Planet, Forward (Rear) U150/U151/U250 (4-Gear, 4-Tab Washer To Sprag) 2001-Up	1.....	TBA
584.....	57748AA.....	Planet, Output (Front) U140/U150/U151 (4-Gear) 1998-Up.....	1.....	TBA
584.....	57748A.....	Planet, Output (Front) U240/U241/U250 (3-Gear) 2000-Up.....	1.....	TBA
583.....	K57747E.....	Main Geartrain, U140 (4-Spd, 4-Gear Front Planet) (Includes Low-Rev Clu Hub) 1998-Up.....	1.....	TBA
583.....	K57747A.....	Main Geartrain, U240/U241 (4-Spd, 3-Gear Front Planet) (Includes Low-Rev Clu Hub) 2000-Up.....	1.....	TBA
583.....	K57747F.....	Main Geartrain, U150/U151 (5-Spd, 4-Gear Front Planet) (Includes Low-Rev Clu Hub) 2001-Up.....	1.....	TBA
583.....	K57747AA.....	Main Geartrain, U250 (5-Spd, 3-Gear Front Planet) (Includes Low-Rev Clu Hub) 2001-Up.....	1.....	TBA
586.....	57749A.....	Planet, Underdrive U140 (3-Gear, 9-1/8" Long) 1998-Up.....	1.....	TBA
586.....	57749E.....	Planet, Underdrive U240/U241 (3-Gear, 8-7/8" Long) 2000-Up.....	1.....	TBA
586.....	57749F.....	Planet, Underdrive U150/U151 (4-Gear, 9-1/8" Long) 2001-Up.....	1.....	TBA
586.....	57749G.....	Planet, Underdrive U250 (4-Gear, 8-7/8" Long) 2001-Up.....	1.....	TBA
586.....	K57749A.....	UD Geartrain, U140 (3-Gear, 53T No-ID Driven Gear, 25T 3-ID Diff Pinion Gear) 1998-Up.....	1.....	TBA
586.....	K57749AA.....	UD Geartrain, U140 (3-Gear, 53T No-ID Driven Gear, 27T 4-ID Diff Pinion Gear) 1998-Up.....	1.....	TBA
586.....	K57749AB.....	UD Geartrain, U140 (3-Gear, 53T No-ID Driven Gear, 28T 4-ID Diff Pinion Gear) 1998-Up.....	1.....	TBA
586.....	K57749AC.....	UD Geartrain, U140 (3-Gear, 53T No-ID Driven Gear, 24T 2-ID Diff Pinion Gear) 1998-Up.....	1.....	TBA
586.....	K57749AD.....	UD Geartrain, U140 (3-Gear, 53T No-ID Driven Gear, 23T No-ID Diff Pinion Gear) 1998-Up.....	1.....	TBA
586.....	K57749E.....	UD Geartrain, U240/U241 (3-Gear, 51T 1-ID Driven Gear, 26T 1-ID Diff Pinion Gear) 2000-Up.....	1.....	TBA
586.....	K57749EA.....	UD Geartrain, U240/U241 (3-Gear, 51T 1-ID Driven Gear, 27T 3-ID Diff Pinion Gear) 2000-Up.....	1.....	TBA
586.....	K57749EB.....	UD Geartrain, U240/U241 (3-Gear, 51T 1-ID Driven Gear, 26T 2-ID Diff Pinion Gear) 2000-Up.....	1.....	TBA
586.....	K57749EC.....	UD Geartrain, U240/U241 (3-Gear, 51T 1-ID Driven Gear, 25T No-ID Diff Pinion Gear) 2000-Up.....	1.....	TBA
586.....	K57749ED.....	UD Geartrain, U240/U241 (3-Gear, 51T 1-ID Driven Gear, 25T 4-ID Diff Pinion Gear) 2000-Up.....	1.....	TBA
586.....	K57749F.....	UD Geartrain, U150/U151 (4-Gear, 57T 2-ID Driven Gear, 25T 1-ID Diff Pinion Gear) 2001-Up.....	1.....	TBA
586.....	K57749FA.....	UD Geartrain, U150/U151 (4-Gear, 57T 2-ID Driven Gear, 23T No-ID Diff Pinion Gear) 2001-Up.....	1.....	TBA
586.....	K57749FB.....	UD Geartrain, U150/U151 (4-Gear, 57T 2-ID Driven Gear, 24T 2-ID Diff Pinion Gear) 2001-Up.....	1.....	TBA
586.....	K57749G.....	UD Geartrain, U250 (4-Gear, 51T 1-ID Driven Gear, 27T 3-ID Diff Pinion Gear) 2001-Up	1.....	TBA
586.....	K57749GA.....	UD Geartrain, U250 (4-Gear, 51T 1-ID Driven Gear, 25T No-ID Diff Pinion Gear) 2001-Up.....	1.....	TBA
586.....	K57749GB.....	UD Geartrain, U250 (4-Gear, 51T 1-ID Driven Gear, 23T 3-ID Diff Pinion Gear) 2001-Up	1.....	TBA
594.....	57758A.....	Ring Gear, Output Planet, U140/U150/U151/U240/U241/U250, 1998-Up	1.....	TBA
596.....	57759A.....	Ring Gear, UD Planet , U140/U150/U151 (91T, 5-3/4" OD) 1998-Up	1.....	TBA
596.....	57759E.....	Ring Gear, UD Planet , U240/U241/U250 (83T, 5-5/16" OD) 2000-Up	1.....	TBA
596.....	57759F.....	Ring Gear, U151 Underdrive Planet (91 Teeth)(5 3/4" OD) 2001-Up	1.....	TBA
614.....	57755A.....	Sun Gear, Output Planet, U140/U240/U241 (43T, No-ID) 1998-Up	1.....	TBA
614.....	57755F.....	Sun Gear, Output Planet, U150/U151 (43T, 1-ID) 2001-Up	1.....	TBA
614.....	57755G.....	Sun Gear, Output Planet, U250 (43T, 2-ID) 2001-Up.....	1.....	TBA
622.....	57764A.....	Drive Shell, U140/U150/U151/U240/U241/U250 (12-Lugs) 1998-Up	1.....	TBA

SPRAGS & PARK GEARS

639.....	57622.....	Anti-Clunk Spring, U140/U150/U151/U240/U241/U250 Case To UD Sprag, 1998-Up	1.....	TBA
650.....	K57727.....	UD Sprag Assy, U140/U150/U151 (24-Elements) 1998-Up	1.....	TBA
650.....	K57727E.....	UD Sprag Assy, U240/U241/U250 (15-Elements) 2000-Up	1.....	TBA
652.....	K57724.....	Low Sprag Assy, U140/U150/U151 (28-Elements) 1998-Up	1.....	TBA
652.....	K57724.....	Low Sprag Assy, U240/U241/U250 (22-Elements) 2000-Up	1.....	TBA
652.....	57724A.....	Sprag, U140/U151/U240/U241/U250 Rear (22 Elements) (With Brass Caps) 1998-Up.....	1.....	TBA
661.....	57730A.....	Outer Race, U140/U151 Underdrive Sprag (3.915" ID) 1998-Up.....	1.....	TBA
661.....	57730E.....	Outer Race, U240/U241/U250 Underdrive Sprag (3.780" ID) 1998-Up	1.....	TBA
662.....	57729A.....	Inner Race, U140/U151/U240/U241/U250 Rear Sprag (.848" Thick)(2.895" OD) 1998-Up.....	1.....	TBA
663.....	57730AA.....	Outer Race, U140/U151/U240/U241/U250 Rear Sprag (12 Lugs) 1998-Up.....	1.....	TBA
690.....	57824A.....	Park Gear, U140/U150/U151 (15-Lug, 6-3/8" OD) 1998-Up	1.....	TBA
690.....	57824E.....	Park Gear, U240/U241/U250 (15-Lug, 5-13/16" OD) 2000-Up	1.....	TBA
694.....	57641.....	Retainer, UD Sprag, U140/U150/U151 (4.350" OD, 4-Tab) 1998-Up.....	2.....	TBA
694.....	57641A.....	Retainer, UD Sprag, U240/U241/U250 (4.150" OD, 4-Tab) 2000-Up.....	2.....	TBA
695.....	57642.....	Retainer, Low/Rear Sprag, U140/U150/U151/U240/U241/U250 (4.260" OD, 4-Tab) 1998-Up.....	2.....	TBA

DIFFERENTIALS & COMPONENTS

698.....	57623.....	Differential Oil Deflector/Shield, U140/U150/U151/U240/U241/U250, 1998-Up	1.....	TBA
710.....	57818A.....	Transfer Drive Gear, U140 (52T, No-ID) 1998-Up	1.....	TBA
710.....	57818E.....	Transfer Drive Gear, U240/U241/U250 (50T, 1-ID) 2000-Up.....	1.....	TBA
710.....	57818F.....	Transfer Drive Gear, U150/U151 (52T, 2-ID) 2001-Up	1.....	TBA
712.....	57811A.....	Transfer Driven Gear, U140 (53T, No-ID) 1998-Up	1.....	TBA

U150, U151, U250

ILL#	Part#		QTY	REF#
712.....	57811E.....	Transfer Driven Gear, U240/U241 (51T, 1-ID, Tapered Bearing Type) 2000-Up.....	1.....	TBA
712.....	57811EA.....	Transfer Driven Gear, U240/U241 (51T, 1-ID, Ball Bearing Type) 2000-Up.....	1.....	TBA
712.....	57811F.....	Transfer Driven Gear, U150/U151 (57T, 2-ID) 2001-Up.....	1.....	TBA
716.....	57911.....	Diff Housing (No Ring Gear) U140 (16-Bolt, No-Speedo, 28/28 Roller Bearings).....	1.....	TBA
716.....	57911A.....	Diff Housing (No Ring Gear) U140F AWD (16-Bolt, No-Speedo, 33/28 Roller Bearings).....	1.....	TBA
716.....	57911B.....	Diff Housing (No Ring Gear) U140F AWD (16-Bolt, W/ Speedo, 33/28 Roller Bearings).....	1.....	TBA
716.....	57911E.....	Diff Housing (No Ring Gear) U240 (8-Bolt, 25T-Speedo, 24/23 Roller Bearings).....	1.....	TBA
716.....	57911EC.....	Diff Housing (No Ring Gear) U240 (8-Bolt, 27T-Speedo, 24/23 Roller Bearings).....	1.....	TBA
716.....	57911EA.....	Diff Housing (No Ring Gear) U241 (12-Bolt, 27T-Speedo, 26/26 Roller Bearings).....	1.....	TBA
716.....	57911EB.....	Diff Housing (No Ring Gear) U241 (12-Bolt, 27T-Speedo, 29/26 Roller Bearings).....	1.....	TBA
716.....	57911G.....	Diff Housing (No Ring Gear) U241/U250 (12-Bolt, No-Speedo, 29/26 Roller Bearings).....	1.....	TBA
716.....	57911F.....	Diff Housing (No Ring Gear) U150/U151 (16-Bolt, No-Speedo, 19/19 Roller Bearings).....	1.....	TBA
720.....	57845.....	Diff Ring Gear, U140 (74T, 4-ID, 16-Bolt Holes).....	1.....	TBA
720.....	57845A.....	Diff Ring Gear, U140 (76T, 4-ID, 16-Bolt Holes).....	1.....	TBA
720.....	57845AA.....	Diff Ring Gear, U140F AWD (79T, 2-ID, 16-Bolt Holes).....	1.....	TBA
720.....	57845AB.....	Diff Ring Gear, U140F AWD (80T, 1-ID, 16-Bolt Holes).....	1.....	TBA
720.....	57845AC.....	Diff Ring Gear, U140F AWD (80T, No-ID, 16-Bolt Holes).....	1.....	TBA
720.....	57845E.....	Diff Ring Gear, U240 (78T, 5-ID, 8-Bolt Holes).....	1.....	TBA
720.....	57845EB.....	Diff Ring Gear, U240 (76T, 2-ID, 8-Bolt Holes).....	1.....	TBA
720.....	57845EC.....	Diff Ring Gear, U240 (71T, 4-ID, 8-Bolt Holes).....	1.....	TBA
720.....	57845EA.....	Diff Ring Gear, U241/U250 (74T, 3-ID, 12-Bolt Holes).....	1.....	TBA
720.....	57845G.....	Diff Ring Gear, U241/U250 (78T, No-ID, 12-Bolt Holes).....	1.....	TBA
720.....	57845GA.....	Diff Ring Gear, U241/U250 (78T, 3-ID, 12-Bolt Holes).....	1.....	TBA
720.....	57845GB.....	Diff Ring Gear, U241/U250 (78T, 4-ID, 12-Bolt Holes).....	1.....	TBA
720.....	57845GC.....	Diff Ring Gear, U241/U250 (76T, 1-ID, 12-Bolt Holes).....	1.....	TBA
720.....	57845F.....	Diff Ring Gear, U150/151 (77T, 3-ID, 16-Bolt Holes).....	1.....	TBA
720.....	57845FA.....	Diff Ring Gear, U150/151 (79T, 5-ID, 16-Bolt Holes).....	1.....	TBA
730.....	57847.....	Diff Drive/Pinion Gear, U140 (28T, 4-ID, 3.325" OD).....	1.....	TBA
730.....	57847A.....	Diff Drive/Pinion Gear, U140 (25T, 3-ID).....	1.....	TBA
730.....	57847AA.....	Diff Drive/Pinion Gear, U140 (27T, 4-ID).....	1.....	TBA
730.....	57847AB.....	Diff Drive/Pinion Gear, U140/U150/U151 (24T, 2-ID).....	1.....	TBA
730.....	57847AC.....	Diff Drive/Pinion Gear, U140/U150/U151 (23T, No-ID).....	1.....	TBA
730.....	57847EF.....	Diff Drive/Pinion Gear, U150/U151 (25T, 1-ID, 3.015" OD).....	1.....	TBA
730.....	57847EB.....	Diff Drive/Pinion Gear, U240/U241 (26T, 1-ID).....	1.....	TBA
730.....	57847EC.....	Diff Drive/Pinion Gear, U240/U241 (26T, 2-ID).....	1.....	TBA
730.....	57847ED.....	Diff Drive/Pinion Gear, U240/U241 (25T, 4-ID).....	1.....	TBA
730.....	57847E.....	Diff Drive/Pinion Gear, U240/U241/U250 (25T, No-ID, 2.80" OD).....	1.....	TBA
730.....	57847EA.....	Diff Drive/Pinion Gear, U240/U241/U250 (27T, 3-ID, 3.075" OD).....	1.....	TBA
730.....	57847G.....	Diff Drive/Pinion Gear, U250 (23T, 3-ID, 2.70" OD).....	1.....	TBA

VALVE BODIES (DACCO VB#)

740.....	TO-8620.....	Valve Body, U140E/F (5-Solenoid) 1998-Up.....	1.....	TBA
740.....	TO-8621.....	Valve Body, U241E (5-Solenoid) 2000-Up.....	1.....	TBA

VALVE BODIES

740.....	57754A.....	Valve Body, U140 (5-Solenoid, 2-Seals To Case, Some #9180).....	1.....	TBA
740.....	57754E.....	Valve Body, U140/U240 (5-Solenoid, 3-Seals To Case).....	1.....	TBA
740.....	57754EA.....	Valve Body, U241 (5-Solenoid, 2-Seals To Case, #80020 Filter Side, Large SLT & SL1).....	1.....	TBA
740.....	57754G.....	VB, U241 (5-Solenoid, 2-Seals To Case, #80020 Filtr Side/#30050 Case Side, Small SLT & SL1).....	1.....	TBA
740.....	57754FA.....	Valve Body, U150/U151 (7-Solenoid, 2-Seals To Case, #9181).....	1.....	TBA
740.....	57754F.....	Valve Body, U250 (7-Solenoid, 2-Seals To Case, #80020 Filtr Side/#80030 Case Side).....	1.....	TBA
741.....	57917E-05K.....	Kit, Valve & Sleeve, Clu Apply Control Plunger, U140/U240/U241 (1-Valve, 1-Sleeve).....	1.....	Sonnax
741.....	57917E-08K.....	Kit, Oversize Press Reg & Boost Valves, U140/U240/U241 (1-Press Reg Valve, 1-Press.....	1.....	Sonnax
		Reg Spring, 1-Boost Valve & Sleeve Assy, 1-Boost Valve Plug) Requires: 57917-TL8.....		
741.....	57917E-13K.....	Kit, Solenoid Modulator Valve, U140/U240/U241 (1-Sol Mod Valve, 1-Sol Mod Sleeve,.....	1.....	Sonnax
		1-Spring) Requires Tool #'s F-57917E-TL13 & VB-FIX.....		
741.....	57917E-16K.....	Kit, Oversize Secondary Press Regulator Valve, U140/240/241/151/250 (1-Secondary.....	1.....	Sonnax
		PR Valve, 1-matched Spring, 1-End Plug) Requires Tool #'s F-57917E-TL16 & VB-FIX.....		

CASES, HOUSINGS & CASE COMPONENTS

750.....	57703A.....	Bell Hsg, U140 (#U140E, 1:00 Starter Hole, 2.21" OD Axle Seal).....	1.....	TBA
750.....	57703AA.....	Bell Hsg, U140F AWD (2.91" OD Axle Seal).....	1.....	TBA
750.....	57703E.....	Bell Hsg, U240E (#U240Z, 1:00 Starter Hole, 2.175" OD Axle Seal).....	1.....	TBA
750.....	57703EA.....	Bell Hsg, U241E (#U241E, 1:00 Starter Hole, 2.520" OD Axle Seal, No-Mounting Holes At Diff).....	1.....	TBA
750.....	57703G.....	Bell Hsg, U241E (#U241, 1:00 Starter Hole, 2.520" OD Axle Seal, 3-Mounting Holes At Diff).....	1.....	TBA
750.....	57703F.....	Bell Hsg, U150/U151 (#U151E, 1:00 Starter Hole, 2.20" OD Axle Seal).....	1.....	TBA
750.....	57703GA.....	Bell Hsg, U250E (#U250, 1:00 Starter Hole, 2.520" OD Axle Seal, 3-Mounting Holes At Diff).....	1.....	TBA
759.....	57704A.....	Rear Cover, U140 (Cast #1K, No-Baffle, 4-Bolt Mounting Type).....	1.....	TBA

ILL#	Part#		QTY	REF#
759.....	57704AA.....	Rear Cover, U140 (Cast #2K, W/ Baffle, 4-Bolt Mounting Type).....	1.....	TBA
759.....	57704AB.....	Rear Cover, U140 (Cast # U140E, W/ Baffle, 1-Mounting Hole Boss).....	1.....	TBA
759.....	57704EAC.....	Rear Cover, U140 (Cast # 1AKW/ Baffle, No-Mounting Type).....	1.....	TBA
759.....	57704E.....	Rear Cover, U240 (No-Baffle, No-Mounting Type).....	1.....	TBA
759.....	57704EB.....	Rear Cover, U240 (W/ Baffle, No-Mounting Type).....	1.....	TBA
759.....	57704EA.....	Rear Cover, U241 (W/ Baffle, W/ Rear Vent, 1-Mounting Hole Boss).....	1.....	TBA
759.....	57704EC.....	Rear Cover, U241 (W/ Baffle, No-Rear Vent, 1-Mounting Hole Boss).....	1.....	TBA
759.....	57704F.....	Rear Cover, U150/U151 (W/ Baffle, 1-Mounting Hole Boss, 3-Ring Tower).....	1.....	TBA
759.....	57704FA.....	Rear Cover, U150/U151 (No-Baffle, 1-Mounting Hole Boss, 3-Ring Tower).....	1.....	TBA
759.....	57704FB.....	Rear Cover, U150/U151 (No-Baffle, No-Mounting Type, 3-Ring Tower).....	1.....	TBA
759.....	57704G.....	Rear Cover, U250 (No-Baffle, 1-Mounting Hole Boss, 3-Ring Tower).....	1.....	TBA
760.....	57701A.....	Case, U140 (Cast # U140, 2-Seals To VB).....	1.....	TBA
760.....	57701AA.....	Case, U140 (Cast # U140, 3-Seals To VB).....	1.....	TBA
760.....	57701E.....	Case, U240 (Cast # U240).....	1.....	TBA
760.....	57701EA.....	Case, U241 (Cast # U241).....	1.....	TBA
760.....	57701F.....	Case, U150/U151 (Uses 3.138" OD Axle Seal).....	1.....	TBA
760.....	57701G.....	Case, U250 (Cast # U250).....	1.....	TBA
765.....	57801A.....	Bottom Pan, U140/U240 (8-Ribs At Bottom).....	1.....	TBA
765.....	57801E.....	Bottom Pan, U241/U250 (7-Ribs, 3-Ribs On Flat Bottom).....	1.....	TBA
765.....	57801F.....	Bottom Pan, U150/U151 (7-Ribs, 3-Ribs On Sloped Bottom).....	1.....	TBA
795.....	57081A.....	Nut, Output Planet To Transfer Drive Gear, U140/U150/U151/U240/U241/U250, 1998-Up.....	1.....	TBA
796.....	57082A.....	Nut, UD Planet To Differential Drive Gear, U140/U150/U151/U240/U241/U250, 1998-Up.....	1.....	TBA
847.....	57227.....	Gear, Speedo Drive, U240 ((25T, Yellow Plastic) 1998-Up.....	1.....	TBA
847.....	57227A.....	Gear, Speedo Drive, U241 ((27T, Black Plastic)) 1998-Up.....	1.....	TBA
SNAP RINGS				
860.....	57601.....	Snap Ring, U150/U250, OD Drum To Backing Plate.....	1.....	TBA
861.....	57602.....	Snap Ring, U140/U150, UD-Direct Drum To Backing Plate.....	1.....	TBA
861.....	57602A.....	Snap Ring, U240/U250, UD-Direct Drum To Backing Plate.....	1.....	TBA
862.....	57603.....	Snap Ring, U140/U150/U151/U240/U241/U250, UD-Direct Piston Return.....	1.....	TBA
863.....	57604.....	Snap Ring, U140/U150/U151/U240/U241/U250, Case To UD Sprag.....	1.....	TBA
864.....	57605.....	Snap Ring, U140/U150/U151/U240/U241/U250, Case To OD-Brake Backing Plate.....	1.....	TBA
865.....	57606.....	Snap Ring, U140/U150/U151/U240/U241/U250, OD-Brake Piston Return.....	1.....	TBA
872.....	57607.....	Snap Ring, U140/U150/U151/U240/U241/U250, Case To 2nd-Brake Clutch Housing.....	1.....	TBA
873.....	57608.....	Snap Ring, U140/U150/U151/U240/U241/U250, Case To 2nd-Brake Backing Plate.....	1.....	TBA
874.....	57609.....	Snap Ring, U140/U150/U151/U240/U241/U250, 2nd-Brake Piston Return.....	1.....	TBA
876.....	57610.....	Snap Ring, U140/U150/U151/U240/U241/U250, Forward Drum To Backing Plate.....	1.....	TBA
877.....	57611.....	Snap Ring, U140/U150/U151/U240/U241/U250, Forward Piston Return.....	1.....	TBA
878.....	57612.....	Snap Ring, U140/U150/U151/U240/U241/U250, Direct Drum To Backing Plate.....	1.....	TBA
879.....	57614.....	Snap Ring, U140/U150/U151/U240/U241/U250, Direct Piston Return.....	1.....	TBA
885.....	57615.....	Snap Ring, U140/U150/U151/U240/U241/U250, Case To Low/Rev Backing Plate.....	1.....	TBA
886.....	57616.....	Snap Ring, U140/U150/U151/U240/U241/U250, Drive Shell To Forward Planet.....	1.....	TBA
889.....	67618.....	Snap Ring, U140/U150/U151/U240/U241/U250, Output Ring Gear To Low/Rev Clutch Hub.....	1.....	TBA
893.....	57620.....	Snap Ring, U140/U150/U151/U240/U241/U250, Low/Rev Piston Return.....	1.....	TBA
898.....	57613A.....	Snap Ring, U140/U150/U151/U240/U241/U250, Transfer Drive Gear To Case, 1998-Up.....	1.....	TBA
899.....	57631.....	Snap Ring, U140/U150/U151/U240/U241/U250, Transfer Driven Gear To UD Ring Gear.....	1.....	TBA
ACCUMULATORS, PISTONS & MISCELLANEOUS				
925.....	57917E-19K.....	Accum Piston, In Valve Body, U140E/F, U240, U241 (Contains: 1 Piston & 2 O-Rings).....	2.....	Sonnax
925.....	57917E-19K.....	Accum Piston, In Valve Body, U150E, U151E/F, U250E (Contains: 1 Piston & 2 O-Rings).....	3.....	Sonnax
925.....	K089.....	Accum Fix Kit, U140 / 240 / U150 / U250, Contains: 6 Teflon Ringed Accum Pistons & Bore.....	1.....	K089
		Brush. Kit Will Fix (3) U140 / U240 Series And Will Fix (2) U150 / U250 Series Trans (Superior).....		
925.....	K57998.....	Accumulator Assy, Forward (C1) U140/U150/U151/U240/U241/U250 (Located In Case).....	1.....	TBA
930.....	K57998C.....	Accumulator Assy, 2nd-Brake (B1) U140/U240/U241 (Located In VB).....	1.....	TBA
930.....	K57998CA.....	Accumulator Assy, 2nd-Brake (B1) U150/U151/U250 (Located In VB).....	1.....	TBA
935.....	K57998D.....	Accumulator Assy, Direct (C2) U140/U240/U241 (Located In VB).....	1.....	TBA
935.....	K57998DA.....	Accumulator Assy, Direct (C2) U150/U151/U250 (Located In VB).....	1.....	TBA
940.....	K57998E.....	Accumulator Assy, OD U150/U151/U250 (Located In VB).....	1.....	TBA
945.....	K57998A.....	Accumulator Assy, Reverse (C3) U140/U150/U151/U240/U241/U250 (Located In Case).....	1.....	TBA
950.....	K57998B.....	Accumulator Assy, Rear (B3) U140/U150/U151/U240/U241/U250 (Located In Case).....	1.....	TBA
956.....	57735.....	Housing, 2nd Brake Piston U140/151/240/241/250 (Alum, 13-Outer Lugs) 1998-Up.....	1.....	TBA
960.....	57530.....	Piston, U140/U150/U151 UD Clu #1 (Bonded) (2.120" ID) 1998-Up.....	1.....	75342
960.....	57531.....	Piston, U240/U241/U250 UD Clu #1 (Bonded) (1.945" ID) 1998-Up.....	1.....	75566
961.....	57527.....	Piston, U140/U150/U151/U240/U241/U250 UD-Brake #2 (Alum) 1998-Up.....	1.....	TBA
962.....	57526A.....	Piston, U140/U240 2nd Brake Clutch (Alum) (.770" Thick) 1998-Up.....	1.....	TBA
962.....	57526E.....	Piston, U241/U250 2nd Brake Clutch (Alum) (.927" Thick) 1998-Up.....	1.....	TBA
962.....	57526F.....	Piston, U151 2nd Brake Clutch (Alum) (.790" Thick) 1998-Up.....	1.....	TBA
963.....	57524F.....	Piston, U150/U151/U250 Overdrive Clu (Bonded) (5.625" OD) 2001-Up.....	1.....	75614

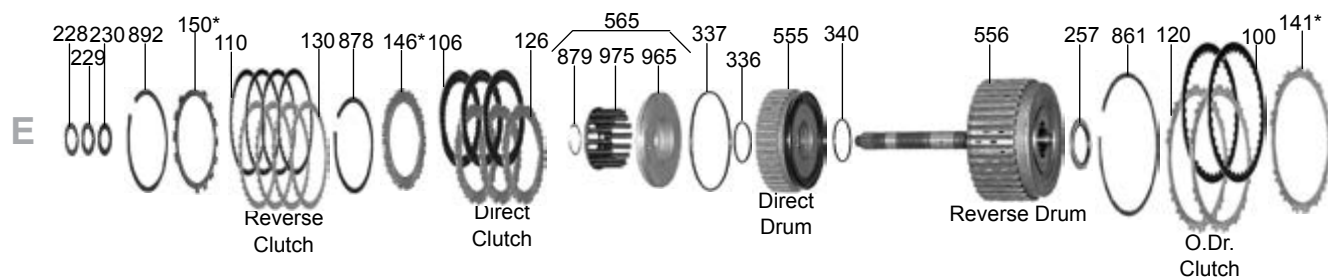
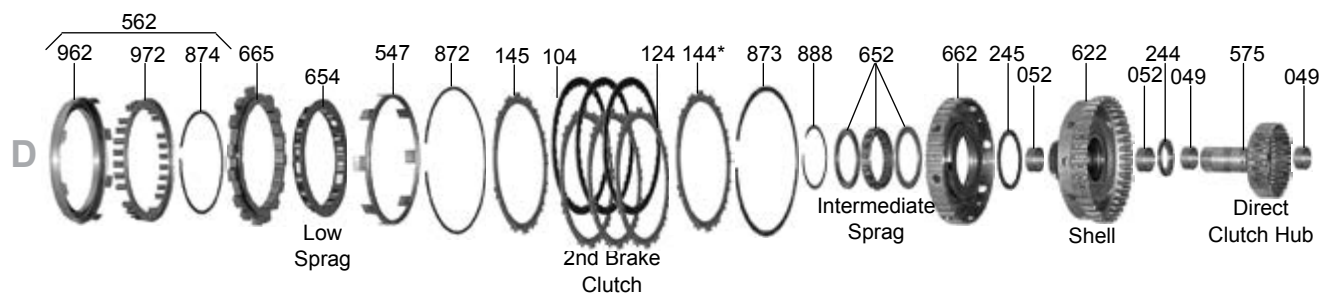
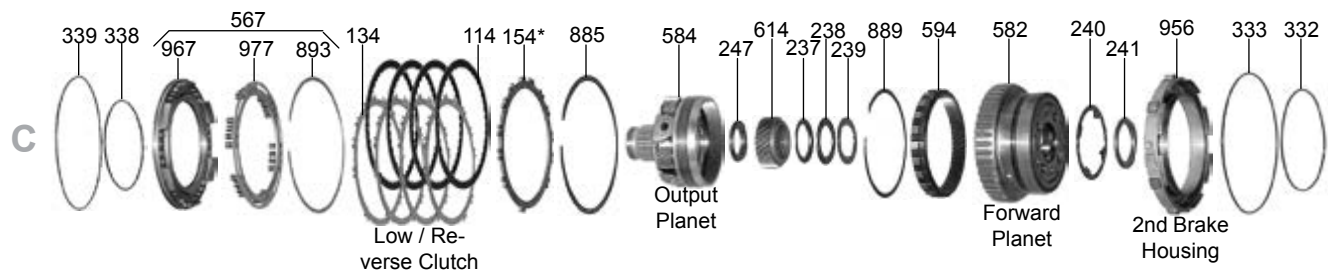
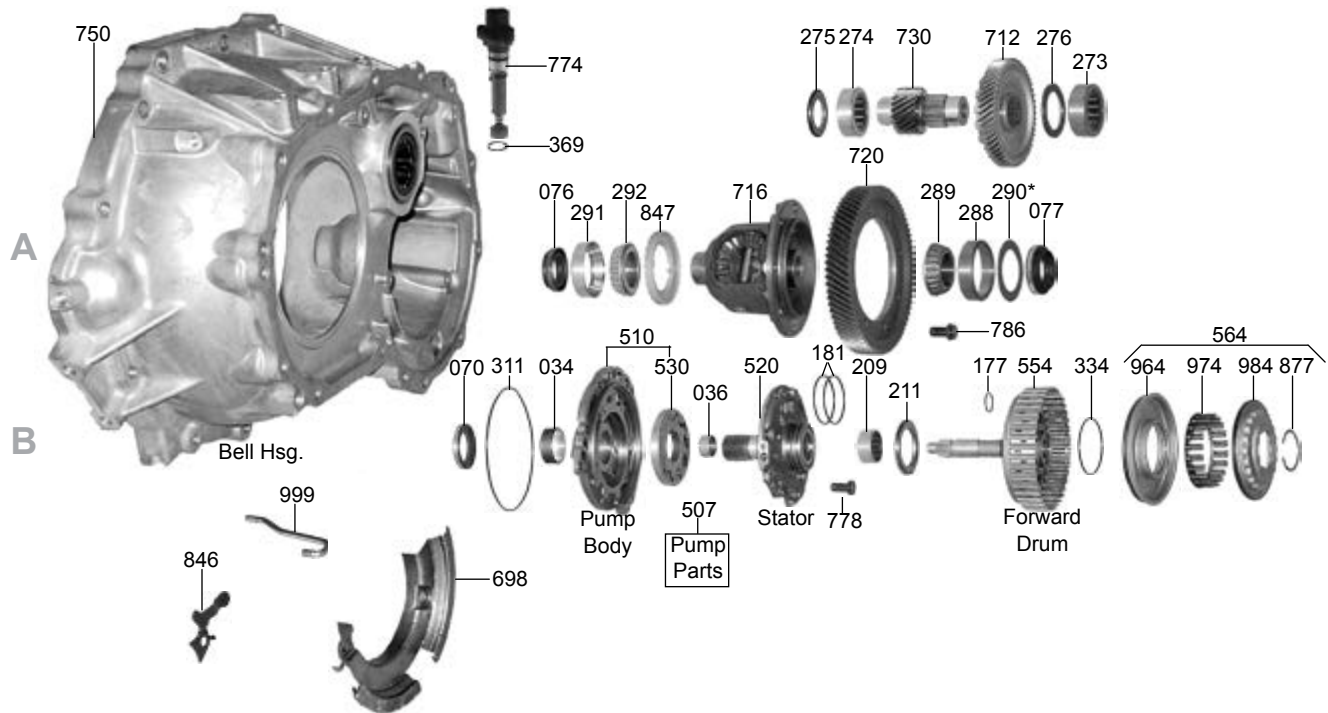
TOYOTA & LEXUS

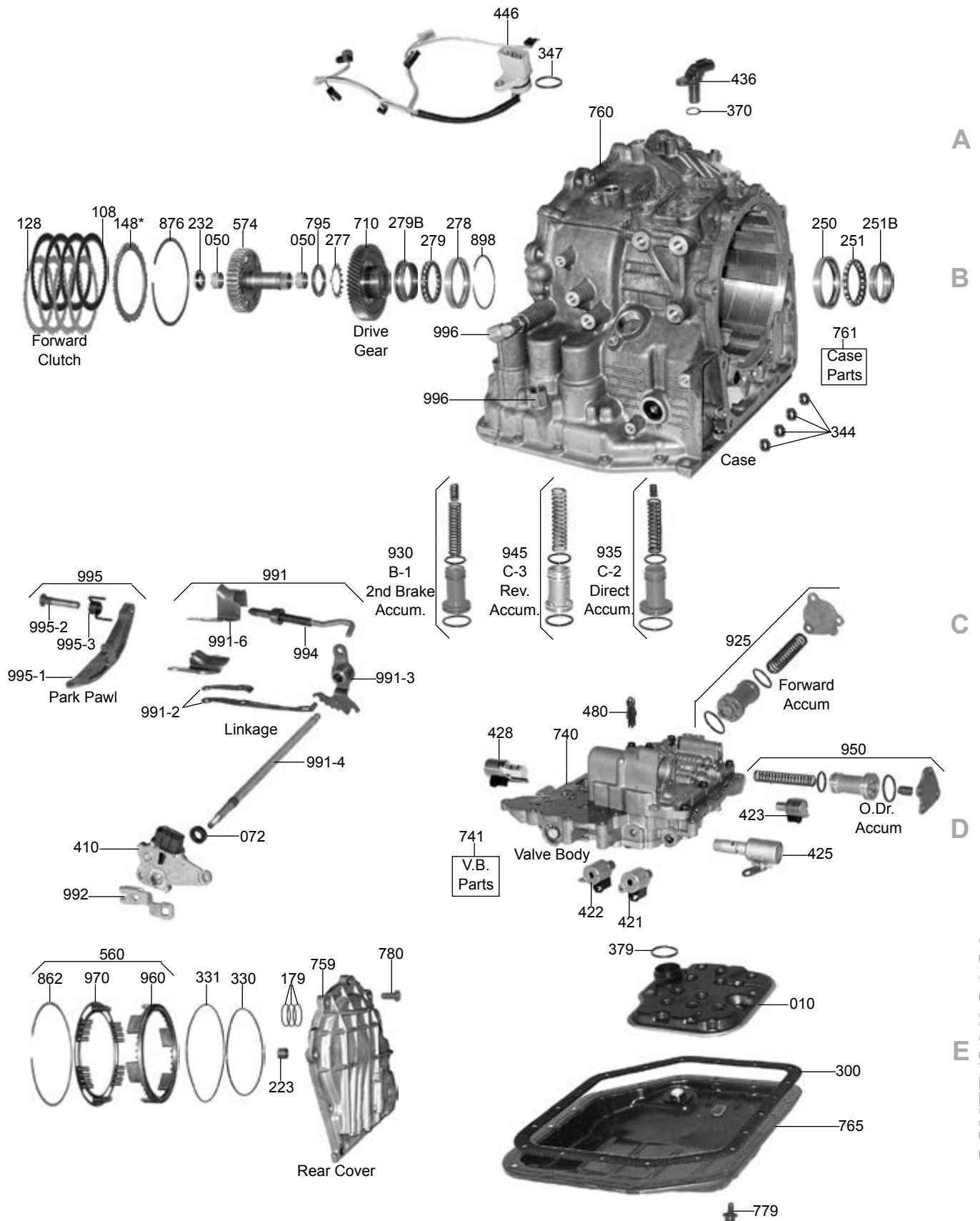
U150, U151, U250

ILL#	Part#		QTY	REF#
964.....	57529.....	Piston, U140 Forward Clutch, Outer (Alum) 1998-Up	1	TBA
964.....	57529F.....	Piston, U240/U241 Forward Clutch, Outer (Bonded) 1998-Up	1	75063
964.....	57529G.....	Piston, U150/U151/U250 Forward Clutch, Outer (Bonded) 1998-Up	1	75612
964.....	57536.....	Retainer/Piston, U240/U241/U150/U151/U250 Forward, Inner (Bonded) 1998-Up	1	75064
964.....	K57529E.....	Piston Kit, U151/U240/U241 (Bonded) Fwd Clu (Contains: 1 #964, 1 #984) 1998-Up	1	TBA
965.....	57528.....	Piston, U140/U240/U241 Direct Clu (Bonded)(6 3/16" OD) 1998-Up	1	75660
965.....	57528F.....	OD Cl Hsg / Direct Cl Piston, U150/151/250 (Bonded) (*Not In Piston Kit) 2001-Up.....	1	75810
967.....	57525A.....	Piston, U140 Low/Reverse Clutch (Alum) (.551" Thick At Edge) 1998-Up.....	1	TBA
967.....	57525E.....	Piston, U240/U241/U250 Low/Rev Clutch (Alum) (.850" Thick At Edge) 1998-Up.....	1	TBA
967.....	57525F.....	Piston, U150/U151 Low/Reverse Clutch (Alum) (.690" Thick At Edge) 1998-Up	1	TBA
970.....	57870.....	Spring & Retainer, U140/U150/U151 UD-Direct Clutch #1 (16-Springs) 1998-Up	1	TBA
970.....	57870A.....	Spring & Retainer, U240/U241/U250 UD-Direct Clutch #1 (18-Springs) 1998-Up	1	TBA
971.....	57871.....	Spring & Retainer, U140/U150/U151/U240/U241/U250 UD Brake #2 (24-Springs) 99-Up.....	1	TBA
972.....	57872.....	Spring & Retainer, U140/U150/U151/U240/U241/U250 2nd Brake Piston 1998-Up.....	1	TBA
974.....	57873.....	Spring & Retainer, U140/240, Forward Clu Return (2.270" ID) 1998-Up	1	TBA
974.....	57873A.....	Spring & Retainer, U241/U150/U151/U250, Forward Clu Return (2.970" ID) 1998-Up.....	1	TBA
975.....	57874.....	Spring & Retainer, U140/U240/U241, Direct Clutch (20-Springs) 1998-Up	1	TBA
975.....	57874A.....	Spring & Retainer, U151/U250 Direct/OD Clutch (22-Springs) 2001-Up.....	1	TBA
977.....	57875.....	Spring & Retainer, U140/U150/U151/U240/U241/U250 Low/Rev Clutch Return 1998-Up	1	TBA
980.....	57532.....	Retainer, U140/U150/U151 Underdrive Clu #1 (Bonded) (4.200" OD) 1998-Up.....	1	75340
980.....	57532E.....	Retainer, U240/U241/U250 Underdrive Clu #1 Spring (Bonded) (4.160" OD) 1998-Up	1	75506
985.....	57534.....	Retainer, U140/240/241/Direct Clu Spring (Bonded)(4.540" OD) 1998-Up.....	1	75606
985.....	57535F.....	Retainer, U150/U151/U250 Overdrive Clu Spring (Bonded) (4.775" OD) 2001-Up	1	75628
991.....	K57624.....	Internal Linkage Assy, U140/U150/U151/U240/U241/U250, 1998-Up	1	TBA
992.....	57625.....	Shift Lever, U140/U150/U151/U240/U241/U250 External (Cast #A) 1998-Up.....	1	TBA
995.....	K57824.....	Park Pawl Ass, y, U140/U150/U151 (.471" OD Pin) 1998-Up	1	TBA
995.....	K57824B.....	Park Pawl Ass, y, U240/U241/U250 (.463" OD Pin) 1998-Up	1	TBA
996.....	57626.....	Cooler Line Fitting, U140/U151/U240/U241/U250 (Elbow) 1998-Up	1	TBA
996.....	57627.....	Cooler Line Fitting, U140/U151/U240/U241/U250 (Straight) 1998-Up.....	1	TBA

Notes

U340E, U341E, U341F





A

B

C

D

E

U340E, U341E, U341F

ILL#	Part#		QTY	REF#
OVERHAUL KITS, PISTON KITS & SUB KITS				
NI.....	K57900M.....	Overhaul Kit, U340/U341 W/ Bonded Pistons 1999-Up	1	N/A
NI.....	K57900MX.....	Overhaul Kit, U340/U341 W/Out Bonded Pistons 1999-Up	1	N/A
		All Kits W/ Out Transfer Case Components- Use Kit K57900M-6		
NI.....	K57900M-6.....	Sub Kit, Transfer Case, U341F, 1999-Up	1	N/A
NI.....	K57900M-99.....	Kit, Bonded Pistons, U340/U341 (3-Pistons) 1999-Up	1	N/A
MASTER L/STEEL KITS				
NI.....	DK5700MS.....	Master L/Steels Kit, U340/U341 W/ Bonded Pistons 1999-Up	1	N/A
NI.....	DK5700MXS.....	Master L/Steels Kit, U340/U341 W/Out Bonded Pistons 1999-Up	1	N/A
MASTER W/STEELS KITS				
NI.....	DK5700M.....	Master W/Steels Kit, U340/U341 W/ Bonded Pistons 1999-Up	1	N/A
NI.....	DK5700MX.....	Master W/Steels Kit, U340/U341 W/Out Bonded Pistons 1999-Up	1	N/A
FILTERS				
010.....	57710M.....	Filter, U340/U341 (Toyota) 4 Speed FWD/AWD 1999-Up	1	TBA
BUSHINGS				
030.....	K57901M.....	Bushing Kit, U340/U341, 1999-Up	1	TBA
034.....	67001.....	Bushing, U340/U341, Pump Body	1	TBA
036.....	57002M.....	Bushing, U340/U341 Stator (Front) 1999-Up	1	TBA
049.....	57013MA.....	Bushing, U340/U341 Direct Clutch Hub (Takes 2) 1999-Up	2	TBA
050.....	57013MB.....	Bushing, U340/U341 Forward Clutch Hub (Takes 2) 1999-Up	2	TBA
052.....	57024M.....	Bushing, U340/U341 Shell (Takes 2) 1999-Up	2	TBA
METAL CLAD SEALS				
070.....	57151A.....	Seal, U340/U341 Front Pump (Vamac-OE Recommended) 1999-Up	1	TBA
072.....	78197.....	Seal, U340/U341 Manual Control Shaft, 1999-Up	1	TBA
076.....	57153N.....	Seal, U340E/U341E Axle, Bell Hsg Side Exc Echo, 1999-Up	1	75046
076.....	89152.....	Seal, U340E/U341E Axle, Bell Hsg Side, Echo, 1999-Up	1	63701A
076.....	57153NA.....	Seal, U341F, Inner Axle, Bell Hsg Side, 1999-Up	1	75136
077.....	89154.....	Seal, U340E/U341E Axle, Case Side Exc Echo, 1999-Up	1	63701
077.....	57152M.....	Seal, U340E/U341E Axle, Case Side, Echo, 1999-Up	1	75022
NI.....	57160M.....	Seal, U341F, Transfer Case, Case Side, 1999-Up	1	75491
NI.....	57161M.....	Seal, U341F, Transfer Case, Axle Side, 1999-Up	1	75360
NI.....	57162M.....	Seal, U341F, Transfer Case, Extension Housing, 1999-Up	1	75062
NI.....	125151.....	Seal, U341F, Transfer Case, Differential, 1999-Up	1	75490
FRICTIONS				
100.....	57108M.....	Friction, U340/U341 Overdrive/2nd Coast Clu (.071") 40T (6.325" OD) 99-Up	2	TBA
104.....	57105M.....	Friction, U340/U341 2nd Brake Clutch (.071") 32 Teeth 1999-Up	3	TBA
106.....	57104M.....	Friction, U340/U341 Direct Clutch (.071") 40T (4.370" OD) 1999-Up	3	TBA
108.....	57103M.....	Friction, U340/U341 Forward Clutch (.071") 40T (5.100" OD) Starburst 1999-Up	4	TBA
110.....	57101M.....	Friction, U340/U341 Reverse Clutch (.073") 32 Teeth (4.590" OD) 1999-Up	2-3	TBA
114.....	57109M.....	Friction, U340/U341 Low/Reverse Clutch (.071") 43 Teeth (6.035" OD) 1999-Up	4	TBA
119.....	K57MF.....	Friction Module, U340/U341 1999-Up	1	TBA
STEELS				
120.....	57118M.....	Steel, U340/U341 Overdrive Clutch (.118", 15T, 5.650" ID) 1999-Up	2	TBA
124.....	57115M.....	Steel, U340E 2nd Brake Clutch (.118", 13T) 1999-Up	3-4	TBA
124.....	57115N.....	Steel, U341 2nd Brake Clutch (.078", 13) 1999-Up	3	TBA
126.....	57114M.....	Steel, U340/U341 Direct Clutch (.119", 30T, 3.385" ID) 1999-Up	3	TBA
128.....	57113M.....	Steel, U340/U341 Forward Clutch (.075", 30T, 4.265" ID) 1999-Up	4	TBA
130.....	57111M.....	Steel, U340/U341 Reverse Clutch (.070", 30T, 3.870" ID) 1999-Up	2-3	TBA
134.....	57117M.....	Steel, U340/U341 Low/Rev Clutch (.070", 13T, 5.400" ID) 1999-Up	4	TBA
139.....	K57MS.....	Steel Module, U340/U341 1999-Up	1	TBA
PRESSURE PLATES				
141.....	57133M.....	Apply Plate, U340/U341 Overdrive Clutch (Bottom) Selective (5.660" ID) 1999-Up	1	TBA
144.....	57115M.....	Press Plate, U340/U341, 2nd-Brake Clutch (.118, 13T) 1999-Up	1	TBA
145.....	57138M.....	Apply Plate, U340/U341 2nd Brake Clutch (.126", 13T) 1999-Up	1	TBA
146.....	57132M.....	Press Plate, U340/U341 Direct Clutch (.118", 30T, 3.045" ID) 1999-Up	1	TBA
146.....	57132MA.....	Press Plate, U340/U341 Direct Clutch (.122", 30T, 3.045" ID) 1999-Up	1	TBA
146.....	57132MB.....	Press Plate, U340/U341 Direct Clutch (.126", 30T, 3.045" ID) 1999-Up	1	TBA
146.....	57132MC.....	Press Plate, U340/U341 Direct Clutch (.130", 30T, 3.045" ID) 1999-Up	1	TBA
146.....	57132MD.....	Press Plate, U340/U341 Direct Clutch (.134", 30T, 3.045" ID) 1999-Up	1	TBA
146.....	57132ME.....	Press Plate, U340/U341 Direct Clutch (.138", 30T, 3.045" ID) 1999-Up	1	TBA

U340E, U341E, U341F

ILL#	Part#		QTY	REF#
148.....	57131M	Press Plate, U340/U341 Forward Clutch (.118", 30T) 1999-Up	1	TBA
148.....	57131MA	Press Plate, U340/U341 Forward Clutch (.124", 30T) 1999-Up	1	TBA
148.....	57131MB	Press Plate, U340/U341 Forward Clutch (.130", 30T) 1999-Up	1	TBA
148.....	57131MC	Press Plate, U340/U341 Forward Clutch (.135", 30T) 1999-Up	1	TBA
148.....	57131MD	Press Plate, U340/U341 Forward Clutch (.141", 30T) 1999-Up	1	TBA
150.....	57139M	Press Plate, U340/U341 Reverse Clutch (Top) Selective 1999-Up	1	TBA
154.....	57140M	Press Plate, U340/U341 Low/Rev Clutch (.142", 13T, ID #1) 1999-Up	1	TBA
SEALING RINGS				
175.....	K57903M	Ring Kit, U340/U341 (Teflon) 1999-Up	1	TBA
177.....	57301MT	Ring, U340/U341 Forward Clutch (Input Shaft) (Teflon) 1999-Up	1	TBA
179.....	57302MT	Ring, U340/U341 Reverse Clutch Drum (In Rear Cover) Teflon 1999-Up	3	TBA
181.....	57303MT	Ring, U340/U341 Stator Shaft (Takes 2) Teflon 1999-Up	2	TBA
WASHERS & BEARINGS				
209.....	57415M	Caged Needle Bearing, U340/U341 Stator (Rear) 1.235" OD 1999-Up	1	TBA
211.....	57416M	Bearing W/Races, U340/U341 Stator To Forward Drum (1.700" OD) 1999-Up	1	TBA
223.....	57420M	Caged Needle Bearing, U340/U341 (Presses Into Rear Cover) 1999-Up	1	TBA
228.....	K57422M	Bearing & Race Kit, U340/U341 Direct Clutch Hub To Direct Drum, 1999-Up	1	TBA
229.....	K57422M	Bearing & Race Kit, U340/U341 Direct Clutch Hub To Direct Drum, 1999-Up	1	TBA
230.....	K57422M	Bearing & Race Kit, U340/U341 Direct Clutch Hub To Direct Drum, 1999-Up	1	TBA
232.....	57424M	Brg W/Races, U340/U341 Forward Drum To Clu Hub (1.364" OD) 1999-Up	1	TBA
237.....	K57425M	Bearing & Race Kit, U340/U341, Output Sun Gear To Fwd Planet, 1999-Up	1	TBA
238.....	K57425M	Bearing & Race Kit, U340/U341, Output Sun Gear To Fwd Planet, 1999-Up	1	TBA
239.....	K57425M	Bearing & Race Kit, U340/U341, Output Sun Gear To Fwd Planet, 1999-Up	1	TBA
240.....	57405M	Washer, U340/U341 Forward Planet To 2nd Brake Clu Hub (4-Tab, Plastic, .060" Thk)	1	TBA
241.....	57401M	Bearing W/Races, U340/U341 Forward Planet To #1 Sprag 1999-Up	1	TBA
244.....	57421M	Bearing, U340/U341 Sun Gear & Shell To Direct Clu Hub (1.740" OD) 1999-Up	1	TBA
245.....	57402M	Washer, U340/U341 #1 Sprag To Sun Gear & Shell (2-Tab, Plastic, .092") 1999-Up	1	TBA
247.....	57427M	Bearing W/Races, U340/U341 Output Planet To Sun Gear 1999-Up	1	TBA
250.....	57978M	Outer Cup Race, U340/U341, Output Planet To Case (.492" Thk, #R52Z-5 NSX)	1	TBA
250.....	57978MA	Outer Cup Race, U340/U341, Output Planet To Case (.510" Thk, #BA52Z-2 NSX)	1	TBA
250.....	57978MB	Outer Cup Race, U340/U341, Output Planet To Case (.490" Thk, #BA52Z-1 NSX)	1	TBA
251.....	57978MA	Bearing & Inner Race Kit, U340/U341 Output Planet To Case (For 17-Ball Bearing)	1	TBA
251.....	57977MB	Bearing & Inner Race Kit, U340/U341 Output Planet To Case (For 20-Ball Bearing)	1	TBA
257.....	57423M	Bearing W/Races, U340/U341 Reverse Drum To Rear Cover 1999-Up	1	TBA
273.....	57429M	Caged Needle Bearing, U340/U341 Pinion Shaft To Case (VP35-5) 1999-Up	1	TBA
274.....	57428M	Caged Needle Bearing, U340/U341 Pinion To Bell Hsg (NQ356520) 1999-Up	1	TBA
275.....	57430M	Bearing W/Races, U340/U341 Bell Housing To Diff Drive Gear (1.555" OD) 1999-Up	1	TBA
276.....	57431M	Bearing W/Races, U340/U341 Case To Driven Transfer Gear, 1999-Up	1	TBA
277.....	57403M	Washer, U340/U341 Output Drive Transfer Gear To Output Planet Nut, 1999-Up	1	TBA
278.....	57978M	Outer Cup Race, U340/U341, Transfer Drive Gear To Case (.492" Thk, #R52Z-5 NSX)	1	TBA
278.....	57978MA	Outer Cup Race, U340/U341, Transfer Drive Gear To Case (.510" Thk, #BA52Z-2 NSX)	1	TBA
278.....	57978MB	Outer Cup Race, U340/U341, Transfer Drive Gear To Case (.490" Thk, #BA52Z-1 NSX)	1	TBA
279B.....	57978MA	Bearing & Inner Race Kit, U340/U341 Output Planet To Case (For 17-Ball Bearing)	1	TBA
279B.....	57977MB	Bearing & Inner Race Kit, U340/U341 Output Planet To Case (For 20-Ball Bearing)	1	TBA
279.....	57978MA	Bearing & Inner Race Kit, U340/U341 Output Planet To Case (For 17-Ball Bearing)	1	TBA
279.....	57977MB	Bearing & Inner Race Kit, U340/U341 Output Planet To Case (For 20-Ball Bearing)	1	TBA
288.....	57978ME	Cup Race, U340/U341 Differential Bearing To Case (44KB721) 2.835" OD 99-Up	1	TBA
289.....	57977MD	Cone Bearing, U340/U341 Diff To Case (44KB721) 1.731" ID (23 Rollers) 99-Up	1	TBA
290.....	57432M	Shim, U340/U341 Differential To Case (Selective) 2.825" OD 1999-Up	1	TBA
291.....	57978MF	Cup Race, U340E/U341E Diff To Bell Hsg (TRA080702) 2.678" OD (2WD Only) 1999-Up	1	TBA
291.....	57978MG	Cup Race, U341F (AWD) Diff To Bell (KOYO ST5076)(2.993" OD)(AWD Only) 1999-Up	1	TBA
292.....	57977ME	Cone Bearing, U340E/U341E Diff To Bell Hsg (TRA080702) 1.575" ID (24 Rollers) 99-Up	1	TBA
292.....	57977MF	Cone Bearing, U341F (AWD) Differential To Bell (27 Rollers) 1999-Up	1	TBA
GASKETS & RUBBER COMPONENTS				
300.....	57500M	Gasket, U340/U341 Bottom Pan 1999-Up	1	TBA
311.....	57516M	O-Ring, U340/U341 Pump Body 1999-Up	1	TBA
344.....	57215M	Seals, U340/U341 Rear Cover To Case & VB (Front) (Takes 5) 1999-Up	5	TBA
ELECTRICAL COMPONENTS				
410.....	57991M	Neutral Safety Switch/PRNDL, U340/U341, 1999-Up	1	TBA
420.....	K57957M	Solenoid Kit, U340E (5 Solenoids) 1999-Up	1	52-9027
420.....	K57957N	Solenoid Kit, U341E/U341F (5 Solenoids) 1999-Up	1	52-9028
421.....	57945M	Solenoid, U340/U341, S1, Shift 1, 1999-Up	1	52-0386
422.....	57955M	Solenoid, U340/U341 S2 Shift 2, 1999-Up	1	52-0378
423.....	57956M	Solenoid, U340/U341 SL3 Shift 3, 1999-Up	1	52-0394

U340E, U341E, U341F

ILL#	Part#		QTY	REF#
425	57958M	Solenoid, U340/U341 SL, Lock-Up, 1999-Up	1	52-0385
428	57957M	Solenoid, U340E, SLT, EPC, 1999-Up	1	52-0387
428	57957N	Solenoid, U341E/U341F, SLT, EPC 1999-Up	1	52-0395
436	57846M	Sensor, U340/U341 Output Speed 1999-Up	1	TBA
438	57845M	Sensor, U340/U341 Input Speed(TSS) 1999-Up	1	TBA
446	57988M	Wire Harness, Internal, 340E/341 (8 Pin Case Conn, 4 1-Wire & 2-2-Wire Conn, 1999-Up	1	TBA
MISCELLANEOUS COMPONENTS				
480	57628M	Valve, Anti-Drain Back Check Valve, U340/U341, 1999-Up	1	TBA
PUMPS & PUMP COMPONENTS				
500	57912M	Pump Complete, U340/U341 1999-Up	1	TBA
510	57916M	Pump Body, U340/U341 (9T Inner Gear) 1999-Up	1	TBA
520	57915M	Stator, U340/U341 1999-Up	1	TBA
530	K57201M	Gear Set, U340/U341 Front Pump (9T Inner Gear) (.372" Thick) 1999-Up	1	TBA
547	57171M	Apply Ring, U340/U341 2nd Brake Clutch (8 Legs) (5.705" ID) 1999-Up	1	TBA
DRUMS & CLUTCH HUBS				
554	57733M	Drum, Forward Clutch W/Shaft (4-Clutch) U340/U341, 1999-Up	1	TBA
555	57734M	Drum, U340/U341 Direct Clu (W/ Bonded Rubber) 3 Clutch (1.575" Tall) 1999-Up	1	TBA
556	57735M	Drum, Reverse Clutch W/Shaft (W/ Direct Clutch Hsg) (3-Clutch) U340, 1999-Up	1	TBA
556	57735MA	Drum, Reverse Clutch W/Shaft (W/ Direct Clutch Hsg) (4-Clutch) U341, 1999-Up	1	TBA
556	57735MB	Drum, Reverse Clutch W/Shaft (W/Out Direct Clutch Hsg) (3-Clutch) U340, 1999-Up	1	TBA
556	57735MC	Drum, Reverse Clutch W/Shaft (W/Out Direct Clutch Hsg) (4-Clutch) U341, 1999-Up	1	TBA
560	K57530M	Piston Kit, U340/U341 Overdrive Clutch (Aluminum Piston) 1999-Up	1	TBA
562	K57526M	Piston Kit, U340/U341 2nd Brake Clutch (Steel Piston) 1999-Up	1	TBA
564	K57529MA	Piston Kit, U340/U341 Forward Clutch (Bonded) 1999-Up	1	TBA
565	K57528M	Piston Kit, U340/U341 Direct Clutch (Aluminum Piston) (4.359" OD) 1999-Up	1	TBA
567	K57525M	Piston Kit, U340/U341 Low/Rev Clutch (Aluminum) 1999-Up	1	TBA
574	57741M	Hub, U340/U341 Forward Clutch (40 Teeth) 26 Splines (3.485" Tall) 1999-Up	1	TBA
575	57742M	Hub, U340/U341 Direct Clutch (40 Teeth Hub) 3.650" Long 1999-Up	1	TBA
PLANETS, RING GEARS, SUN GEARS & SHELLS				
582	57747M	Planet, Forward (Rear) U340/U341 Fwd (4-Pinion) 1999-Up	1	TBA
584	57748M	Planet, Output (Front) U340/U341 (4-Gear) 1999-Up	1	TBA
583	K57747M	Planet Kit, U340/U341 (With 4-Gear Planets) (Contains: #584 To #622) 1999-Up	1	TBA
594	57758M	Ring Gear, Output Planet, U340/U341 Output Planet (85 Teeth) (22 Lugs) 1999-Up	1	TBA
614	57755M	Sun Gear, Output Planet, , U340/U341 Output Planet (46T) 1999-Up	1	TBA
622	57764M	Shell W/Sun Gear, U340/U341 (32T Sun Gear, 40T Clutch Hub) 99-Up	1	TBA
639	57622M	Anti-Clunk Spring, U340/U341, Case To Low Sprag, 1999-Up	1	TBA
SPRAGS & ONE WAY CLUTCHES				
652	K57727M	Intermediate Sprag Assy, U340/U341 (16-Elements) 1999-Up	1	TBA
654	K57724M	Low Sprag Assy, U340/U341 (15-Rollers) 1999-Up	1	TBA
662	57729M	Outer Race, U340/U341 Rear Sprag (.770" Thick) 1999-Up	1	TBA
665	57729MA	Outer Race, U340E/341E/F Front Sprag (15 Outer Lugs) (For 15 Roller Sprag) .475" Thk.	1	TBA
DIFFERENTIALS & COMPONENTS				
698	57623M	Diff Oil Deflector, U340E/U341E, 2WD (Tin, 2 Bolt) (5-1/4" Bolt Hole Centers) 1999-Up	1	TBA
698	57623MA	Diff Oil Deflector, U340E/U341E, AWD (Tin, 2 Bolt) (5-3/8" Bolt Hole Centers) 1999-Up	1	TBA
710	57818M	Transfer Drive Gear, U340/U341 (52T) 1999-Up	1	TBA
712	K57847M	Transfer Driven Gear & Diff Drive Gear, U340/U341 (53T/20T, 2-ID) 1999-Up	1	TBA
712	K57847MA	Transfer Driven Gear & Diff Drive Gear, U340/U341 (53T/19T, 3-ID) 1999-Up	1	TBA
716	57911M	Diff Housing (No Ring Gear) U340 (25-Speedo, 24/23 Roller Bearings, 1.016" Axle Hole)	1	TBA
716	57911MA	Diff Housing (No Ring Gear) U341 (25-Speedo, 24/23 Roller Bearings, 1.102" Axle Hole)	1	TBA
716	57911MB	Diff Housing (No Ring Gear) U341 (27-Speedo, 27/23 Roller Bearings, 1.102" Axle Hole)	1	TBA
716	57911MC	Diff Housing (No Ring Gr) U341 AWD (No-Speedo, 27/23 Roller Brgs, 1.102" Axle Hole)	1	TBA
720	57845MA	Diff Ring Gear, U340/U341 (77T, 2-ID, 8-Bolt Holes)	1	TBA
720	57845MB	Diff Ring Gear, U340/U341 (79T, 4-ID, 8-Bolt Holes)	1	TBA
730	K57847M	Diff Drive Gear & Transfer Driven Gear, U340/U341 (53T/20T, 2-ID) 1999-Up	1	TBA
730	K57847MA	Diff Drive Gear & Transfer Driven Gear, U340/U341 (53T/19T, 3-ID) 1999-Up	1	TBA
VALVE BODIES				
740	57754M	Valve Body, U340/U341 (5-Solenoids) 1999-Up	1	TBA
CASES, HOUSINGS & CASE COMPONENTS				
750	57703M	Bell Housing, U340E (#U340E, 3:00 Starter Hole, 6-1/8" Top Bolt)	1	TBA
750	57703N	Bell Housing, U341E (#U341E, 2:00 Starter Hole, 5-3/8" Top Bolt)	1	TBA
750	57703NA	Bell Housing, U341F AWD (#U341F, 2:00 Starter Hole, 5-3/8" Top Bolt, 4-Bolt Flange)	1	TBA

U340E, U341E, U341F

ILL#	Part#		QTY	REF#
759.....	57704M	Rear Cover, U340/U341 (11 Bolt) No Mount 1999-Up	1.....	TBA
760.....	57701M	Case, U340E (Cast # U340) 1999-Up.....	1.....	TBA
760.....	57701N	Case, U341E 2WD (Cast # U341) 1999-Up	1.....	TBA
760.....	57701NA	Case, U341F AWD (Cast # U341) 1999-Up	1.....	TBA
765.....	57801M	Bottom Pan, U340/U341 (19 Bolt, With Drain Plug) 1999-Up.....	1.....	TBA
774.....	57629M	Speedo Gear & Housing, U340/U341 (25T Gear, 3-Prong Conn) 1999-Up	1.....	TBA
795.....	57081M	Nut, U340/U341, Output Planet To Transfer Drive Gear, 1999-Up.....	1.....	TBA
846.....	57630M	Bracket, U340/U341 Holds Differential Lube Tube 1999-Up	1.....	TBA
847.....	57227	Gear, U340 Speed-O Drive (25T, Yellow Plastic) 1999-Up.....	1.....	TBA
847.....	57227A	Gear, U341 Speed-O Drive (27T, Black Plastic) 1999-Up	1.....	TBA

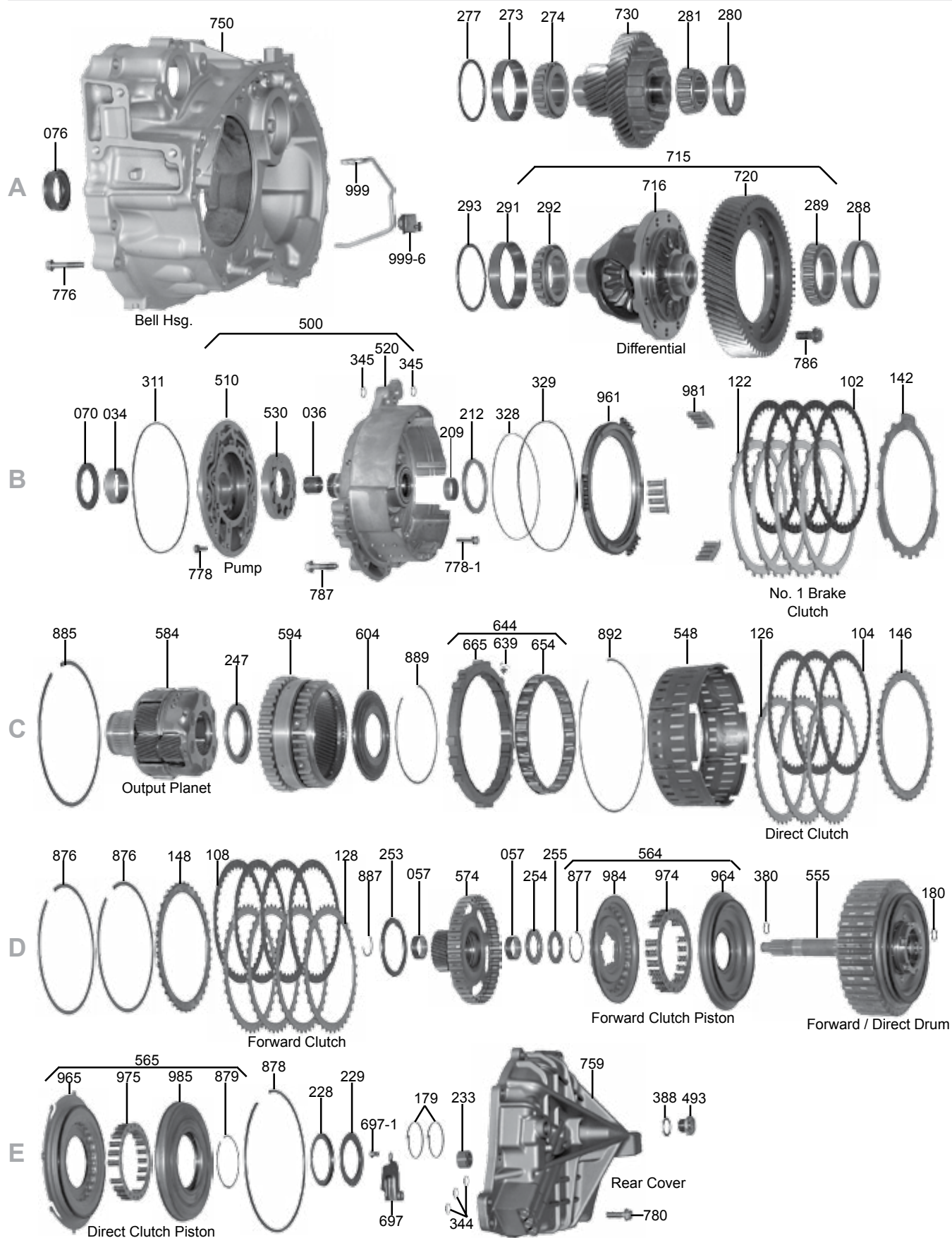
SNAP RINGS

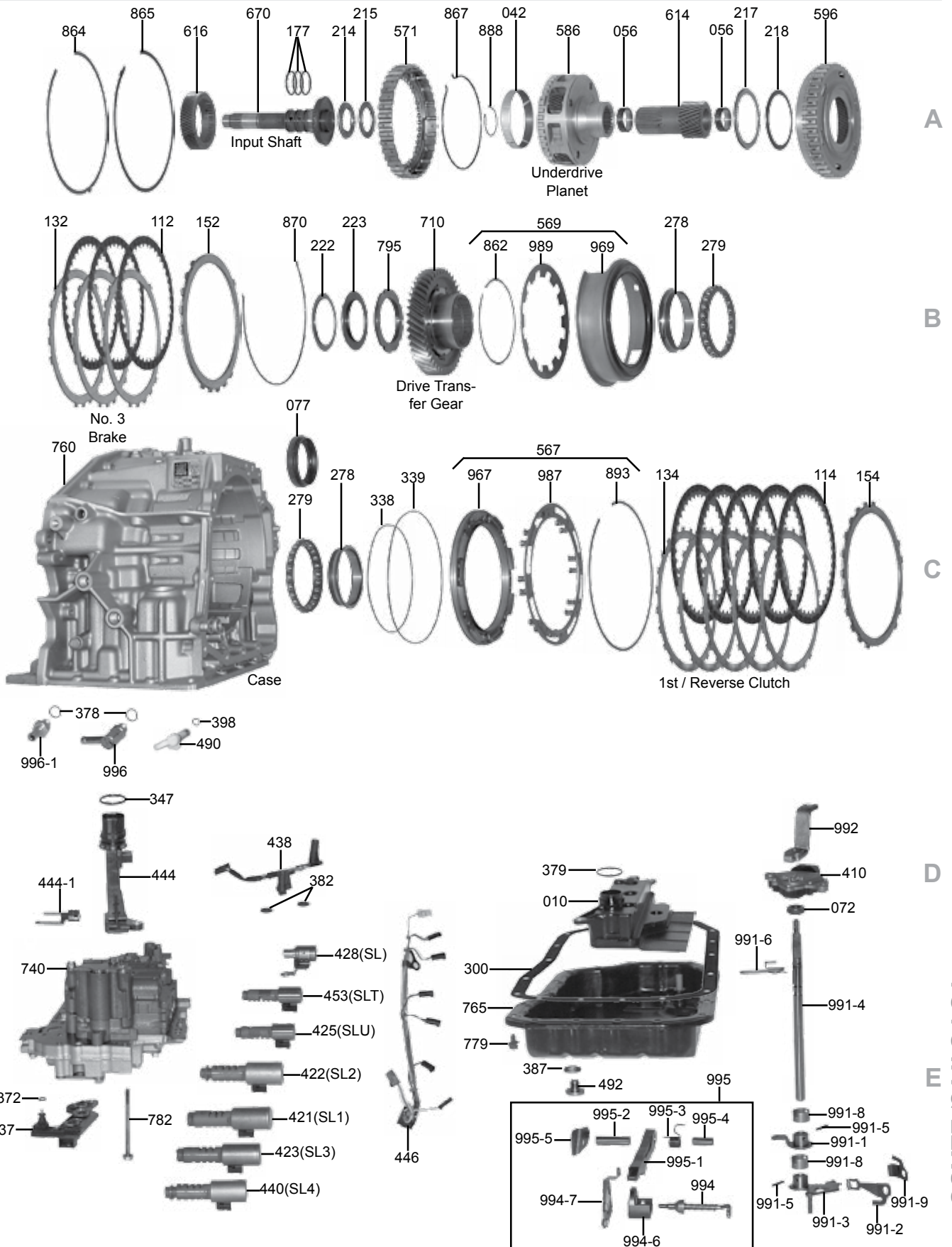
861.....	57601M	Snap Ring, U340/U341, OD Drum To Backing Plate.....	1.....	TBA
862.....	57603M	Snap Ring, U340/U341, OD Drum Piston Return.....	1.....	TBA
872.....	57607M	Snap Ring, U340/U341, Case To Low Sprag	1.....	TBA
873.....	57608M	Snap Ring, U340/U341, Case To 2nd-Brake Backing Plate.....	1.....	TBA
876.....	57610M	Snap Ring, U340/U341, Forward Drum To Brake Backing Plate	1.....	TBA
877.....	57611M	Snap Ring, U340/U341, Forward Drum Piston Return.....	1.....	TBA
878.....	57612M	Snap Ring, U340/U341, Direct Drum To Brake Backing Plate	1.....	TBA
879.....	57614M	Snap Ring, U340/U341, Direct Drum Piston Return.....	1.....	TBA
888.....	57617	Snap Ring, U340/U341, Intermediate Sprag To Housing	1.....	TBA
889.....	57618M	Snap Ring, U340/U341, Output Ring Gear To Forward Planet	1.....	TBA
892.....	57619M	Snap Ring, U340/U341, Reverse Drum To Brake Backing Plate	1.....	TBA
893.....	57620M	Snap Ring, U340/U341, Low/Rev Drum Piston Return	1.....	TBA
898.....	57631M	Snap Ring, U340/U341, Case To Transfer Drive Gear	1.....	TBA

ACCUMULATORS, PISTONS & MISCELLANEOUS

925.....	K57998MC	Accumulator Assy, Forward (C1) U340/U341 (Located In VB).....	1.....	TBA
930.....	K57998M	Accumulator Assembly, 2nd Brake (B-1) U340/U341 (Located In Case)	1.....	TBA
935.....	K57998MA	Accumulator Assembly, Direct (C-2) U340/U341 (Located In Case)	1.....	TBA
945.....	K57998MB	Accumulator Assembly, Reverse (C-3) U340/U341 (Located In Case)	1.....	TBA
950.....	K57998ME	Accumulator Assembly, OD (B-3) U340/U341 (Located In VB)	1.....	TBA
956.....	57732M	Housing, 2nd Brake Piston (Alum) 9 Lugs (4.552" ID) U340/U341, 1999-Up	1.....	TBA
960.....	57530M	Piston, U340/U341 Overdrive Clutch (Alum) 1.059" Thick 1999-Up	1.....	TBA
962.....	57526M	Piston, U340/U341 2nd Brake Clutch (Steel, 8 Lugs, 4.880" ID) 1999-Up.....	1.....	TBA
964.....	57529M	Piston, U340/U341 Forward Clutch (Bonded) 1999-Up	1.....	TBA
964.....	K57529M	Piston Set, U340/U341 (Bonded) 1999-Up (Contains: #964A & #984A).....	1.....	TBA
965.....	57528M	Piston, U340/U341 Direct Clutch (Alum) 4.359" OD 1999-Up.....	1.....	TBA
967.....	57525M	Piston, U340/U341 Low/Reverse Clutch (Alum) (5.938" OD) 1999-Up.....	1.....	TBA
970.....	57870M	Springs W/Retainer, U340/U341 Overdrive Clutch Return (24 Springs) 1999-Up	1.....	TBA
972.....	57872M	Springs W/Retainer, U340/U341 2nd Brake Clutch (28-Springs) 1999-Up	1.....	TBA
974.....	57873M	Springs, U340/U341 Forward Clutch Return (20-Springs) 1999-Up	1.....	TBA
975.....	57874M	Springs W/Retainer, U340/U341 Direct Clutch Return (16-Springs) 1999-Up	1.....	TBA
977.....	57875M	Springs W/Retainer, U340/U341 Low/Reverse Clutch (6-1/8" OD) 1999-Up	1.....	TBA
984.....	57533M	Retainer, U340/U341 Forward Clutch Spring (Bonded) 1999-Up.....	1.....	TBA
991.....	K57624M	Internal Linkage Assy, U340/U341, 1999-Up.....	1.....	TBA
992.....	57625M	Shift Lever, U340/U341, 1999-Up.....	1.....	TBA
995.....	K57824M	Park Pawl Assembly, U340/U341 1999-Up	1.....	TBA
996.....	57626M	Fitting, U340/U341 Cooler Line (Upper, Elbow) 1999-Up.....	1.....	TBA
996.....	57626MA	Fitting, U340/U341 Cooler Line (Lower, Straight) 1999-Up	1.....	TBA
999.....	57627M	Oil Tube, U340/U341 Differential Lube (4-3/8" Long) 1999-Up	1.....	TBA

U660E





U660E

ILL#	Part#		QTY	REF#
OVERHAUL KITS & PISTON KITS				
NI.....	K157900.....	Overhaul Kit, U660E W/ Pistons, 2007-Up.....	1.....	TBA
NI.....	K157900X.....	Overhaul Kit, U660E W/ Out Pistons, 2007-Up.....	1.....	TBA
NI.....	K157900-99.....	Kit, U660E, Bonded Pistons (5 Pistons) 2007-Up.....	1.....	TBA
MASTER L/STEEL KITS				
NI.....	DK15700S.....	Master L/Steels Kit, U660E, W/ Pistons, 2007-Up.....	1.....	TBA
NI.....	DK15700XS.....	Master L/Steels Kit, U660E, W/ Out Pistons, 2007-Up.....	1.....	TBA
MASTER W/STEELS KITS				
NI.....	DK15700.....	Master W/Steels Kit, U660E, W/ Pistons, 2007-Up.....	1.....	TBA
NI.....	DK15700X.....	Master W/Steels Kit, U660E, W/ Out Pistons, 2007-Up.....	1.....	TBA
FILTERS				
010.....	157710.....	Filter, U660E (2 Bolt)(Plastic) (2 1/4" Thick)(8 1/2" Long)(5 1/4" Wide) 2007-Up.....	1.....	TBA
NI.....	157711.....	Screen, Valve Body, U660E, 2007-Up.....	2.....	TBA
BUSHINGS				
030.....	K157901.....	Bushing, U660E, 2007-Up.....	1.....	TBA
034.....	157005.....	Bushing, U660E Pump Body (Front) (.500" Thick)(1.830" OD)(1.690" ID) 2007-09.....	1.....	TBA
034.....	157005A.....	Bushing, U660E Pump Body (Front) 2010-Up.....	1.....	TBA
NI.....	157004.....	Bushing, U660E, Input Shaft, 2007-Up.....	1.....	TBA
036.....	157002.....	Bushing, U660E Stator (Front) (.680" Thick)(1.013" OD)(.880" ID) 2007-Up.....	1.....	TBA
042.....	157016.....	Bushing, U660E Underdrive Planet (Front)(.460" Thick)(3.300" OD)(3.105" ID)(With 4 Holes).....	1.....	TBA
056.....	157017.....	Bushing, U660E Sun Gear # 614 (Front & Rear)(.430" Thick)(1.105" OD)(1.000" ID).....	2.....	TBA
057.....	157013.....	Bushing, U660E Output Rear Sun Gear Hub (1.105" OD)(1.010" ID)(Front & Rear) 2007-Up.....	2.....	TBA
METAL CLAD SEALS				
070.....	157151.....	Seal, U660E Pump (Front) (.230" Thick)(2.445" OD)(1.650" ID) 2007-Up.....	1.....	TBA
072.....	78197.....	Seal, U660E Linkage (.275" Thick)(.870" OD)(.460" ID) 2007-Up.....	1.....	TBA
076.....	89159.....	Seal, U660E Axle (Bell Housing Side)(2.210" OD) 2007-Up.....	1.....	TBA
077.....	57152B.....	Seal, U660E Axle (Case Side) (.600" Thick)(2.680" OD)(1.880" ID) 2007-Up.....	1.....	TBA
FRICTIONS				
102.....	157101.....	Friction, U660E (B1) #1 Brake / 2-6 (.074", 40T, 6.982" OD) 2007-Up.....	4.....	TBA
106.....	157103.....	Friction, U660E (C2) Direct Clutch / 4-5-6 (.070", 40T, 6.552" OD) 2007-Up.....	3.....	TBA
108.....	157103.....	Friction, U660E (C1) Forward Clutch / 1-2-3-4 (.070", 40T, 6.552" OD) 2007-Up.....	4.....	TBA
112.....	157101.....	Friction, U660E (B3) #3 Brake / 3-5/Rev (.074", 40T, 6.982" OD) 2007-Up.....	3.....	TBA
114.....	157105.....	Friction, U660E (B2) 1st-Rev Brake (.062", 40T, 7.242" OD) 2007-Up.....	5.....	TBA
119.....	K157F.....	Friction Module, U660E, 2007-Up.....	1.....	TBA
STEELS				
122.....	157100.....	Steel, U660E (B1) No.1 Brake / 2-6 (.072", 11T, 6.045" ID) 2007-Up.....	4.....	TBA
126.....	157102.....	Steel, U660E (C2) Direct Clutch / 4-5-6 (.085", 40T, V-Notched, 5.674" ID) 2007-Up.....	3.....	TBA
128.....	157104.....	Steel, U660E (C1) Forward Clutch / 1-2-3-4 (.071", 40T - No Notches, 5.674" ID) 2007-Up.....	4.....	TBA
132.....	157106.....	Steel, U660E (B3) No.3 Brake / 3-5/Rev (.087", 11T, 6.045" ID) 2007-Up.....	3.....	TBA
134.....	157108.....	Steel, U660E (B2) 1st-Rev Brake (.062", 16T, 6.375" ID) 2007-Up.....	5.....	TBA
139.....	K157S.....	Steel Module, U660E, 2007-Up.....	1.....	TBA
PRESSURE PLATES				
142.....	157715.....	Pressure Plate, U660E No. 1 Brake Clutch (.130", 14T, 6.050" ID, Stamped# 33) 2007-Up.....	1.....	TBA
146.....	157716.....	Pressure Plate, U660E Direct Clutch (.134", 40T, 5.670" ID, Cast #34) 2007-Up.....	1.....	TBA
146.....	157716A.....	Pressure Plate, U660E Direct Clutch (.137", 40T, 5.670" ID, Cast #35) 2007-Up.....	1.....	TBA
148.....	157716.....	Pressure Plate, U660E Forward Clutch (.134", 40T, 5.670" ID, Cast #34) 2007-Up.....	1.....	TBA
148.....	157716A.....	Pressure Plate, U660E Forward Clutch (.137", 40T, 5.670" ID, Cast #35) 2007-Up.....	1.....	TBA
152.....	157717.....	Pressure Plate, U660E No. 3 Brake Clutch (.153", 11T, 6.050" ID, Cast # 39) 2007-Up.....	1.....	TBA
154.....	157718.....	Pressure Plate, U660E 1st/Reverse Clutch (.160", 16T, 6.375" ID, Cast #41) 2007-Up.....	1.....	TBA
VALVE BODY KITS				
165.....	K157908.....	Shift Kit, U660E, 3.5L (Camry 07-09, Avalon 2008, ES350 07-08) 2007-Up (Transgo).....	1.....	SKU660E
SEALING RINGS				
175.....	K157903.....	Ring Kit, U660E, 2007-Up.....	1.....	TBA
177.....	157301.....	Ring, U660E Input Shaft (.089" Thick)(1.195" OD)(Teflon) 2007-Up.....	3.....	TBA
179.....	157302.....	Ring, U660E Forward/Direct Clu Drum To Rear Cover (.090" Thick)(1.900" OD)(Teflon).....	2.....	TBA
180.....	157303.....	Ring, U660E Forward/Direct Clutch Drum (Rear)(.092" Thick)(.630" OD)(Teflon) 2007-Up.....	1.....	TBA
WASHERS & BEARINGS				

ILL#	Part#		QTY	REF#
200.....	K157907.....	Washer Kit, U660E, 2007-Up	1.....	TBA
201.....	K157906.....	Bearing Kit, U660E, 2007-Up	1.....	TBA
209.....	157415.....	Caged Needle Bearing, U660E Stator (Rear)(.400" Thick)(1.525" OD) 2007-Up.....	1.....	TBA
212.....	157416.....	Bearing W/Races, U660E Stator To Sun Gear (.180" Thick)(2.955" OD)(2.275" ID) 2007-Up.....	1.....	TBA
214.....	157417.....	Bearing W/Race, Input Shaft To Underdrive Planet (.168" Thick)(1.905" OD)(1.153" ID)	1.....	TBA
215.....	157436.....	Race, U660E Input Shaft To Underdrive Planet (.078" Thick)(1.893" OD)(1.215" ID) 2007-Up	1.....	TBA
217.....	157418.....	Bearing W/Race, U660E Underdrive Planet To Ring Gear (.129" Thick)(3.230" OD)(2.470" ID)	1.....	TBA
218.....	157437.....	Race, U660E Underdrive Planet To Ring Gear (.032" Thick)(3.150" OD)(2.600" ID)(Cupped).....	1.....	TBA
222.....	157438.....	Race, U660E UD Planet Ring Gear To Drive Transfer Gear Nut (.031" Thick)(3.020" OD)(2.340" ID).....	1.....	TBA
223.....	157419.....	Brg W/Race, UD Planet Ring Gear To Drive Transfer Gear Nut (.120" Thick)(3.100" OD)(2.095" ID).....	1.....	TBA
228.....	157439.....	Race, Fwd/Direct Clu Drum To Rear Cover (.057" Thick)(2.763" OD)(2.060" ID) (Cupped).....	1.....	TBA
229.....	157420.....	Bearing W/Race, Fwd/Direct Clutch Drum To Rear Cover (.150" Thick)(2.825" OD)(1.930" ID).....	1.....	TBA
230.....	157421.....	Caged Needle Bearing, U660E In Rear Cover (.565" Wide)(.945" OD)(Cast # NSK DB501810)	1.....	TBA
247.....	157422.....	Bearing W/Races, Output Planet To Rear Sun Gear Hub (.209" Thick)(3.175" OD)(2.210" ID)	1.....	TBA
253.....	157423.....	Brg W/Races, Output Planet Ring Gr Hub To Rear Sun Gr Hub (.160" Thick)(3.105" OD)(2.415" ID)	1.....	TBA
254.....	157424.....	Brg W/Race, Sun Gear Hub To Forward/Direct Drum (.188" Thick)(1.848" OD)(1.105" ID)	1.....	TBA
255.....	157440.....	Race, U660E Sun Gear Hub To Forward/Direct Drum (.118" Thick)(1.725" OD)(1.035" ID)	1.....	TBA
273.....	157441.....	Cup Race, Pinion Gear To Bell Hsg (.665" Thick)(3.230" OD)(2.765" ID)(Cast # KOYO STA4282)	1.....	TBA
274.....	157425.....	Cone Brg, Pinion Gear To Bell Hsg (20 Rollers)(1.653" ID)(Cast # KOYO STA4282).....	1.....	TBA
277.....	157442.....	Shim, U660E Pinion Gear To Bell Housing (Selective)(3.210" OD)(2.810" ID) 2007-Up	1.....	TBA
278.....	157443.....	Inner Race, Drive Transfer Gr To Case Brg #279 (.590" Thick)(3.320" OD)(2.830" ID)(# HTF 2E)	2.....	TBA
279.....	157426.....	Cone Ball Brg, Drive Transfer Gear To Case (24 Ball Plastic Cage)(.465" Thick)(4.135" ID)	2.....	TBA
280.....	157444.....	Cup Race, Pinion To Case (.685" Thick)(2.675" OD)(2.175" ID)(Cast # KOYO STF3568)	1.....	TBA
281.....	157427.....	Cone Bearing, Pinion To Case (16 Rollers)(1.378" ID)(Cast # KOYO STF3568) 07-Up	1.....	TBA
288.....	157445.....	Cup Race, Diff To Case (.605" Thick)(3.543" OD)(3.058" ID)(Cast # KOYO ST5590A).....	1.....	TBA
289.....	157428.....	Cone Bearing, U660E Differential To Case (25 Rollers)(2.165" ID)(Cast # KOYO ST5590A)	1.....	TBA
291.....	157446.....	Cup Race, Diff To Bell Hsg (.665" Thick)(3.543" OD)(2.975" ID)(Cast # KOYO 30210J)	1.....	TBA
292.....	157429.....	Cone Bearing, Diff To Bell Housing (19 Rollers)(1.968" ID)(Cast # KOYO 30210JR-1).....	1.....	TBA
293.....	157447.....	Shim, U660E Diff Cup Race To Bell Housing (Selective)(3.525" OD)(3.125" ID) 2007-Up	1.....	TBA

GASKETS & RUBBER COMPONENTS

300.....	157500.....	Gasket, U660E Bottom Pan (18 Bolt) 2007-Up	1.....	TBA
311.....	157529.....	O-Ring, U660E Pump Body (6 3/4" OD) 2007-Up.....	1.....	TBA
344.....	157272.....	O-Ring, U660E Case To Rear Cover (.069" Thick)(.550" OD) 2007-Up.....	3.....	TBA
347.....	157514A.....	O-Ring, U660E Case Connector (.136" Thick)(1.400" OD) 2007-Up	1.....	TBA
372.....	157514B.....	O-Ring, U660E Temperature Sensor To Valve Body (.075" Thick)(.395" OD) 2007-Up	1.....	TBA
379.....	157548.....	O-Ring, U660E Filter (.101" Thick)(1 1/16" OD) 2007-Up	1.....	TBA
380.....	157562.....	O-Ring, U660E Forward/Direct Clutch Drum Shaft (Front)(.086" Thick)(.650" OD) 2007-Up.....	1.....	TBA
382.....	157530.....	Lathe Cut Seal, U660E Valve Body To Case (.145" Thick)(.610" OD)(With 6 OD Notches)	2.....	TBA
388.....	157509.....	Washer/Seal, U660E Fill Plug To Rear Cover (.960" OD)(.705" ID) 2007-Up	1.....	TBA

ELECTRICAL COMPONENTS

410.....	157991.....	Neutral Safety Switch, U660E (7 Pin & 2 Blade Connector)(Cast # 84540-83010-AV2351).....	1.....	TBA
421.....	157930.....	Solenoid, U660E Shift 1 (SL1) (2 Prong, Brown Conn) 2007-Up (Also Fits Shift 3 (SL3) #423)	1-2.....	TBA
422.....	157931.....	Solenoid, U660E Shift 2 (SL2) (2 Prong, Black Conn) 2007-Up (Also Fits Shift 4 (SL4) #440)	1-2.....	TBA
423.....	157930.....	Solenoid, U660E Shift 3 (SL3) (2 Prong Brown Conn) 2007-Up	1-2.....	TBA
425.....	157929.....	Solenoid, U660E Lock-Up (SLU) (2 Prong, Black Connector) 2007-Up.....	1.....	TBA
428.....	157936.....	Solenoid, U660E Line Pressure Control (SL)(1 Prong, Blue Connector) 2007-Up	1.....	TBA
437.....	157952.....	Temperature Sensor Assembly, U660E (4 Bolt, W/3 O-Rings) 2007-Up.....	1.....	TBA
438.....	157954.....	Speed Sensor Assy, Input & Output (Both On A Bracket 4-Wire Conn) 2007-3/10	1.....	TBA
438.....	157954A.....	Speed Sensor Assy, Input & Output (Both On A Bracket) 4/2010-Up.....	1.....	TBA
440.....	157931.....	Solenoid, U660E Shift 4 (SL4) (2 Prong Black Conn) 2007-Up	1-2.....	TBA
444-1	157629.....	Bracket, U660E Case Connector Extension To Valve Body (1 Bolt) 2007-Up.....	1.....	TBA
444.....	157984.....	Case Connector Extension, (22 Blades On Top)(18 Blades On Bottom)(4 Blades On Side).....	1.....	TBA
446.....	157988.....	Wire Harness, Internal (18 Prong Connector, With 6 Two Wire Connectors, 1 One Wire	1.....	TBA
		Connector, & 1 Four Wire Connector) 2007-Up		
453.....	157938.....	Solenoid, U660E (SLT) (2 Prong, Black Connector) 2007-Up.....	1.....	TBA

MISCELLANEOUS COMPONENTS

490.....	157621.....	Vent, U660E (Plastic, Elbow) (1.970" Long) 2007-Up	1.....	TBA
493.....	157622.....	Fill Plug, U660E (24mm Hex Head)(.665" Long) 2007-Up	1.....	TBA

HARD PARTS

500.....	157912.....	Pump, U660E (Cast Iron Body, Alum Stator)(Cast # J6A10530 On Stator) 2007-Up.....	1.....	TBA
510.....	157916.....	Pump Body W/Gears, (Cast Iron) (10 Teeth Inner, 11 Teeth Outer Pump Gears) 2007-Up	1.....	TBA
520.....	157915.....	Stator, U660E (Aluminum) (Cast # J6A10530) 2007-Up	1.....	TBA
548.....	157852.....	Apply Sleeve, Direct Clutch Piston (2.655" Thick) (W/8 Notches) (Snap Ring # 878 Holds	1.....	TBA
		This To The Direct Clutch Piston) 2007-Up		

U660E

ILL#	Part#		QTY	REF#
555.....	157732	Drum, Forward/Direct Clutch W/Shaft (9 1/4" Long) (4 Forward Clutch & 3 Direct Clutch).....	1	TBA
564.....	K157763	Piston Kit, U660E Forward Clutch (Bonded Piston & Retainer) (4 Pieces) 2007-Up.....	1	TBA
565.....	K157764	Piston Kit, U660E Direct Clutch (Bonded Piston W/Housing) (4 Pieces) 2007-Up.....	1	TBA
567.....	K157765	Piston Kit, U660E 1st/Reverse Clutch (Aluminum Piston) (3 Pieces) 2007-Up.....	1	TBA
569.....	K157766	Piston Kit, U660E No. 3 Brake Clutch (1.580" Thick Bonded Piston) (3 Pieces) 2007-Up.....	1	TBA
571.....	157741	Hub, No.1 Brake Clutch (40 Outer & 36 Inner Splines) (Aluminum) (.900" Thick) (5.907" OD).....	1	TBA
574.....	157742	Sun Gear Hub, U660E Output Planet (Rear) (W/Forward Clutch Hub) (30 Teeth Sun Gear).....	1	TBA
		(40 Teeth Hub)(2.405" Tall) 2007-Up.....		
584.....	157748	Planet, U660E Output / Rear, 6 Gear, 5 1/8" Tall, Uses 30T Rear Sun Gear, 2007-Up.....	1	TBA
586.....	157749	Planet, U660E Underdrive W/ Hub, 2007-Up.....	1	TBA
594.....	157758	Ring Gear, U660E Output Planet (69 Teeth) (40 Outer Splines Front, 32 Outer Splines Rear).....	1	TBA
596.....	157759	Ring Gear, U660E Underdrive Planet (110 Teeth) (40 Clutch Splines) (1.325" Thick) (6 Slots).....	1	TBA
604.....	157743	Hub, U660E Output Planet Ring Gear (69 Teeth) (4.775" OD) (2.240" ID) 2007-Up.....	1	TBA
614.....	157755	Sun Gear, U660E Output Planet (Front)(27 Teeth) (24 Splines) (3.720" Long) 2007-Up.....	1	TBA
616.....	157756	Sun Gear, U660E Underdrive Planet (66 Teeth)(.755" Thick)(2.985" OD)(W/39 Inner Splines).....	1	TBA
639.....	157639	Anti-Clunk Spring, U660E Sprag Outer Race (.177" Thick) 2007-Up.....	1	TBA

SPRAGS

644.....	K157724	Sprag Assembly, U660E (1 Way Clutch)(20 Elements W/Plastic Cage) 2007-Up.....	1	TBA
654.....	157724	Sprag, U660E (1 Way Clutch)(20 Elements W/Plastic Cage)(.720" Wide)(6 1/4" OD) 2007-Up.....	1	TBA
665.....	157730	Outer Race, U660E (1 Way Clutch) Sprag (14 Lugs)(.645" Thick) 2007-Up.....	1	TBA
670.....	157851	Input Shaft, (.6055" Long)(.750" OD Pilot)(22 Conv Splines)(18 Rear Inner Splines) (3-Ring).....	1	TBA
697-1	K157624	Bolt Set, U660E Oils Shield To Rear Cover (2 Pieces) 2007-Up.....	1	TBA
697.....	157624	Oil Shield, U660E Rear Cover (2 Bolt, W/Slot)(2.610" Long) 2007-Up.....	1	TBA
710.....	157818	Gear, U660E Drive Transfer (44 Teeth)(36 Inner Splines)(1.925" Thick)(5.550" OD) 2007-Up.....	1	TBA
715.....	157910	Differential Assy, (69T, 1 Groove Ring Gr) (12 Bolt) (6 1/4" Tall Hsg) (1.378" ID Axle Hole).....	1	TBA
730.....	157846	Pinion, U660E (20 Teeth 1 Groove Pinion Gear) (47 Teeth Driven Transfer Gear) 2007-Up.....	1	TBA
740.....	157754	Valve Body, U660E (W/7 Solenoids)(Cast # U660) 2007-Up.....	1	TBA
NI.....	157940	Valve, U660E Manual (3.755" Long) 2007-Up.....	1	TBA
750.....	157703	Bell Housing / Front Case Half, U660E, 2007-Up.....	1	TBA
759.....	157704	Rear Cover, U660E (Aluminum)(14 Bolt, With 4 Extra Holes) 2007-Up.....	1	TBA
760.....	157701	Case / Rear Case Half, U660E, 2007-Up.....	1	TBA
765.....	157801	Pan, U660E Bottom (18 Bolt)(2 1/4" Deep At Deep End) 2007-Up.....	1	TBA
795.....	157081	Nut, Holds Output Planet To Drive Transf Gr (.275"(.3330" OD)(2.305" ID)(9 OD Notches).....	1	TBA
862.....	157301	Snap Ring, Holds No. 3 Brake Clutch Piston Return Spring In Case (.047" Thick)(4.445" OD).....	1	TBA
864.....	157302	Snap Ring, U660E Holds No. 1 Brake Clutch Press Plate In Stator (.063" Thick)(7 1/2" OD).....	1	TBA
		(.255" Wide)(W/1 Tab On The Outside & In The Center Between The Ends) 2007-Up.....		
865.....	157303	Snap Ring, Holds No. 3 Brake Clutch Steel # 132 In The Stator (.063" Thick)(7 1/2" OD).....	1	TBA
		(.258" Wide)(W/1 Tab On The Outside & At The End) 2007-Up.....		
867.....	157304	Snap Ring, U660E No. 1 Brake Clutch Hub To Underdrive Planet (.089" Thick)(4.880" OD).....	1	TBA
870.....	157305	Snap Ring, Holds No. 3 Brake Clutch Press Plate In Stator (.098" Thick)(7 7/8" OD) Hooked Ends.....	1	TBA
876.....	157306	Snap Ring, U660E Holds Direct & Forward Clutch Press Plate In (.079" Thick)(6 7/8" OD).....	2	TBA
877.....	157307	Snap Ring, U660E Holds Forward Clutch Piston Retainer In Drum (.047" Thick)(1.650" OD).....	1	TBA
878.....	157308	Snap Ring, Holds Direct Clutch Piston # 965 To The Apply Sleeve # 548 (.101" Thick)(7 1/2" OD).....	1	TBA
879.....	157309	Snap Ring, U660E Holds Direct Clutch Piston Housing To Drum (.047" Thick)(2.775" OD).....	1	TBA
885.....	157310	Snap Ring, U660E Holds 1st/Reverse Clutch Pressure Plate In (.082" Thick)(7 5/8" OD).....	1	TBA
887.....	157311	Snap Ring, U660E Holds Sun Gear Hub # 574 In Drum # 555 (.048" Thick)(1.190" OD).....	1	TBA
888.....	157312	Snap Ring, U660E Holds Sun Gear # 614 To UD Planet (.055" Thick)(1.465" OD) 2-Eyelets.....	1	TBA
889.....	157313	Snap Ring, U660E Holds Hub To Ring Gear (.055" Thick)(5.260" OD) 2007-Up.....	1	TBA
892.....	157314	Snap Ring, U660E Holds Sprag Outer Race In Case (.055" Thick)(8" OD) 2007-Up.....	1	TBA
893.....	157315	Snap Ring, Holds 1st/Reverse Clutch Piston Retainer In Case (.062" Thick)(7 3/4" OD).....	1	TBA
961.....	157762	Piston, U660E No. 1 Brake Clutch (Aluminum)(.630" Thick)(5.395" OD) 2007-Up.....	1	TBA
964.....	157763	Piston, U660E Forward Clutch (Bonded)(.830" Thick)(6 1/4" OD)(1.898" ID) 2007-Up.....	1	TBA
965.....	157764	Piston, U660E Direct Cl, Outer (Bonded)(2.665" ID)(8 Lugs)(4 Slots) 2007-09.....	1	TBA
965.....	157764A	Piston, U660E Direct Cl, Outer (Bonded) 2010-Up.....	1	TBA
965.....	157764B	Piston, U660E Direct Cl, Inner (Bonded) (Pictured Still On #555D Drum In Pic) 2007-Up.....	1	TBA
967.....	157765	Piston, U660E 1st/Reverse Clu (Aluminum)(.620" Thick)(7" OD)(5 3/8" ID)(16 Spring Pockets).....	1	TBA
969.....	157766	Piston, U660E No. 3 Brake Clutch (Bonded)(1.580" Thick)(6 13/16" OD) 2007-Up.....	1	TBA
974.....	157641	Retainer W/Springs, Fwd Clu Piston Return (21 Springs)(.745" Thick)(4.405" OD)(3.30" ID).....	1	TBA
975.....	157642	Retainer W/Springs, Direct Clu Piston Return (.720") (4.075" OD)(3.205" ID) (21 Springs).....	1	TBA
981.....	K157872	Return Spring Set, U660E No. 1 Brake Clutch Return (3 Pieces)(4 Springs Per Pieces).....	1	TBA
984.....	157644	Retainer, U660E Forward Clu Piston (Bonded)(.665" Thick)(5.660" OD)(1.460" ID) 2007-Up.....	1	TBA
985.....	157853	Retainer, U660E Direct Clutch Piston (Steel)(6 1/4" OD)(2.635" ID) 2007-Up.....	1	TBA
987.....	157645	Retainer W/Springs, U660E 1st/Reverse Clutch Piston (16 Springs)(7 1/4" OD)(5.755" ID).....	1	TBA
989.....	157873	Spring, No.3 Brake Clutch Piston Return (.058" Thick)(6.030" OD)(12 Fingers) 2007-Up.....	1	TBA
991-1	157631A	Lever, U660E Park Pawl (2.095" Long)(.475" ID) 2007-Up.....	1	TBA
991-2	157631B	Detent, U660E Rooster Comb (3.906" Long)(1 Bolt) 2007-Up.....	1	TBA
991-3	157631C	Rooster Comb, U660E (.475" ID Hole)(W/4 Notches) 2007-Up.....	1	TBA

U660E

ILL#	Part#		QTY	REF#
991-4	157631D.....	Linkage Shaft, U660E(9 1/2" Long)(W/Threaded End) 2007-Up.....	1	TBA
991-5	157631E.....	Roll Pin, U660E Holds Internal Levers To Manual Shaft (.775" Long)(.155" OD) 2007-Up.....	2	TBA
991-6	157631F.....	Wire Clip, U660E Holds Linkage Shaft To Case (.077" Thick Wire, 2.320" Long) 2007-Up	1	TBA
991-8	157631G	Retainer, U660E Linkage Roll Pin (Sleeve)(.475" Wide)(.835" OD) 2007-Up	2	TBA
991-9	157631H.....	Bracket, U660E Detent (1.320" Long)(1.045" Wide)(1 Bolt) 2007-Up	1	TBA
992.....	157631J	Manual Lever, U660E External (.830" Wide)(W/2 Key Hole Slots) 2007-Up.....	1	TBA
995.....	K157824.....	Park Pawl Assembly, U660E (8 Pieces) 2007-Up	1	TBA
996-1	157635	Fitting, U660E Cooler Line (Front, Upper)(Straight)(2.120" Long) 2007-Up.....	1	TBA
996.....	157636	Fitting, U660E Cooler Line (Rear, Lower)(Elbow)(2.160" Long) 2007-Up	1	TBA
999-6	157630	Bracket, U660E Holds Oil Tube To Bell Housing 2007-Up	1	TBA
999.....	157637	Oil Tube, U660E In Bell Housing (.255" OD) 2007-Up	1	TBA

U760E


ILL#	Part#		QTY	REF#
OVERHAUL KITS				
NI.....	K156900.....	Overhaul Kit, U760E (W/ Pistons) 2008-Up	1	N/A
NI.....	K156900X	Overhaul Kit, U760E (W/Out Pistons) 2008-Up.....	1	N/A
NI.....	K156900-99.....	Pistons Kit, U760E 2008-Up.....	1	N/A
MASTER L/STEEL KITS				
NI.....	DK15600S.....	Master L/Steels Kit, U760E (W/ Pistons) 2008-Up.....	1	N/A
NI.....	DK15600XS	Master L/Steels Kit, U760E (Pistons) 2008-Up	1	N/A
MASTER W/STEELS KITS				
NI.....	DK15600	Master W/Steels Kit, U760E (W/ Pistons) 2008-Up.....	1	N/A
NI.....	DK15600X.....	Master W/Steels Kit, U760E (W/Out Pistons) 2008-Up.....	1	N/A
FILTERS				
NI.....	156710	Filter, U760E, 2008-Up	1	35330-73010
BUSHINGS				
NI.....	157005A.....	Bushing, U760E, Pump, 2008-Up	1	TBA
METAL CLAD SEALS				
NI.....	157151	Seal, U760E, Front, Pump, 2008-Up.....	1	90311-43010
NI.....	89159	Seal, U760E, Axle (Diff Side, 2WD) 2008-Up.....	1	90311-40010
NI.....	57152C.....	Seal, U760E, Axle (Diff Side, AWD) 2008-Up.....	1	90311-55005
NI.....	57152B	Seal, U760E, Axle (Case Side, All) 2008-Up	1	90311-50026
NI.....	57152B	Seal, U760E, Transfer Adapter (AWD) 2008-Up	1	90316-34001
NI.....	78197	Seal, U760E, Manual Control Shaft, 2008-Up.....	1	90311-12002
FRICTIONS				
NI.....	157101	Friction, U760E, B1, #1 Brake (2nd & 6th Brake) 2008-Up.....	3	35681-73010
NI.....	157105	Friction, U760E, B2, #2 Brake (1st & Rev Brake) 2008-Up.....	5	35682-73010
NI.....	157103	Friction, U760E, C2 #2 Clutch (4-5-6 Drive) 2008-Up	2	TBA
NI.....	157101	Friction, U760E, #3 Brake (3-5/ Rev Brake) 2008-Up	3	35683-73010
NI.....	157103	Friction, U760E, C1 #1 Clutch (1-2-3-4 Drive) 2008-Up.....	3	TBA
NI.....	K156F.....	Friction Module, 2008-Up	1	TBA
STEELS				
NI.....	156100	Steel, U760E, B1, #1 Brake (2nd & 6th Brake) 2008-Up.....	3	TBA
NI.....	157108	Steel, U760E, B2, #2 Brake (1st & Rev Brake) 2008-Up	5	TBA
NI.....	157102	Steel, U760E, C2 #2 Clutch (4-5-6 Drive) Bottom 2008-Up	2	TBA
NI.....	156716	Steel, U760E, C2 #2 Clutch (4-5-6 Drive) Middle 2008-Up.....	1	TBA
NI.....	157106	Steel, U760E, B3, #3 Brake (3-5/ Rev Brake) 2008-Up	2	TBA
NI.....	157104	Steel, U760E, C1 #1 Clutch (1-2-3-4 Drive) 2008-Up	3	TBA
NI.....	K156S	Steel Module, U760E, 2008-Up.....	1	TBA
SEALING RINGS				
NI.....	K157903.....	Ring Kit, U760E, 2008-Up	1	TBA
GASKETS & RUBBER COMPONENTS				
NI.....	156500	Pan Gasket, U760E, 2008-Up	1	35168-73010

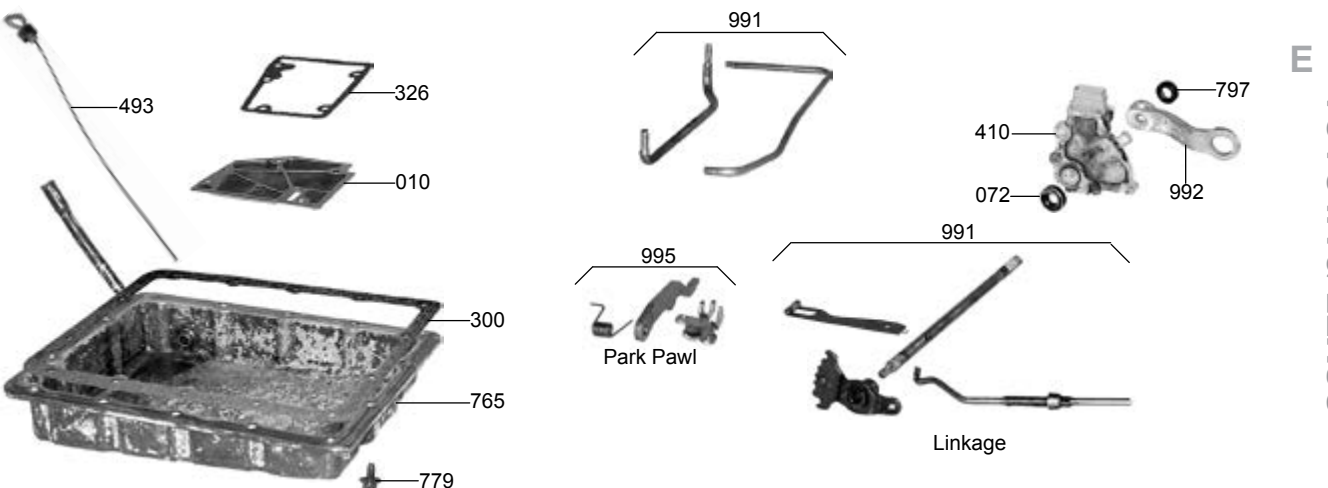
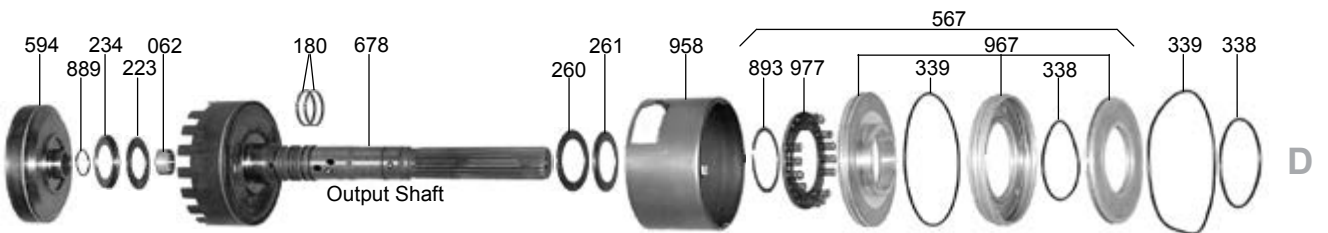
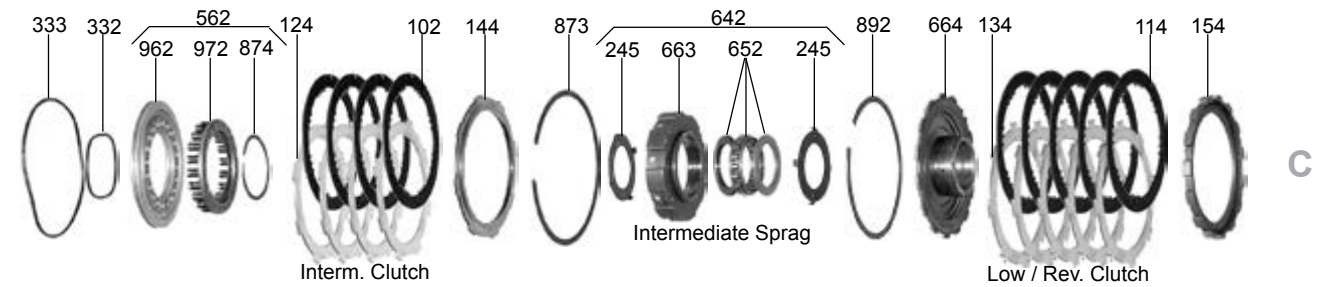
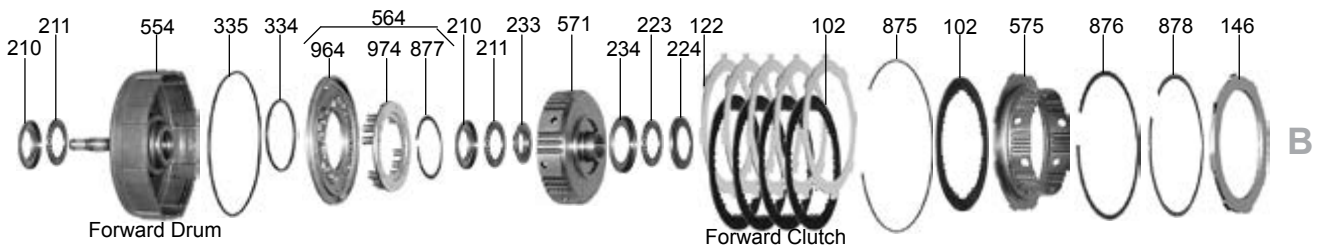
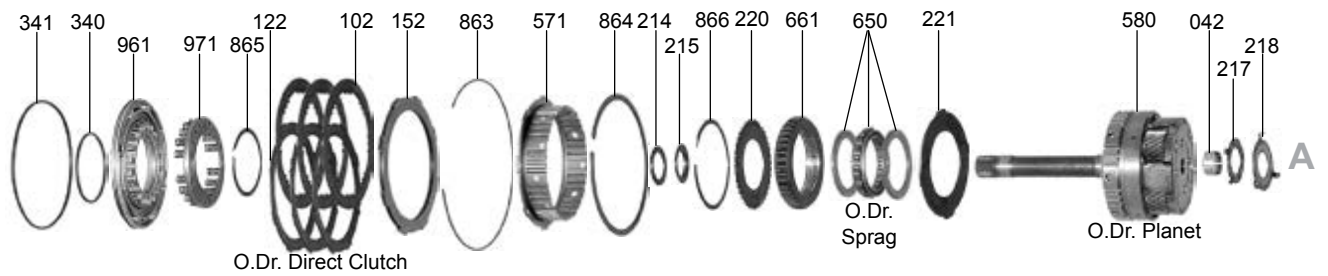
Notes

Lined area for notes.

TOYOTA & LEXUS

A40 SERIES





A40 SERIES

ILL#	Part#		QTY	REF#
OVERHAUL KITS				
NI.....	K67900	Overhaul Kit, A40/41 3 Spd(03-55, 03-56, 03-75) 1972-80.....	1	N/A
NI.....	K67900D	Overhaul Kit, A40/41 3 Speed (03-55, 03-56, 03-75) 1981-93.....	1	N/A
NI.....	K67900J	Overhaul Kit, A40D/42D 4-Speed (03-50, 03-51, 03-70 some) 1977-80.....	1	N/A
NI.....	K67900B	Overhaul Kit, A40D/42D 4-Speed (03-50, 03-51, 03-70 some) 1981-93.....	1	N/A
NI.....	K67900E	Overhaul Kit, A42DL/A43DE/A43DL/A44D/A44DE/A44DL/A45DL/A46DE 1981-Up.....	1	N/A
NI.....	K67900F	Overhaul, A43D/DE(03-71/71L/71LE/72L/72LE) 1980-04, AW70/71/72 Volvo (240, 260, 740, 760) 1979-93, 780(2.3L, 2.8L)'86-93, 940(2.3L)'91-97, 960(2.3L)'95-97, AW372, KM148 87-89.....	1	N/A
NI.....	K67900A	Overhaul Kit, AW55 / BW55 3 Speed RWD, Volvo 1974-87.....	1	N/A
NI.....	K67900N	Overhaul Kit, A42, 44, 45, TRANSFER CASE ONLY 1989-90.....	1	N/A
MASTER L/STEEL KITS				
NI.....	DK6700S	Master L/Steels Kit, A40/41 3 Spd(03-55, 03-56, 03-75) 1972-80.....	1	N/A
NI.....	DK6700AS	Master L/Steels Kit, AW55 / BW55 3 Speed RWD, Volvo 1974-87.....	1	N/A
NI.....	DK6700JS	Master L/Steels Kit, A40D/42D 4-Speed (03-50, 03-51, 03-70 some) 1977-80.....	1	N/A
NI.....	DK6700BS	Master L/Steels Kit, A40D/42D 4-Speed (03-50, 03-51, 03-70 some) 1981-93.....	1	N/A
NI.....	DK6700DS	Master L/Steels Kit, A40/41 3 Speed (03-55, 03-56, 03-75) 1981-93.....	1	N/A
NI.....	DK6700FS	Master L/Steels Kit, A43D(03-71) 4/87-1/95, AW-70/71/72, Volvo 240, 260, 740, 760 1979-1993, 780(2.3L, 2.8L)'86-93, 940(2.3L)'91-97, 960(2.3L)'95-97.....	1	N/A
NI.....	DK6700LMS	Master L/Steels Kit, A42/44/45DL(03-70L/72/72L, A43DL(03-71L) Corolla 8/83-12/86, Van (2/4WD) 8/88-1/90.....	1	N/A
NI.....	DK6700PS	Master L/Steels, A46DE(2WD) A46DF(4WD) Previa 90-97, A43DE(03-72LE) Vitara/Grand Vitara/XL7 '99-03, Tracker '96-03, Sidekick '92-98, Sidekick Sport '96-98, X-90 '96-98, A44DL, A45DL(03-72/72L) Amigo 1989-94, Pick-up 1988-95, A43DE (03-72LE) Sportage 1996-03, Sorento EX 2003-04, A44DE(03-72LE) Miata 1998-00.....	1	N/A
NI.....	DK6700RS	Master L/Steels Kit, A43DE/DL(03-71L, 71LE) Supra 8/81-11/84, Cressida 8/84-8/85.....	1	N/A
NI.....	DK6700VS	Master L/Steels, A43D/DE(03-71L/LE) 03-72L/LE Tacoma 2WD(4 Cyl) 1/95-04, AW-372 (2WD) & KM148 (4WD) Ram 50 / Raider 2WD & 4WD 1987-89, AW70/71 Impulse Non-Turbo 1983-87, AW-372/ R4AW2, KM148/ V4AW2 Montero(2/4WD) 5/86-5/89.....	1	N/A
NI.....	DK6700WS	Master L/Steels Kit AW-372/ R4AW2, KM148/ V4AW2 Montero, (2/4WD), 6/89-94.....	1	N/A
MASTER W/STEELS KITS				
NI.....	DK6700	Master W/Steels Kit, A40/41 3 Spd(03-55, 03-56, 03-75) 1972-80.....	1	N/A
NI.....	DK6700AS	Master W/Steels Kit, AW55 / BW55 3 Speed RWD, Volvo 1974-87.....	1	N/A
NI.....	DK6700J	Master W/Steels Kit, A40D/42D 4-Speed (03-50, 03-51, 03-70 some) 1977-80.....	1	N/A
NI.....	DK6700B	Master W/Steels Kit, A40D/42D 4-Speed (03-50, 03-51, 03-70 some) 1981-93.....	1	N/A
NI.....	DK6700D	Master W/Steels Kit, A42DL/A43DE/A43DL/A44D/A44DE/A44DL/A45DL 8/1981-Up.....	1	N/A
NI.....	DK6700F	Master W/Steels Kit, A43D(03-71) 4/87-1/95, AW-70/71/72, Volvo 240, 260, 740, 760 1979-83, 780(2.3L, 2.8L)'86-93, 940(2.3L)'91-97, 960(2.3L)'95-97.....	1	N/A
NI.....	DK6700LM	Master L/Steels Kit, A42/44/45DL(03-70L/72/72L, A43DL(03-71L) Corolla 8/83-12/86, Van (2/4WD) 8/88-1/90.....	1	N/A
NI.....	DK6700P	Master W/Steels, A46DE(2WD) A46DF(4WD) Previa 90-97, A43DE(03-72LE) Vitara/Grand Vitara/XL7 '99-03, Tracker '96-03, Sidekick '92-98, Sidekick Sport '96-98, X-90 '96-98, A44DL, A45DL(03-72/72L) Amigo 1989-94, Pick-up 1988-95, A43DE (03-72LE) Sportage 1996-03, Sorento EX 2003-04, A44DE(03-72LE) Miata 1998-00.....	1	N/A
NI.....	DK6700R	Master W/Steels Kit, A43DE/DL(03-71L, 71LE) Supra 8/81-11/84, Cressida 8/84-8/85.....	1	N/A
NI.....	DK6700V	Master W/Steels, A43D/DE(03-71L/LE) 03-72L/LE Tacoma 2WD(4 Cyl) 1/95-04, AW-372 (2WD) & KM148 (4WD) Ram 50 / Raider 2WD & 4WD 1987-89, AW70/71 Impulse Non-Turbo 1983-87, AW-372/ R4AW2, KM148/ V4AW2 Montero(2/4WD) 5/86-5/89.....	1	N/A
NI.....	DK6700W	Master W/Steels Kit AW-372/ R4AW2, KM148/ V4AW2 Montero, (2/4WD), 6/89-94.....	1	N/A
FILTERS				
010.....	67423	Filter, A40/A41/A43/AW55/BW55 1972-82.....	1	35303-22020
010.....	67424	Filter, A40D 1978-Up.....	1	35303-30031
010.....	67428	Filter, A42D/A43D/AW70/AW71 1981-Up.....	1	35303-30050
010.....	67425	Filter, A42DL/A43DL/A44DL/A45DL/A45DF 1982-Up.....	1	35303-14010
010.....	67426	Filter, A43DE/A44DE/A46DE 1983-Up.....	1	35303-30060
010.....	67426A	Filter, A47DE Lexus IS200, 2001-04.....	1	35330-53010
010.....	67428A	Filter, A43D, Tacoma, 2003-04.....	1	35303-35020
BUSHINGS				
030.....	K67000	Bushing Kit, A40/A41/A43/AW55/BW55.....	1	TBA
030.....	K67000A	Bushing Kit, A40D/A42D/A42DL/A43D/A43DE/A43DL/A44D/A44DL/A45DF/A45DL/A46DE.....	1	K57902B
034.....	67001	Bushing, A40 Series Pump Body.....	1	TBA
036.....	67002	Bsh, A40 Stator (Front & Rear) (.384" Wide) (Babbitt) (Also Sun Gr Shaft).....	1-4	TBA
036.....	67002A	Bushing, A40 Series Stator (Front & Rear) .848" ID (.680" Wide) (Babbitt).....	1-2	TBA
036.....	67007	Bushing, A40 Series Stator (Front & Rear) .864" ID (.384" Wide).....	1-2	TBA

A40 SERIES

ILL#	Part#		QTY	REF#
036.....	67002AB.....	Bushing, A40 Series Stator (Front & Rear) .864" ID (.680" Wide).....	1-2.....	TBA
037.....	67002AC.....	Bushing, A42DL/A43DL/A43DE/A44DL Stator (Rear) .908" ID (.680" Wide).....	1.....	TBA
040.....	67011.....	Bushing, A40 Series Overdrive Drum (Front) .909" ID (.380" Wide).....	2.....	57003
042.....	67012.....	Bushing, A40 Series Overdrive Planet (Pilot) .438" ID.....	1.....	TBA
044.....	67004.....	Bushing, A40 Series Center Support 1.434" ID (1.040" Wide).....	1.....	TBA
044.....	67004A.....	Bushing, A40D Center Support 1.434" ID (.735" Wide).....	1.....	TBA
052.....	67002.....	Bushing, A40 Series Sun Gear Shaft .848" ID (.384" Wide).....	2.....	TBA
052.....	67002A.....	Bushing, A44D Sun Gear Shaft .848" ID (.680" Wide).....	2.....	TBA
062.....	67005.....	Bushing, A40 Series Output Shaft .710" ID (.380" Wide).....	1.....	TBA
064.....	67009.....	Bushing, A40 Series Case 1.500" ID (.528" Wide).....	1.....	TBA
066.....	19002X.....	Bushing, A40 (Volvo) Extension Housing (1.510" OD)(1.380" ID)(1.210" Long)(Babbitt).....	1.....	TBA
066.....	67006.....	Bushing, A40 Series Extension Housing 1.500" ID (1.184" Wide).....	1.....	90999-72020
066.....	67006B.....	Bushing, A40/A41/A42D/A42DL Extension Housing (Isuzu).....	1.....	TBA
066.....	67006A.....	Bushing, A44D/A44DL Extension Housing (1.507" ID).....	1.....	TBA
METAL CLAD SEALS				
070.....	67550.....	Seal, All A40 Series (Front).....	1.....	90311-38020
072.....	89100.....	Seal, All A40 Series Linkage.....	2.....	90311-11128
074.....	48850F.....	Seal, A40 Series Rear With Felt (38mmX58mmX11mm).....	1.....	90311-38005
074.....	48850.....	Seal, A40 Series Rear (Without Felt) (38x58x11mm).....	1.....	TBA
074.....	67851.....	Seal, A40/A42D/A43D Rear (Isuzu) (35mmX49.2mmX11mm) 1981-85.....	1.....	5-09625-009-0
074.....	67852.....	Seal, A42D/A42DL Rear (Isuzu) (38.5mmX49.2mmX8mm) 1986-Up.....	1.....	8-94155-373-0
074.....	67853.....	Seal, A44D/A44DL Rear 2WD (Mitsubishi, Dodge D50) (39.5mmX57.1mmX13.2mm).....	1.....	MD951482
074.....	47157.....	Seal, A44D/A44DL Rear 4WD (Mitsubishi, Dodge D50).....	1.....	MD609235
074.....	19657C.....	Seal, AW55/BW55/AW70/AW71 Rear (Volvo) (36mmX49.5mmX11mm).....	1.....	235728-3
078.....	89157.....	Seal, All A40 (Toyota) Series Speed-O Shaft.....	1.....	90310-09001
078.....	67854.....	Seal, BW55 (Volvo) Speed-O Shaft.....	1.....	380192-5
FRICTIONS				
100.....	89100.....	Friction, A40 Series Overdrive Clutch .067" (5.60" OD) (33 Teeth) 1982-Up.....	3.....	35677-32040
102.....	67123.....	Friction, A40 Series Intermediate Clutch (Brake #2) .079" (5.00" OD) (24 Teeth) 1985-Up.....	2-3.....	35677-22060
102.....	67100.....	Friction, A40 Series Fwd/Dir/Coast/Interm/OD/OD Direct Clu, .091", 5.0" OD, 24T.....	11-17.....	35677-22010
102.....	67100A.....	Friction, A40 Series Forward/Direct Clutch .091" (5.00" OD) (24 Teeth) (Waved).....	3-6.....	TBA
102.....	67110.....	Friction, A40 Series Overdrive Direct Clutch .091" (5.60" OD) (44 Teeth) 1979-81.....	3.....	35677-30010
102.....	89100.....	Friction, A40 Series Overdrive Direct Clutch .067" (5.60" OD) (33 Teeth) 1982-Up.....	3.....	35677-32040
100.....	89100.....	Friction, A40 Series Overdrive Direct Clutch .067" (5.60" OD) (33 Teeth) 1982-Up.....	3.....	35677-32040
114.....	67103.....	Friction, A40 Series Low/Reverse Clutch .091" (5.00" OD) (16 Teeth) 1973-Up.....	4-5.....	35633-30060
114.....	67103A.....	Friction, A40 Series Low/Reverse Clutch .091" (5.00" OD) (16 Teeth) (Waved) 1973-UP.....	1.....	TBA
119.....	K67LF.....	Friction Module, A40/A41/A43/AW55 3 Speed 1973-Up.....	1.....	TBA
119.....	RK67EF.....	Friction Module, A40D/A43D 4 Speed 1982-87.....	1.....	TBA
STEELS				
122.....	67111.....	Steel, A40 Series Fwd/Dir/OD Direct Clutch (.079") (4.00" ID) (8 Short Teeth) 1980-Up.....	8-10.....	35634-30070
122.....	67102.....	Steel, A40 Series Fwd/Dir/OD Direct Clutch (.071") (4.00" ID) (8 Short Teeth) 1973-Up.....	8-10.....	35634-22070
122.....	67111A.....	Steel, A40 Series Forward/Direct Clutch .055" (4.00" ID) (8 Short Teeth) 1981-Up.....	1-2.....	35634-30090
122.....	67111D.....	Steel, A46DE/A46DF Overdrive Direct Clutch .055" (4.00" ID) (8 Teeth) (Dished) 1990-Up.....	1.....	34618-30010
122.....	67111B.....	Steel, A46DE/A46DF Forward/Direct Clutch .091" (4.00" ID) (8 Teeth) 1990-Up.....	AR.....	35634-30120
122.....	67122.....	Steel, A40 Series Forward/Direct Clutch .055" (4.00" ID) (8 Teeth).....	3-6.....	TBA
124.....	67101.....	Steel, A40 Series Coast (Brake #1)/ Interm (Brake #2) Clu (.079") (4.00" ID) 8 Tall Teeth.....	2-6.....	35648-30010
124.....	67101.....	Steel, A40 Series Coast (Brake #1)/ Interm (Brake #2) & OD Clu (.071", 4.0" ID, 8 Tall Teeth.....	5-10.....	35634-22090
124.....	67107.....	Steel, A40 Series Intermediate (Brake #2) Clutch (.091") (4.00" ID) (8 Tall Teeth) 1980-Up.....	3.....	35648-30020
124.....	67108.....	Steel, A40 Series Intermediate (Brake #2) Clutch .118" (4.00" ID) (8 Teeth) 1985-Up.....	2.....	35648-22010
124.....	67124.....	Steel, A40 Series Overdrive Clutch .079" (4.60" ID) (7 Teeth) 1981-Up.....	2.....	35634-30080
124.....	67124.....	Steel, A40 Series Overdrive Clutch .091" (4.60" ID) (7 Teeth).....	1-3.....	35634-30010
134.....	67104.....	Steel, A40 Series Low/Reverse Clutch .071" (4.00" ID) (15 Teeth).....	5.....	35634-22080
PRESSURE PLATES				
140.....	67125.....	Pressure Plate, A40D Series Overdrive Clutch.....	1.....	TBA
144.....	67105A.....	Pressure Plate, A40 Series Coast & Intermediate Clutch.....	2.....	TBA
146.....	67115.....	Pressure Plate, A40 Series Direct Clutch.....	1.....	TBA
152.....	67129.....	Pressure Plate, A40 Series Overdrive Direct Clutch.....	1.....	TBA
154.....	67106.....	Pressure Plate, A40 Series Low/Reverse Clutch (Bottom).....	1.....	TBA
SEALING RINGS				
175.....	K67266.....	Ring Kit, A40/A41/A43/AW55/BW55 (Metal) 1972-84.....	1.....	TBA
175.....	K67266J.....	Ring Kit, A40D/A42D/A42DL/A42DE/A43D/A43DE/A43DL/A44DL/A45DL/A46DE (Metal).....	1.....	TBA
175.....	K67266A.....	Ring Kit, BW55 (Metal).....	1.....	TBA
180.....	67230.....	Ring, A40 Series Output Shaft (1.312" OD) (Metal).....	3.....	35735-22010

A40 SERIES

ILL#	Part#		QTY	REF#
181.....	67227.....	Ring, A40/A41/A43 Forward Drum (2.029" OD) (Metal) 1973-81.....	2.....	35617-22010
181.....	67228.....	Ring, A40 Series Forward/Direct/Overdrive Drum (2.029") (Metal) 1973-81.....	2-7.....	35617-22020
181.....	87302.....	Ring, A40 Series Fwd/Direct/Overdrive Drum (2.046" OD) (Metal) 1981-Up (Use 87302).....	2-7.....	TBA
717.....	87302.....	Ring, A40 Series Forward/Direct/Overdrive Drum (2.046" OD) (Metal) 1981-Up.....	2-7.....	TBA
182.....	67231.....	Ring, A40 Series Sun Gear (1.500" OD) (Metal).....	2.....	TBA
182.....	67231.....	Ring, A40 Series Sun Gear (1.752" OD) (Metal).....	2.....	35749-30010
182.....	67228.....	Ring, BW55 Sun Gear (Metal).....	1.....	TBA
184.....	67232.....	Ring, A40 Series Intermediate Shaft (.055" OD) (Metal).....	1.....	35748-30010
184.....	67232T.....	Ring, A40 Series Intermediate Shaft (.055" OD) (Teflon).....	1.....	TBA
WASHERS & BEARINGS				
210.....	67931B.....	Race, A40D/42D/43D Stator To OD Drum (Front); A40 Series Supp To Fwd Drum (Front).....	1-4.....	TBA
		A40 Fwd Drum To Fwd Hub (Front); A40/41/43/40D/42D/DL Sun Gr To Ring Gr (Front).....		
		A40/A41/A43/A40D/A42D/A42DL Sun Gear To Rear Ring Gear (Front).....		
211.....	67931A.....	Brg, 40D/42D/43D Stator To OD Drum; A40 Series Supp To Fwd Drum; A40 Series Fwd.....	1-4.....	TBA
		Drum To Fwd Hub; A40/41/43/40D/42D/42DL/43D/43DE/43DL Sun Gr To Rear Ring Gr.....		
211.....	67919E.....	Bearing W/Race, A42DL/A43DE/A43DL/A44D/A44DL Stator To Overdrive Drum.....	1.....	TBA
211.....	67919D.....	Bearing W/Race, A44D/A44DL Sun Gear To Rear Ring Gear.....	1.....	TBA
212.....	67930A.....	Race, A40D/A42D/A43D Stator To Overdrive Drum (Rear).....	1.....	TBA
212.....	67930B.....	Race, A42DL/A43DE/A43DL/A44D/A44DL Stator To Overdrive Drum (Rear).....	1.....	TBA
214.....	67941.....	Bearing, A42DL/43D/43DE/43DL/44D/44DL OD Planet To OD Drum (For 33T Sun Gr).....	1.....	TBA
214.....	67941A.....	Bearing W/Race, A44DL Overdrive Planet To Overdrive Drum (For 27 Teeth Sun Gear).....	1.....	TBA
215.....	67942.....	Race, A42DL/A43D/A43DE/A43DL/A44D/A44DL OD Planet To OD Drum (For 33T Sun Gr).....	1.....	TBA
217.....	67927B.....	Washer, A40D/42D/42DL/43/43DE/43DL/44D/44DL OD Planet To OD Ring Gear (4 Tab).....	1.....	TBA
218.....	67926B.....	Washer, A40D/42D/42DL/43/43DE/43DL/44D/44DL OD Planet To OD Ring Gear (3 Tab).....	1.....	TBA
220.....	67943A.....	Washer, A40D/A42D Overdrive Sprag (Front).....	1.....	TBA
220.....	67943AA.....	Washer, A42DL/A43D/A43DE/A43DL/A44D/A44DL Overdrive Sprag (Front).....	1.....	TBA
221.....	67943B.....	Washer, A40D/A42D Overdrive Sprag (Rear).....	1.....	TBA
221.....	67943BA.....	Washer, A42DL/A43D/A43DE/A43DL/A44D/A44DL Overdrive Sprag (Rear).....	1.....	TBA
222.....	67933D.....	Race, A40D/42D/42DL/43/43DE/43DL/44D/44DL OD Ring Gr To OD Case (Front).....	1.....	TBA
223.....	67946.....	Bearing, A40D/42D/42DL/43/43DE/43DE/43DL/44D/44DL OD Ring Gr To OD Case; A40.....	1-3.....	TBA
		Series Forward Hub To Sun Gear ; A40 Series Rear Ring Gear To Output Shaft.....		
224.....	67947.....	Race, A40D/A42D/A42DL/A43/A43DE/A43DL/A44D/A44DL Overdrive Ring Gear To.....	1-2.....	TBA
		Overdrive Case (Rear); A40 Series Forward Hub To Sun Gear (Rear).....		
226.....	67934B.....	Caged Needle Brg, A40D/42D/43D/43DL/43DE/44D/44DL OD Case To Fwd Drum, 78-Up.....	1.....	TBA
233.....	67948.....	Race, A40 Series Forward Drum To Forward Hub (Rear).....	1.....	TBA
234.....	67933B.....	Race, A40 Series Fwd Hub To Sun Gr (Front); Also Rear Ring Gr To Output Shaft (Front).....	1-2.....	TBA
235.....	67936.....	Washer, A40/A40D/A42D/A42DL Front Planet (2.760" OD) (2 Tab, Plastic).....	1.....	TBA
235.....	67936A.....	Washer, A41/A44D/A44DL Front Planet (2.860" OD) (1.560" ID) (2 Tab, Plastic).....	1.....	TBA
235.....	67936B.....	Washer, A43/A43D/A43DE/A43DL Front Planet (2.875" OD) (4 Tab, Plastic).....	1.....	TBA
235.....	67936D.....	Washer, BW55 Front Planet (2.860" OD) (1.855" ID) (2 Tab, Plastic).....	1.....	TBA
238.....	67937.....	Washer, A40/40D/41/42D/42DL/44D/44DL Front Planet (Rear) (2.875" OD) 4 Tab Steel.....	1.....	TBA
238.....	67937B.....	Washer, A43/A43D/A43DE/A43DL Front Planet (Rear) (2.955" OD) (4 Tab, Plastic).....	1.....	TBA
238.....	67937A.....	Washer, BW55 Front Planet (Rear) (3.380" OD) (4 Tab, Steel).....	1.....	TBA
239.....	67949.....	Washer, A40/40D/41/42D/42DL Rear Planet (Front) (2.835" OD) (1.560" ID) 2 Tab Plastic.....	1.....	TBA
239.....	67949A.....	Washer, A44D/A44DL Rear Planet (Front) (2.835" OD) (1.980" ID) (2 Tab, Plastic).....	1.....	TBA
239.....	67949B.....	Washer, A43/A43D/A43DE/A43DL Rear Planet (Front) (2.968" OD) (4 Tab, Steel).....	1.....	TBA
239.....	67949C.....	Washer, BW55 Rear Planet (Front) (3.385" OD) (2 Tab, Plastic).....	1.....	TBA
260.....	67944.....	Bearing, A40 Series Output Shaft To Case.....	1.....	TBA
261.....	67945.....	Race, A40 Series Output Shaft To Case.....	1.....	TBA
GASKETS & RUBBER COMPONENTS				
300.....	67920.....	Gasket, A40 Series Bottom Pan.....	1.....	35168-22011
305.....	67564.....	Gasket, A40/A40D/A41/A42D/A42DL/A43/A43D/A43DL/A44D/A44DL Extension Housing.....	1.....	35182-22010
305.....	67564A.....	Gasket, A43DE/A46DE Extension Housing.....	1.....	57193
311.....	67921.....	O-Ring, A40 Series Pump 1973-79.....	1.....	35147-22010
311.....	67921B.....	O-Ring, A40 Series Pump 1979-Up.....	1.....	90301-99010
311.....	67511.....	O-Ring, A40 Series Overdrive Housing To Case.....	1.....	90301-99006
320.....	67512K.....	Gasket, A40/AW55 Valve Body(Upper).....	1.....	TBA
320.....	67512.....	Gasket, A40D Valve Body (Upper).....	1.....	TBA
320.....	67512A.....	Gasket, A42D Valve Body (Upper).....	1.....	TBA
320.....	67512H.....	Gasket, A42DL/A44DL/A45DL/AW70/AW71 Valve Body (Upper).....	1.....	TBA
320.....	67512D.....	Gasket, A43DE/A46DE/A46DF Valve Body (Upper).....	1.....	TBA
320.....	67512C.....	Gasket, A43D/AW72/KM148 Valve Body (Upper).....	1.....	TBA
320.....	67928.....	Gasket, BW55 Valve Body (Upper).....	1.....	TBA
321.....	67929A.....	Gasket, A40/AW55 Valve Body (Lower).....	1.....	TBA
321.....	67513.....	Gasket, A40D Valve Body (Lower).....	1.....	TBA
321.....	67513A.....	Gasket, A42D Valve Body (Lower).....	1.....	TBA

A40 SERIES

ILL#	Part#		QTY	REF#
321.....	67513B.....	Gasket, A42DL/A44DL/A45DL/AW70/AW71 Valve Body (Lower).....	1.....	TBA
321.....	67513D.....	Gasket, A43DE/A46DE/A46DF Valve Body (Lower).....	1.....	TBA
321.....	67513B.....	Gasket, A43D/AW72/KM148 Valve Body (Lower).....	1.....	TBA
321.....	67929.....	Gasket, BW55 Valve Body (Lower).....	1.....	TBA
326.....	67501F.....	Gasket, A40/A41/A43/BW55 Filter.....	1.....	04450-45007P
326.....	67501.....	Gasket, A40D Filter.....	1.....	57190
326.....	67501B.....	Gasket, A42D/A43D/AW70/AW71 Filter.....	1.....	35339-30050
326.....	67501A.....	Gasket, A42DL/A43DL/A44DL/A45DL/A45DF Filter.....	1.....	TBA
326.....	67501C.....	Gasket, A43DE/A44DE/A46DE Filter.....	1.....	TBA
368.....	67918.....	O-Ring, BW55 Speed-O Housing (Volvo).....	1.....	57125
TECHNICAL MANUALS				
400.....	TMA40-43DE.....	Technical Manual, A40 Series.....	1.....	83-TOY40TM
ELECTRICAL COMPONENTS				
NI.....	67954.....	Solenoid, Overdrive, A42D/A43D.....	1.....	85420-22060
NI.....	67955.....	Solenoid, Overdrive, AW70/AW71.....	1.....	TBA
MISCELLANEOUS COMPONENTS				
497.....	67999.....	Repair End, A40 Series Cable (Teckpak).....	1.....	TBA
PUMPS & PUMP COMPONENTS				
510.....	67911B.....	Pump Body, A40/BW55 (.597" Gears) (Can Use 57510C Or E).....	1.....	TBA
510.....	67911D.....	Pump Body, A41/A40D/A42D/A43D/A44D (.597" Gears) (Can Use 57510A Or E).....	1.....	TBA
510.....	67913D.....	Pump Body, A42DL/A43DL/A43DE/A44DL (.675" Gears).....	1.....	TBA
520.....	67913.....	Stator, A40 (4 1/8" Shaft) 2.010" OD Ring Tower.....	1.....	TBA
520.....	67969.....	Stator, A41 (2 15/16" Shaft) 2.022" OD Ring Tower.....	1.....	35307-22011
520.....	67913B.....	Stator, A40D/A42D (3 5/8" Shaft) 2.010" OD Ring Tower 1978-82.....	1.....	TBA
520.....	67913C.....	Stator, A40D/A42D (3 5/8" Shaft) 2.022" OD Ring Tower 1983-Up.....	1.....	TBA
520.....	67913D.....	Stator, A42DL/A43DL/A43DE/A44DL (2 15/16" Shaft) 2.022" OD Ring Tower.....	1.....	TBA
520.....	67913E.....	Stator, A43 (4 1/8" Shaft) 2.022" OD Ring Tower.....	1.....	TBA
520.....	67913EA.....	Stator, A43D/A44D (3 5/8" Shaft) 2.010" OD Ring Tower 1980-82.....	1.....	TBA
520.....	67913EB.....	Stator, A43D/A44D (3 5/8" Shaft) 2.022" OD Ring Tower 1983-Up.....	1.....	TBA
520.....	67913H.....	Stator, BW55 (4 1/8" Shaft) (Aluminum).....	1.....	TBA
DRUMS & CLUTCH HUBS				
551.....	67808.....	Drum, A40D/A42D Overdrive With 27 Teeth Sun Gear (2.032" ID Ring Bore) 1980-82.....	1.....	TBA
551.....	67808B.....	Drum, A40D/A42D Overdrive With 27 Teeth Sun Gear (2.050" ID Ring Bore) 1983-Up.....	1.....	TBA
551.....	67808C.....	Drum, A44DL Overdrive With 27 Teeth Sun Gear (2.052" ID Ring Bore).....	1.....	TBA
551.....	67808D.....	Drum, A43D/A44D Overdrive With 33 Teeth Sun Gear (2.032" ID Ring Bore) 1980-82.....	1.....	TBA
551.....	67808E.....	Drum, A42DL/43D/43DL/43DE/44D/44DL OD W/ 33T Sun Gr (2.05" ID Ring Bore) 1983-Up.....	1.....	TBA
554.....	67733.....	Drum, A40 Forward With 6 1/2" Shaft.....	1.....	TBA
554.....	67733A.....	Drum, A41 Forward With 5 3/4" Shaft.....	1.....	35701-12020
554.....	67733B.....	Drum, A40D/A43D Forward With Shaft (2.032" ID Ring Bore) 1978-83.....	1.....	TBA
554.....	67734B.....	Drum, A40D/42DL/43D/43DL/43DE/44DL Fwd W/ Shaft (2.050" ID Ring Bore) 1983-Up.....	1.....	TBA
554.....	67733C.....	Drum, A42D Forward With Shaft (2.032" ID Ring Bore) 1980-82.....	1.....	TBA
554.....	67733D.....	Drum, A42D Forward With Shaft (2.050" ID Ring Bore) 1983-Up.....	1.....	TBA
554.....	67733I.....	Drum, A44D Forward With Shaft (2.032" ID Ring Bore) 1980-82.....	1.....	TBA
554.....	67733IA.....	Drum, A44D Forward With Shaft (2.050" ID Ring Bore) 1983-Up.....	1.....	TBA
554.....	67733G.....	Drum, A43 Forward With 6 1/2" Shaft (2.050" ID Ring Bore).....	1.....	TBA
554.....	67733H.....	Drum, BW55 Forward (Volvo) With 6 1/2" Shaft.....	1.....	TBA
555.....	67716.....	Drum, A40/A40D/BW55 Direct (2.032" ID Ring Bore).....	1.....	TBA
555.....	67716A.....	Drum, A41/A42D/A42DL/A43/A43D/A43DL/A44DL Direct (2.050" ID Ring Bore).....	1.....	TBA
555.....	67716C.....	Drum, A40D/A43DE/A44D Direct (2.050" ID Ring Bore) 1983-Up.....	1.....	TBA
555.....	67716E.....	Drum, A42D/A43D Direct (2.032" ID Ring Bore) 1980-82.....	1.....	TBA
571.....	67734.....	Clutch Hub, A40D/A42D/A42DL Overdrive.....	1.....	TBA
571.....	67734A.....	Clutch Hub, A43D/A43DL/A43DE/A44D/A44DL Overdrive.....	1.....	TBA
574.....	67736.....	Clutch Hub, A40 Forward (8 Teeth, Steel).....	1.....	TBA
574.....	67736A.....	Clutch Hub, A41/A40D/42DL/43/43D/43DL/43DE/44D/44DL Fwd, 24T, Cast Iron.....	1.....	TBA
574.....	67736B.....	Clutch Hub, A42D Forward (24 Teeth, Steel).....	1.....	TBA
574.....	67736C.....	Clutch Hub, BW55 Forward (24 Teeth, Stamped Steel).....	1.....	TBA
575.....	67737.....	Clutch Hub, A40/A42D Direct.....	1.....	TBA
575.....	67737A.....	Clutch Hub, A41/A42DL/A43D/A43DL/A43DE/A44D/A44DL/BW55 Direct.....	1.....	TBA
PLANETS, RING GEARS, SUN GEARS & CENTER SUPPORTS				
580.....	67809B.....	Planet, A40D/A42D Overdrive (27 Teeth Sun Gear) 1978-82.....	1.....	TBA
580.....	67809BA.....	Planet, A40D/A42D Overdrive (27T Sun Gear) W/ 26 Spline Non Lock-Up Shaft, 1983-Up.....	1.....	TBA
580.....	67809D.....	Planet, A42DL/A43DL/A43DE/A44DL OD (33T Sun Gear) W/ 26 Spline L/Up Shaft.....	1.....	TBA

A40 SERIES

ILL#	Part#		QTY	REF#
580.....	67809E.....	Planet, A44DL Overdrive (27 Teeth Sun Gear) With 26 Spline Lock-Up Shaft.....	1.....	TBA
580.....	67812F.....	Planet, A43D/A44D Overdrive (33 Teeth Sun Gear) With 26 Spline Non Lock-Up Shaft.....	1.....	TBA
580.....	67809EA.....	Planet, A44DE Overdrive (33 Teeth Sun Gear) With 20 Spline Lock-Up Shaft.....	1.....	TBA
580.....	67809EB.....	Planet, A44DE Overdrive (27 Teeth Sun Gear) With 20 Spline Lock-Up Shaft.....	1.....	TBA
580.....	67809EC.....	Planet, A43D Overdrive, With 20 Spline Lock-Up Shaft.....	1.....	TBA
580.....	67809ED.....	Planet, A43D Overdrive, With 20 Spline Lock-Up Shaft.....	1.....	TBA
582.....	67747.....	Planet, A40/A40D/A42D/A42DL Front (17 Teeth On Each Gear).....	1.....	TBA
582.....	67747A.....	Planet, A41/A44D/A44DL Front (23 Teeth On Each Gear).....	1.....	TBA
582.....	67747E.....	Planet, A43/A43D/A43DL/A43DE Front (20 Teeth On Each Gear).....	1.....	TBA
582.....	67747H.....	Planet, BW55 (Volvo) Front (20 Teeth On Each Gear).....	1.....	TBA
584.....	67731.....	Planet, A40/A41/A40D/A42D/A42DL Rear (17 Teeth On Each Gear).....	1.....	TBA
584.....	67731K.....	Planet, A44D/A44DL Rear (19 Teeth On Each Gear).....	1.....	TBA
584.....	67731E.....	Planet, A43/A43D/A43DL/A43DE Rear (20 Teeth On Each Gear).....	1.....	TBA
584.....	67731H.....	Planet, BW55 (Volvo) Rear (20 Teeth On Each Gear).....	1.....	TBA
590.....	67810B.....	Ring Gear, A40D Overdrive (27 Teeth Sun Gear) (Cast Iron At Splines).....	1.....	TBA
590.....	67810D.....	Ring Gear, A42D Overdrive (27 Teeth Sun Gear) (Stamped Steel At Splines).....	1.....	TBA
590.....	67810E.....	Ring Gear, A42DL/A43D/A43DL/A43DE/A44D/A44DL Overdrive (33 Teeth Sun Gear).....	1.....	TBA
592.....	67732.....	Ring Gear, A40/A40D/A42D/A42DL Front (2 15/16" ID).....	1.....	TBA
592.....	67732E.....	Ring Gear, A41/A43/A43D/A43DL/A43DE/A44D/A44DL Front (3 1/2" ID).....	1.....	TBA
592.....	67732H.....	Ring Gear, BW55 Front (3 1/2" ID).....	1.....	TBA
594.....	67730.....	Ring Gear, A40/A41/A42D Rear (2 15/16" ID Stamped Steel).....	1.....	TBA
594.....	67730D.....	Ring Gear, A40D/A42DL Rear (2 15/16" ID Cast Iron Splines).....	1.....	TBA
594.....	67730E.....	Ring Gear, A43/A43D/A43DL/A43DE/A44D/A44DL Rear (3 1/2" ID).....	1.....	TBA
594.....	67730H.....	Ring Gear, BW55 Rear (3 1/2" ID).....	1.....	TBA
612.....	67878.....	Sun Gear, A40/A41/A42D/A42DL (7 1/2" Long) (27 Teeth).....	1.....	TBA
612.....	67878B.....	Sun Gear, A40D (6 3/8" Long) (27 Teeth).....	1.....	TBA
612.....	67878C.....	Sun Gear, A44D/A44DL (7 1/2" Long) (27/36 Teeth) (2 Piece).....	1.....	TBA
612.....	67878A.....	Sun Gear, A43/A43D/A43DL/A43DE/BW55 (7 1/2" Long) (33 Teeth).....	1.....	TBA
632.....	67729B.....	Center Support, A40/A42D (2.018" OD Of Ring Tower).....	1.....	TBA
632.....	67729A.....	Center Support, A41 (2.033" OD Of Ring Tower).....	1.....	TBA
632.....	67729.....	Center Support, A40D (2.018" OD Of Ring Tower) 1978-82.....	1.....	TBA
632.....	67729BA.....	Center Support, A40D (2.033" OD Of Ring Tower) 1983-Up.....	1.....	TBA
632.....	67729C.....	Center Support, A42D (2.018" OD Of Ring Tower) 1980-82.....	1.....	TBA
632.....	67729D.....	Center Support, A42DL/A43/A43D/A43DL/A44DL (2.033" OD Of Ring Tower) 1983-Up.....	1.....	TBA
		(With Ring Tower Facing Up & Lube Holes Facing You, 2nd Hole From Left Apply.....		
		Between 2nd & 3rd Ring).....		
632.....	67729F.....	Center Support, A42DL/A43DL/A44DL (2.033" OD Of Ring Tower) 1983-Up (With Ring.....	1.....	TBA
		Tower Facing Up & Lube Holes Facing You, 2nd Hole From Left Apply Between.....		
		1st (Top) & 2nd (Middle) Ring).....		
632.....	67729I.....	Center Support, A43DE/A44D/A46DE (2.033" OD Of Ring Tower) 1983-Up (With Ring.....	1.....	TBA
		Tower Facing Up & Lube Holes Facing You, 2nd Hole From The Left Apply Between.....		
		2nd (Middle) & 3rd (Bottom) Ring).....		
632.....	67729G.....	Center Support, A43DE/A46DE (2.033" OD Of Ring Tower) 1983-Up (With Ring Tower.....	1.....	TBA
		Facing Up & Lube Holes Facing You, 2nd Hole From The Left Between 1st.....		
		(Top) & 2nd (Middle) Ring).....		
632.....	67729K.....	Center Support, A44D (2.018" OD Of Ring Tower) 1980-82.....	1.....	TBA
632.....	67729E.....	Center Support, A43D (2.018" OD Of Ring Tower) 1980-82.....	1.....	TBA
632.....	67729H.....	Center Support, BW55.....	1.....	TBA
SPRAGS & ONE WAY CLUTCHES				
642.....	K67502.....	Sprag Assembly, A40/A41 (12 Lug).....	1.....	TBA
642.....	K65702D.....	Sprag Assembly, A42D/A42DL/A43/A43D/A43DL/A43DE/A44D/A44DL/BW55 (18 Lug).....	1.....	TBA
650.....	67502.....	Sprag, A40D/A42D Overdrive (27 Teeth Sun Gear).....	1.....	TBA
650.....	67502A.....	Sprag, A42D/A42DL/A43D/A43DE/A43DL/A44D/A44DL, OD (1.748" OD Inner Race) 33T Sun Gr.....	1.....	TBA
650.....	67502D.....	Sprag, A44DL Overdrive (2.016" OD Inner Race) (27 Teeth Sun Gear).....	1.....	TBA
654.....	67503.....	Sprag, A40 Rear (20 Elements).....	1.....	TBA
654.....	67503B.....	Sprag, A41/A40D/A42D/A42DL/A43/A43D/A43DE/A43DL/BW55 Rear (26 Elements).....	1.....	TBA
654.....	67503C.....	Sprag, A44D/A44DL Rear (26 Elements).....	1.....	TBA
661.....	67571.....	Outer Race, A40D/A42D Overdrive Sprag (27 Teeth Sun Gear).....	1.....	TBA
661.....	67571A.....	Outer Race, A42D/A42DL/A43D/A43DE/A43DL/A44D/A44DL OD Sprag, 33T Sun Gr.....	1.....	TBA
661.....	67571B.....	Outer Race, A44DL Overdrive Sprag (27 Teeth Sun Gear).....	1.....	TBA
663.....	67502.....	Hub, A40, Center Support, 1983-Up.....	1.....	TBA
664.....	67735.....	Inner Race, A40/A41/A40D/A42D/A42DL/A44D/A44DL Rear Sprag (1 1/2" ID).....	1.....	TBA
664.....	67735E.....	Inner Race, A43/A43D/A43DL/A43DE/BW55 Rear Sprag (1 3/4" ID).....	1.....	TBA
SHAFTS & GOVERNORS				
674.....	67825.....	Shaft, A40 Series Intermediate **Specify Length & Model**.....	1.....	TBA
674.....	67825A.....	Shaft, A41/A42/A43/BW55 (9 7/16" Long).....	1.....	TBA

A40 SERIES

ILL#	Part#		QTY	REF#
674.....	67825B.....	Shaft, A40D Intermediate (8 11/16" Long).....	1.....	TBA
674.....	67825C.....	Shaft, A42D/A42DL/A43D/A43DL/A43DE/A44D/A44DL Intermediate (9 7/8" Long).....	1.....	TBA
678.....	67738L.....	Output Shaft, A40 (Bolt-On Yoke Type).....	1.....	TBA
678.....	67738.....	Output Shaft, A40 (13 1/16" Long) 21 Splines (Slip On Yoke Type) Speed-O Gear Is Held On By Flat Key In The Key-Way.....	1.....	TBA
678.....	67738A.....	Output Shaft, A41/A40D/A43D/A43DL/A44DL (13 1/16" Long) 21 Splines (Slip On Yoke Type) Speed-O Gear Is Held On By Ball Under The Gear.....	1.....	TBA
678.....	67738B.....	Output Shaft, 2WD (11" Long).....	1.....	TBA
678.....	67738C.....	Output Shaft, A42D (14 3/16" Long) 18 Splines (Slip On Yoke Type).....	1.....	TBA
678.....	67738D.....	Output Shaft, A42DL/A43D (9 9/16" Long) 25 Splines (Bolt On Yoke).....	1.....	TBA
678.....	67738G.....	Output Shaft, A43DE (13 1/16") 21 Splines (Slip On Yoke) Only 1 Sealing Ring On Shaft.....	1.....	TBA
678.....	67738I.....	Output Shaft, A44D 4x4 (7 7/8" Long) 23 Splines.....	1.....	TBA
678.....	67738K.....	Output Shaft, A44D (D-50) (16 3/8" Long) 26 Splines (Slip On Yoke Type).....	1.....	TBA
678.....	67738E.....	Output Shaft, A43 (14 1/4" Long) 27 Splines (Slip On Yoke Type).....	1.....	TBA
678.....	67738H.....	Output Shaft, BW55 (9 5/8" Long) 25 Splines (Bolt On Yoke Type).....	1.....	TBA
678.....	67738J.....	Output Shaft, (5" Long).....	1.....	TBA
680.....	67410.....	Governor, A40/A41/A40D/A42D/A42DL/A43/A43D/A43DL/A44D.....	1.....	TBA
680.....	67410G.....	Governor, A43DE.....	1.....	TBA
680.....	67410H.....	Governor, BW55.....	1.....	TBA

VALVE BODIES (DACCO VB#)

740.....	TO-8605.....	Valve Body, A40 Series, .445" Boost Valve-Small End 1983-Up.....	1.....	TBA
740.....	TO-8606.....	Valve Body, A40 Series, .432" Boost Valve-Small End 1983-Up.....	1.....	TBA
740.....	TO-8607.....	Valve Body, A40 Series, .404" Boost Valve-Small End 1983-Up.....	1.....	TBA

VALVE BODIES

740.....	67754.....	Valve Body, A40 (Cast # 023 024 025).....	1.....	TBA
740.....	67755.....	Valve Body, A40 (Cast # 024 025 028).....	1.....	TBA
740.....	67755.....	Valve Body, A40 (Cast # 902 903 904).....	1.....	TBA
740.....	67757.....	Valve Body, A40 (Cast # 027H 03-55).....	1.....	TBA
740.....	67754A.....	Valve Body, A41.....	1.....	TBA
740.....	67754B.....	Valve Body, A40D.....	1.....	TBA
740.....	67754C.....	Valve Body, A42D.....	1.....	TBA
740.....	67754D.....	Valve Body, A42DL.....	1.....	TBA
740.....	67754FA.....	Valve Body, A43DL.....	1.....	TBA
740.....	67754F.....	Valve Body, A43DE.....	1.....	TBA
740.....	67754I.....	Valve Body, A44D.....	1.....	TBA
740.....	67754E.....	Valve Body, A43.....	1.....	TBA
740.....	67754K.....	Valve Body, A44DL.....	1.....	TBA
740.....	67754KA.....	Valve Body, A44DE.....	1.....	TBA
740.....	67754FB.....	Valve Body, A43D.....	1.....	TBA
740.....	67754H.....	Valve Body, BW55.....	1.....	TBA

HOUSINGS, CASES & PANS

750.....	67702.....	Bell Housing, A40 (Top Bolts 4 1/2").....	1.....	TBA
750.....	67702A.....	Bell Housing, A41 (Top Bolts 4 1/2") (Cast # 8919) (Starter At 10:00).....	1.....	TBA
750.....	67702B.....	Bell Housing, A40D (Top Bolts 4 3/4") (Cast # 8963).....	1.....	TBA
750.....	67702C.....	Bell Housing, A42D (Top Bolts 4 1/8").....	1.....	TBA
750.....	67702D.....	Bell Housing, A44D (Top Bolts 5 1/8").....	1.....	TBA
750.....	67702E.....	Bell Housing, A44D (Top Bolts 5 1/2").....	1.....	TBA
750.....	67702F.....	Bell Housing, A43 (Top Bolts 2 1/2").....	1.....	TBA
750.....	67702G.....	Bell Housing, A44DL (Top Bolts 4 1/2") (Cast # 8972).....	1.....	TBA
750.....	67702H.....	Bell Housing, A44DL (Top Bolts 5 1/8") (Cast # 8991).....	1.....	TBA
750.....	67702J.....	Bell Housing, A43D/A43DL/A43DE (Top Bolts 5 1/8").....	1.....	TBA
750.....	67702K.....	Bell Housing, A43D (Volvo) (Top Bolts 8").....	1.....	TBA
750.....	67702L.....	Bell Housing, A43D/A43DL/A43DE (Top Bolts 6 1/4") (Cast 8987).....	1.....	TBA
750.....	67702M.....	Bell Housing, A43D (Volvo) (Top Bolts 4 3/8") (Cast # 8967).....	1.....	TBA
750.....	67702N.....	Bell Housing, BW55 (Volvo) (Top Bolts 8 1/8").....	1.....	TBA
760.....	67701.....	Case, A40 (Tag ID# 03-55).....	1.....	TBA
760.....	67701A.....	Case, A41 (Tag ID # 03-56).....	1.....	TBA
760.....	67701B.....	Case, A40D (Tag ID # 03-50).....	1.....	TBA
760.....	67701C.....	Case, A42D/A42DL/A44D/44DL (Toyota) Blue Tag (Tag ID # 03-70, 03-70L, 03-72, 03-72L).....	1.....	TBA
760.....	67701D.....	Case, A42D/A42DL (Volvo) Black (Tag ID # 03-70, 03-70L).....	1.....	TBA
760.....	67701G.....	Case, A43DE (Without 4 Bolt Mount On Top Of Case) (Tag ID # 03-71LE).....	1.....	TBA
760.....	67701GA.....	Case, A43DE (With 4 Bolt Mount On Top Of case) (Tag ID # 03-71LE).....	1.....	TBA
760.....	67701I.....	Case, A44D (Dodge D-50) (Tag ID # 03-72).....	1.....	TBA
760.....	67701IA.....	Case, A43 (Tag ID # 03-75).....	1.....	TBA
760.....	67701IB.....	Case, A44DE (Pink Tag ID # 03-72LE).....	1.....	TBA

A40 SERIES

ILL#	Part#		QTY	REF#
760.....	67701C.....	Case, A44DE (Blue Tag ID # 03-72LE)	1	TBA
760.....	67701F.....	Case, A43D/A43DL (Toyota) (Blue Tag ID # 03-72, 03-71L)	1	TBA
760.....	67701E.....	Case, A43D (Volvo) (Black Tag ID # 03-71)	1	TBA
760.....	67701H.....	Case, BW55 (Volvo) (Tag ID # Model 55).....	1	TBA
762.....	67811B.....	Case, A40D Overdrive (2.010" ID Of Ring Tower) 1978-82.....	1	TBA
762.....	67711A.....	Case, A40D Overdrive (2.022" OD Of Ring Tower) 1983-Up	1	TBA
762.....	67811D.....	Case, A42D Overdrive (2.010" OD Of Ring Tower) 1980-82.....	1	TBA
762.....	67811C.....	Case, A42D Overdrive (2.022" OD Of Ring Tower) 1983-Up	1	TBA
762.....	67811E.....	Case, A43D/A44D Overdrive (2.010" OD Of Ring Tower) 1980-82.....	1	TBA
762.....	67804.....	Case, A42DL/A43D/A43DL/A43DE/A44D/44DL OD (2.022" OD Of Ring Tower) 1983-Up.....	1	TBA
765.....	67801.....	Pan, A40 (1 15/16" At Deep End) (14" Tall Tube Above Pan On Passenger Side).....	1	TBA
765.....	67801A.....	Pan, A41 (1 15/16" At Deep End) (5 1/4" Tall Tube Above Pan On Drivers Side)	1	TBA
765.....	67801B.....	Pan, A40D/42D/43D/43DL/43DE/44DL (2 5/16" Deep End) (Tube 6" Tall Above Pan	1	TBA
765.....	67801C.....	Pan, A42DL/A43D (3 1/16" At Deep End) (6" Tall Tube Above Pan On Drivers Side).....	1	TBA
765.....	67801D.....	Pan, A44D (3 1/16" At Deep End) (6" Tall Tube Above Pan On Passengers Side)	1	TBA
765.....	67801E.....	Pan, A43 (1 15/16" At Deep End) (8 1/2" Tall Tube Above Pan On Drivers Side)	1	TBA
765.....	67801F.....	Pan, BW55 (Volvo) (2 5/16" At Deep End) (Screw In Tube).....	1	TBA
770.....	67761.....	Ext Hsg, Some A40/41/40D/42D/43D/43DL/43DE (8 3/4") 2-1/4" OD Rear Seal, Pass Side	1	TBA
		Speed-O) 4 Threaded Mount Bolts Angle Up From Bottom At 45 degrees		
770.....	67761A.....	Ext Hsg, Some A40/41/40D/42D/43D/43DL/43DE (8 3/4") 2-1/4" OD Rear Seal, Driver Side.....	1	TBA
		Speed-O) 4 Threaded Mount Bolts Angle Up From Bottom At 45 degrees		
770.....	67761B.....	Extension Housing, Some A40/A41/A40D/A42D/A43D/A43DL/A43DE (8 3/4" Long).....	1	TBA
		2 1/4" OD Rear Seal (Drivers Side Speed-O) 6 Bolt Threaded Mount Bolts On Top.....		
770.....	67761C.....	Extension Housing, Some A42DL/A43D (5 1/8" Long) 1 15/16" OD Rear Seal (W/ Plugged	1	TBA
		Speed-O Hole) 4 Unthreaded Mounting Holes Facing The Rear		
770.....	67761D.....	Extension Housing, Some A42DL/A43D (5 1/8" Long) 1 15/16" OD Rear Seal (W/ Plugged	1	TBA
		Speed-O Hole) 4 Threaded Mounting Holes Facing The Rear.....		
770.....	67761E.....	Extension Housing, A44DL 4x4 (2 3/8" Long) 1.360" ID Rear Seal (Sensor On Drivers	1	TBA
		Side) 2 Threaded Mount Holes On Bottom		
770.....	67761F.....	Extension Housing, A44D 4x4 (3 1/2" Long) 2 Bolt Mount Facing Rear.....	1	TBA
770.....	67761G.....	Extension Housing, A44D (Dodge D-50) 12" Long (2 Studs For Mount Facing Rear)	1	TBA
770.....	67761H.....	Ext Hsg, A43 (10" Long) 1 15/16" OD Rear Seal (Pass Side Speed-O) 2 Bolt Bottom Mount	1	TBA
770.....	67761J.....	Ext Hsg, A46DE (8 3/4") 2 1/4" OD Rear Seal & Speed Sens) 6 Threaded Bolt Bottom Mount.....	1	TBA
770.....	67761K.....	Extension Housing, A44D (8 3/4" Long) 2 1/4" OD Rear Seal) Drivers Side Speed-O	1	TBA
		(4 Threaded Mounting Holes On Bottom Facing Down).....		
770.....	67761L.....	Ext Hsg, A44DE (8 3/4") 2 1/4" OD Rear Seal (Pass Side Speed-O & Sensor) 4 Threaded	1	TBA
		Mounting Holes On Bottom Facing Down & 4 Threaded Holes On Bottom (Cast#8921).....		
770.....	67761M.....	Ext Housing, A44DE 4x4 (2 3/4" Long) 2 5/8" OD Rear Seal (Passengers Side Sensor).....	1	TBA
		12 Round Holes To Transfer Case (Cast # 36117-8907).....		
770.....	67761N.....	Ext Hsg, A43D (Mits Montero) 12 1/4" (Drivers Side Speed-O) 2 Mount Studs-Rear Facing	1	TBA
770.....	67761P.....	Extension Housing, BW55 (Volvo) 5 1/8" Long (Passenger Side Speed-O) 2 Bolt Mount	1	TBA
774.....	K67221.....	Housing, A40 Series Driven Speed-O Gear	1	TBA
775.....	TO-FN-1.....	Bolt, A40 Series Converter (8 x 1.25mm).....	AR	TBA
775.....	TO-FN-2.....	Bolt, A40 Series Converter (9 x 1.25mm).....	AR	TBA
842.....	67641.....	Retainer, A40 Series Speed-O Housing	1	TBA
847.....	67222.....	Gear, A40 Speed-O Drive (6 Teeth) 5/8" Wide (Uses Key For Shaft).....	1	TBA
847.....	67222A.....	Gear, A41/40D/43D/43DL/43DE/44DL Speed-O Drive (6T) 5/8" Wide (Uses Ball For Shaft)	1	TBA
847.....	67222B.....	Gear, A42D Speed-O Drive (5 Teeth) 9/16" Wide (Uses Plastic Slot For Shaft).....	1	TBA
847.....	67223.....	Sleeve, A42DL/A43D (1 1/16" Long) 1 1/2" OD.....	1	TBA
847.....	67222C.....	Gear, A43 Speed-O Drive (6 Teeth) 9/16" Wide (Uses A Ball For Shaft).....	1	TBA
847.....	67222D.....	Gear, BW55 (Volvo) Speed-O Drive (6 Teeth) 7/8" Wide (Held On By Yoke).....	1	TBA
850.....	67141.....	Cushion, A40 Series Overdrive Clutch	1	TBA

ACCUMULATORS, PISTONS & MISCELLANEOUS

925.....	K67998.....	Accumulator Assembly, A40/A41.....	1	TBA
925.....	K67998A.....	Accumulator Assembly, A40D/A42D.....	1	TBA
925.....	K67998B.....	Accumulator Assembly, A42DL.....	1	TBA
925.....	K67998C.....	Accumulator Assembly, A43DE	1	TBA
925.....	K67998D.....	Accumulator Assembly, A44D.....	1	TBA
925.....	K67998E.....	Accumulator Assembly, A43DE	1	TBA
925.....	K67998F.....	Accumulator Assembly, A44DL.....	1	TBA
925.....	K67998G.....	Accumulator Assembly, A43D/A43DL.....	1	TBA
948.....	67224.....	Gear, A40 Series Driven Speed-O.....	1	TBA
958.....	67621.....	Tube, A40/A41/A42D/A42DL Brake Apply (Tin) (3 1/8" Tall).....	1	TBA
958.....	67621A.....	Tube, A40D/A43/A43D/A43DE/A43DL/A44D/A44DL Brake Apply (Tin) (3" Tall).....	1	TBA
958.....	67621B.....	Tube, BW55 (Volvo) Brake Apply (Tin) (3" Tall) With 15 Lugs	1	TBA
960.....	67760.....	Piston, A40D/A42D/A43D/A44D Overdrive 1978-82.....	1	TBA
960.....	67760A.....	Piston, A40D/A42D/A42DL/A43D/A43DL/A43DE/A44D/A44DL Overdrive 1983-Up.....	1	TBA

A40 SERIES

ILL#	Part#		QTY	REF#
961.....	67751	Piston, A40D/A42D/A43D/A43DL/A43DE/A44D/A44DL Overdrive Direct (Cast # 03-50).....	1.....	TBA
961.....	67751A	Piston, A40D/A42D/A42DL/A43D/A43DL/A43DE/A44D Overdrive Direct (No Cast #).....	1.....	TBA
962.....	67762	Piston, A40 Intermediate Clutch (Use 57969A).....	1.....	TBA
962.....	67762A	Piston, A41/A42D/A42DL/A43/A43D/A43DE/A43DL/A44D/A44DL Intermediate Clutch.....	1.....	TBA
962.....	67762B	Piston, BW55 (Volvo) Intermediate Clutch.....	1.....	TBA
964.....	67764	Piston, A40 Forward Clutch.....	1.....	TBA
964.....	67764A	Piston, A41 Forward Clutch.....	1.....	TBA
964.....	67764B	Piston, A40D Forward Clutch (.125" Wide O-Ring Groove).....	1.....	TBA
964.....	67764C	Piston, A40D Forward Clutch (.140" Wide O-Ring Groove).....	1.....	TBA
964.....	67764D	Piston, A42D Forward Clutch (.125" Wide O-Ring Groove).....	1.....	TBA
964.....	67764E	Piston, A42D Forward Clutch (.140" Wide O-Ring Groove).....	1.....	TBA
964.....	67764F	Piston, A42DL/A43/A44DL Forward Clutch.....	1.....	TBA
964.....	67764G	Piston, A44D Forward Clutch (.125" Wide O-Ring Groove).....	1.....	TBA
964.....	67764H	Piston, A44D Forward Clutch (.140" Wide O-Ring Groove).....	1.....	TBA
964.....	67764J	Piston, A43D/A43DE/A43DL Forward Clutch (.125" Wide O-Ring Groove).....	1.....	TBA
964.....	67764K	Piston, A43D/A43DE/A43DL Forward Clutch (.140" Wide O-Ring Groove).....	1.....	TBA
965.....	67765	Piston, A40 Series Direct Clutch, 1-Piece.....	1.....	TBA
965.....	67765A	Piston, A40 Series Direct Clutch, 2-Piece.....	1.....	TBA
967.....	67767	Piston, A40 Series Low/Reverse Clutch.....	1.....	TBA
969.....	67769	Piston, A40/41/42D/42DL/43/43D/43DE/43DL/44D/44DL Coast Clutch (Also Interm Clu All).....	1-2.....	TBA
969.....	67769A	Piston, A40D Coast Clutch.....	1.....	TBA
969.....	67762B	Piston, BW55 (Volvo) Coast Clutch (Also Fits BW55 (Volvo) Intermediate Clutch).....	1-2.....	TBA
970.....	67870	Spring, (A40 Overdrive Series) Overdrive Direct Return.....	18.....	TBA
971.....	67871	Spring, (A40 Overdrive Series) Overdrive Return.....	12.....	TBA
972.....	67872	Spring, A40 Series Intermediate Clutch Return.....	12.....	TBA
974.....	67873	Spring, A40 Series Forward Clutch Return.....	16.....	TBA
975.....	67874	Spring, A40 Series Direct Clutch Return.....	18.....	TBA
977.....	67875	Spring, A40 Series Low/Reverse Clutch Return.....	16.....	TBA
979.....	67876	Spring, A40 Series Coast Clutch Return.....	12.....	TBA
980.....	67860	Retainer, (A40 Overdrive Series) Overdrive Clutch Spring.....	1.....	TBA
981.....	67861	Retainer, (A40 Overdrive Series) Overdrive Direct Clutch Spring.....	1.....	TBA
982.....	67862	Retainer, A40 Series Intermediate Clutch Return Spring.....	1.....	TBA
984.....	67863	Retainer, A40 Series Forward Clutch Return Spring.....	1.....	TBA
985.....	67864	Retainer, A40 Series Direct Clutch Return Spring.....	1.....	TBA
987.....	67865	Retainer, A40 Series Low/Reverse Clutch Return Spring.....	1.....	TBA
989.....	67866	Retainer, A40 Series Coast Clutch Return Spring.....	1.....	TBA
991.....	67622	Linkage Assembly, A40 Series Internal.....	1.....	TBA
996.....	67623	Cooler Line Fitting, A40 Series.....	1.....	TBA