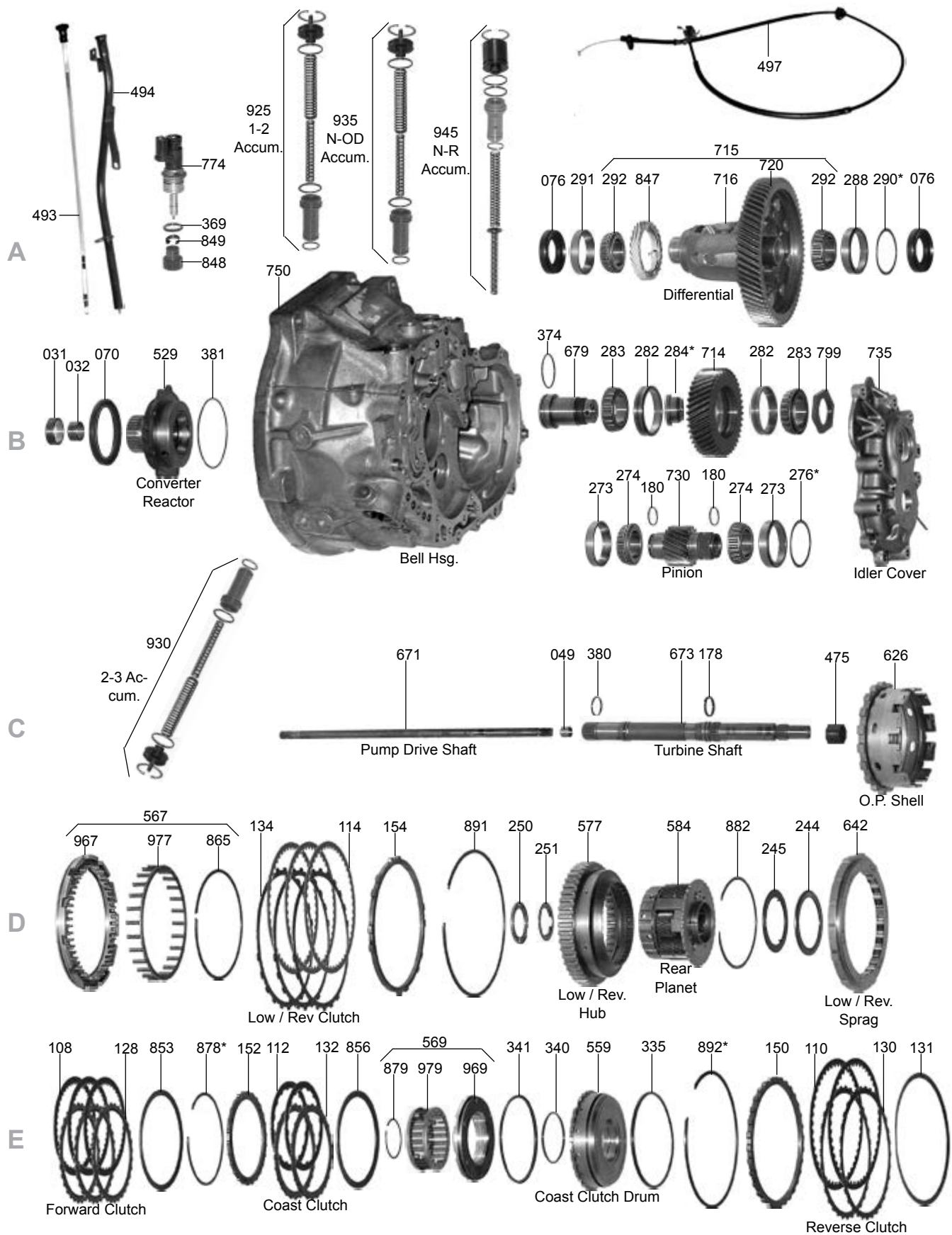
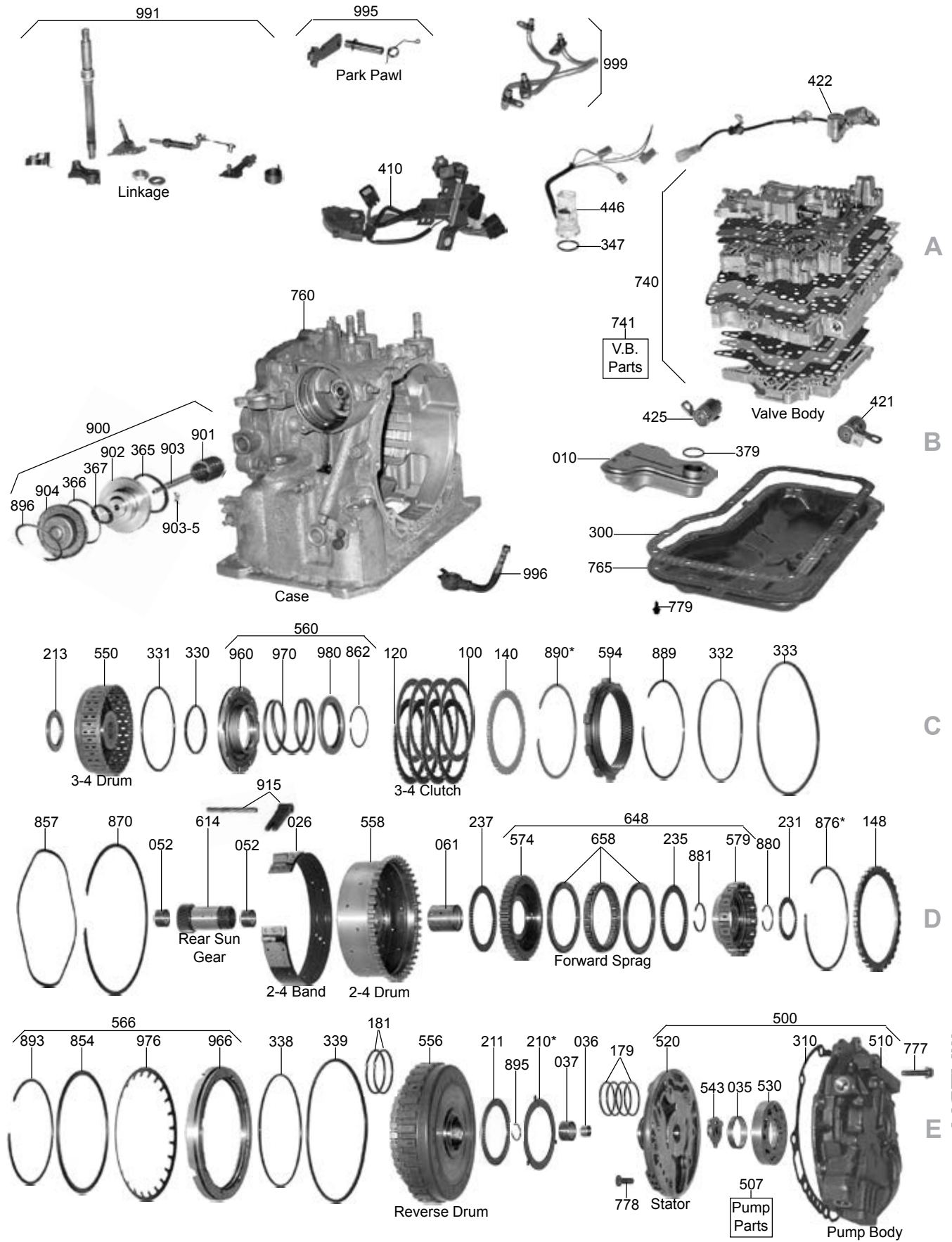


## 1-PAN, F4A-EL, F4EAT



## 1-PAN, F4A-EL, F4EAT



A

B

C

D

E

## 1-PAN, F4A-EL, F4EAT

ILL#	Part#		QTY	REF#
<b>OVERHAUL KITS</b>				
NI.....	K71900P .....	Overhaul Kit, F4E 1990-Up 4 Or 5 Solenoid Units (Includes Kia) .....	1 .....	N/A
<b>MASTER L/STEEL KITS</b>				
NI.....	DK7100PS .....	Master L/Steels Kit, F4E 1990-Up 4 Or 5 Solenoid Units (Includes Kia) .....	1 .....	N/A
<b>MASTER W/STEELS KITS</b>				
NI.....	DK7100D .....	Master W/Steels Kit, F4E 1990-96 .....	1 .....	N/A
NI.....	DK7100P .....	Master W/Steels Kit, F4E 1990-Up 4 Or 5 Solenoid Units (Includes Kia) .....	1 .....	N/A
<b>FILTERS</b>				
010.....	74710 .....	Filter, F4E W/Out Tube, 1990-Up .....	1 .....	F1CZ-7A098-A
010.....	74710A .....	Filter, F4E W/Tube, 1993-Up .....	1 .....	FW01-21-500
<b>BANDS</b>				
026.....	74700 .....	Band, F4E 1990-Up .....	1 .....	TBA
<b>BUSHINGS</b>				
030.....	K74000 .....	Bushing Kit, F4E Mazda, Ford 1990-Up .....	1 .....	TBA
031.....	71002 .....	Bushing, F4E Converter Hub (57.1mm) 1990-Up .....	1 .....	TBA
032.....	74010 .....	Bushing, F4E Pump Stator / Converter Reactor (Small) To Turbine Shaft .....	1 .....	TBA
035.....	74003 .....	Bushing, F4E Inner Pump Gear 1990-Up .....	1 .....	TBA
036.....	74006 .....	Bushing, F4E Stator, Front (Small) For Pump Drive Shaft .....	1 .....	TBA
037.....	74005 .....	Bushing, F4E Stator, Rear (Large) For Turbine Shaft .....	1 .....	TBA
052.....	74001 .....	Bushing, F4E Rear Sun Gear, .69" Long, 1990-Up .....	2 .....	TBA
061.....	74007 .....	Bushing, F4E 2-4 Drum, 1.41" Long, 1990-Up .....	1 .....	TBA
<b>METAL CLAD SEALS</b>				
070.....	71151 .....	Seal, F4E Converter 1990-Up .....	1 .....	TBA
078.....	91511 .....	Seal, F4E Speed-O Shaft .....	1 .....	TBA
076.....	91152 .....	Seal, F4E Axle (Both Sides) (.349" Thick) (Can Use 42152) .....	2 .....	TBA
089.....	74991 .....	Retainer, F4E Front Seal (3 Bolt Metal) .....	1 .....	TBA
<b>FRICTIONS</b>				
100.....	74104 .....	Friction, F4E 3-4 Clutch (.062") (22 Teeth) 1990-Up .....	4 .....	F1CZ-7B442-C
108.....	74101 .....	Friction, F4E Forward Clutch (.062") (42 Teeth) Exc 2003-Up Kia, 1990-Up .....	3 .....	F1CZ-7B164-6
108.....	74101A .....	Friction, F4E Forward Clutch (.075") (42 Teeth) Kia, 2003-Up .....	3 .....	45449-2Z610
110.....	74103 .....	Friction, F4E Reverse Clutch (.062") (45 Teeth) 1990-Up .....	2 .....	F1CZ-7B442-A
112.....	74102 .....	Friction, F4E Coast Clutch (.062") (16 Teeth) 1990-Up .....	2 .....	F1CZ-7B164-E
114.....	74105 .....	Friction, F4E Low/Reverse (.062") (48 Teeth) 1990-Up .....	4 .....	F1CZ-7B442-E
119.....	K71DF .....	Friction Module, F4E 1990-Up .....	1 .....	TBA
<b>STEELS</b>				
120.....	74114 .....	Steel, F4E 3-4 Clutch (.063") (38 Teeth) 1990-Up .....	4 .....	TBA
120.....	74114B .....	Steel, F4E 3-4 Clutch (.071") (38 Teeth) 1990-Up .....	4 .....	TBA
120.....	74114A .....	Steel, F4E 3-4 Clutch (.091") (38 Teeth) 1990-Up .....	4 .....	TBA
120.....	74114C .....	Steel, F4E 3-4 Clutch (.130") (38 Teeth) 1997-Up .....	4 .....	TBA
128.....	74111 .....	Steel, F4E Forward Clutch (.063") (32 Teeth) 1990-Up .....	3 .....	TBA
130.....	74113 .....	Steel, F4E Reverse Clutch (.063") (32 Teeth) 1990-Up .....	2 .....	TBA
131.....	74113A .....	Steel, F4E Reverse Clutch (.057") 6 7/8" OD (Dished) 1990-Up .....	1 .....	TBA
132.....	74112 .....	Steel, F4E Coast Clutch (.063") (26 Teeth) 1990-Up .....	2 .....	TBA
134.....	74115 .....	Steel, F4E Low/Reverse Clutch (.063") (16 Teeth) 1990-Up .....	4 .....	TBA
<b>PRESSURE PLATES</b>				
140.....	74131 .....	Pressure Plate, F4E 3-4 Clutch (.140") .....	1 .....	F1CZ-7B066-D
140.....	74131A .....	Pressure Plate, F4E 3-4 Clutch (.175") .....	1 .....	TBA
148.....	74133 .....	Pressure Plate, F4E Forward Clutch .....	1 .....	TBA
150.....	74135 .....	Pressure Plate, F4E Reverse Clutch .....	1 .....	TBA
152.....	74134 .....	Pressure Plate, F4E Coast Clutch .....	1 .....	F1CZ-7B066-B
154.....	74132 .....	Pressure Plate, F4E Low/Reverse Clutch .....	1 .....	TBA
<b>VALVE BODY KITS</b>				
165.....	K74908 .....	Shift Kit, F4A-EL / 4EAT-F 1990-Up (Transgo) .....	1 .....	SK ® F4AEL
165.....	K74908T .....	Valve Body Kit, F4A-EL (Translab) .....	1 .....	L-F4A-CPR
<b>SEALING RINGS</b>				
175.....	K74903 .....	Ring Kit, F4E Full (Metal) 1990-Up .....	1 .....	TBA
175.....	K74903T .....	Ring Kit, F4E Full (Teflon) 1990-Up .....	1 .....	TBA

## 1-PAN, F4A-EL, F4EAT

ILL#	Part#		QTY	REF#
175.....	K74903A.....	Ring Kit, F4E Short (4 Pump Rings) Metal 1990-Up .....	1.....	TBA
179.....	74300.....	Ring, F4E Pump Stator (Metal) 1990-Up.....	4.....	TBA
179.....	74300T.....	Ring, F4E Pump Stator (Teflon) 1990-Up.....	4.....	F1CZ-7D019-A
181.....	74301.....	Ring, F4E Coast Clutch (Teflon) 1990-Up.....	2.....	TBA
180.....	74302.....	Ring, F4E Output Gear (Metal) 1990-Up.....	2.....	TBA
178.....	74303T.....	Ring, F4E Turbine Shaft (Teflon) 1990-Up.....	1.....	TBA
191.....	74306T.....	Ring, F4E 2-3 / Neutral-Overdrive (Small) Scarf Cut (Teflon) 1990-Up.....	2.....	TBA
191.....	74307T.....	Ring, F4E Neutral-Reverse Accumulator (Small) Butt Joint (Teflon) 1990-Up .....	1.....	TBA
192.....	74305T.....	Ring, F4E 2-3 / Neutral-OD / Neutral-Rev Accum (Large) Scarf Cut Teflon, 1990-Up .....	3.....	TBA
<b>WASHERS &amp; BEARINGS</b>				
210.....	71400E.....	Race, F4E Stator To reverse Drum (1.2mm, .047").....	1.....	TBA
210.....	71400F.....	Race, F4E Stator To reverse Drum (1.4mm, .055").....	1.....	TBA
210.....	71400A.....	Race, F4E Stator To reverse Drum (1.6mm, .063").....	1.....	TBA
210.....	71400B.....	Race, F4E Stator To reverse Drum (1.8mm, .070").....	1.....	TBA
210.....	71400C.....	Race, F4E Stator To reverse Drum (2.0mm, .078").....	1.....	TBA
210.....	71400D.....	Race, F4E Stator To reverse Drum (2.2mm, .086").....	1.....	TBA
210.....	71400-15.....	Shim Kit, F4E, To Adjust 71400 Race Above, Contains: 5ea .015" Shims (Sonmax).....	1.....	71400-15
211.....	74454.....	Bearing W/Race, F4E Stator To Reverse Drum .....	1.....	F1CZ-7F241-A
213.....	74455.....	Bearing W/Race, F4E Shell To 3-4 Clutch Drum.....	1.....	F1CZ-7F404-A
231.....	74454.....	Bearing W/Race, F4E Reverse Drum To Hub .....	1.....	TBA
235.....	74451.....	Bearing, F4E Drum With Sun Gear To Forward Clutch Hub .....	1.....	F1CZ-7A623-A
237.....	74454.....	Bearing, F4E Band Drum To Forward Sprag.....	1.....	TBA
244.....	74415B.....	Bearing, F4E Planet To Sun Gear Drum .....	1.....	TBA
245.....	74415R.....	Race, F4E Planet To Sun Gear Drum .....	1.....	F1CZ-7F368-A
250.....	74416B.....	Race, F4E Drum To Planet.....	1.....	TBA
251.....	74453.....	Bearing W/Race, F4E Drum To Planet.....	1.....	F1CZ-7D234-A
254.....	32976.....	Cone Bearing, F4E Differential (Front & Rear) 1.378" ID (23 Rollers).....	2.....	5224300
254.....	K32976A.....	Bearing & Race Kit, F4E Differential (Front & Rear) 1.378" ID (23 Rollers) .....	2.....	TBA
255.....	32975.....	Cup Race, F4E Differential (Front & Rear).....	2.....	4567259
273.....	74975A.....	Cup Race, F4E Converter Reactor To Pinion Bearing .....	1.....	TBA
276.....	74456.....	Shim, F4E Pinion Cup Race To Pinion Retainer .....	1.....	TBA
282.....	74975B.....	Cup Race, F4E Idler Gear.....	2.....	TBA
283.....	74976B.....	Cone Bearing, F4E Idler Gear & Pinion Gear.....	2-4.....	TBA
284.....	74457.....	Shim, F4E Between Idler Gear Bearings (Specify Thickness .150" To .161").....	1.....	30801815
288.....	32975.....	Cup Race, F4E Differential (Rear).....	1.....	TBA
289.....	32976.....	Cone Bearing, F4E Differential (Rear).....	1.....	TBA
290.....	74458.....	Shim, F4E Differential Cup Race To Case.....	1.....	TBA
291.....	32975.....	Cup Race, F4E Differential (Front).....	1.....	TBA
292.....	32976.....	Cone Bearing, F4E Differential (Front).....	1.....	TBA
<b>GASKETS &amp; RUBBER COMPONENTS</b>				
300.....	74500.....	Gasket, F4E Pan (19 Holes) 1990-Up (Cork).....	1.....	TBA
300.....	74500F.....	Gasket, F4E Pan (19 Holes) 1990-Up (Farpak) .....	1.....	TBA
310.....	74501A.....	Gasket, F4E Front Pump 1990-Up.....	1.....	TBA
320.....	74512A.....	Gasket Kit, F4E Valve Body 1990-97 .....	1.....	TBA
320.....	74512AA.....	Gasket Kit, F4E Valve Body 1998-Up.....	1.....	TBA
352.....	K74900-4.....	Kit, F4E, Accumulator "D" Ring.....	1.....	TBA
369.....	74509.....	O-Ring, F4E Speed-O Housing To Case O-Ring 1990-Up.....	1.....	TBA
379.....	74503.....	D-Ring, F4E Filter O-Ring .....	1.....	TBA
390.....	K74900-1A.....	External Seal Kit, F4E/F4EAT/F4A-EL With Seals & Pan Gasket 1990-98.....	1.....	TBA
<b>TECHNICAL MANUALS</b>				
400.....	TMF4EAT.....	Technical Manual, F4E Mazda/Ford 1990-Up .....	1.....	83-F4EATTM
<b>ELECTRICAL COMPONENTS</b>				
410.....	74990.....	Switch, Neut (With Connector On End Of Wire Harness) 1991-96 .....	1.....	TBA
410.....	74990A.....	Switch, Neut, (W/ Conn On Switch, Pointing Out To Side Of Trans) No Wires On Sw, 97-02.....	1.....	F6CZ-7A247AA
410.....	74990AA.....	Switch, Neut (W/ Conn Made On Switch & Points Up) (No Wire Harness) 1997-Up .....	1.....	TBA
410.....	74990AB.....	Switch, Neut, (W/ Conn On Switch, Pointing To Rear Of Trans) No Wire Harness, 1997-Up .....	1.....	TBA
410.....	74990B.....	Switch, Neutral Safety, Mazda 94-98, Kia 96-03.....	1.....	FW35-21-444A
417.....	74931.....	Pulse Generator, F4E .....	1.....	TBA
420.....	K74954.....	Solenoid Set, F4E For 4 Sol VB, (3-Shift, 1-L/Up No EPC) 1991-Up.....	1.....	52-0231
421.....	74954.....	Solenoid, F4E 1-2 Shift 1990-Up.....	1.....	35678121
422.....	74955.....	Solenoid, F4E 2-3 & 3-4 Shift (Includes 2-3 & 3-4 Connected Together) .....	1.....	35678122
425.....	74925.....	Solenoid, F4E TCC Lock-Up .....	1.....	FU61-21-286B
431.....	74956.....	Solenoid, F4E EPC 1998-Up (For VB W/ 5 Solenoids) Sol Is .940" OD, Except KIA.....	1.....	TBA
431.....	74956A.....	Solenoid, F4E EPC 1998-Up (For VB W/ 5 Solenoids) Sol Is .800" OD, For KIA .....	1.....	TBA



## 1-PAN, F4A-EL, F4EAT

ILL#	Part#		QTY	REF#
446.....	74995.....	Wire Harn, F4E Internal (6 Pin Case Conn W/ 2 Two Wire & 2 One Wire Conn, 1990-Up .....	1 .....	TBA
446.....	74995A.....	Wire Harn, F4E Internal (7 Pin Case Conn W/ 2 Two Wire & 3 One Wire Conn, 1990-Up .....	1 .....	TBA
<b>MISCELLANEOUS COMPONENTS</b>				
475.....	74008.....	Sleeve, F4E Turbine Shaft, Teflon (Included In Overhaul Kits) .....	1 .....	TBA
<b>PUMPS &amp; PUMP COMPONENTS</b>				
500.....	74912.....	Pump, F4E Complete (With 4 Lube Holes Between Rings) .....	1 .....	TBA
500.....	74912A.....	Pump, F4E Complete (With 6 Lube Holes Between Rings) .....	1 .....	TBA
507.....	K74878.....	Pump Discharge Valve Kit, F4E, Gear Type Pump (Increases Pump Flow To Press Reg) .....	1 .....	Sonnax
510.....	74913.....	Pump Body W/Gears, F4E (With 3 Lube Holes Between Bolts) .....	1 .....	TBA
510.....	74913A.....	Pump Body W/Gears, F4E (With 4 Lube Holes Between Bolts) .....	1 .....	TBA
520.....	74911.....	Stator, F4E (With 4 Lube Holes Between Rings) .....	1 .....	TBA
520.....	74912B.....	Stator, F4E (With 6 Lube Holes Between Rings) .....	1 .....	TBA
529.....	74812.....	Converter Reactor, F4E (31 Splines) .....	1 .....	TBA
<b>DRUMS &amp; CLUTCH HUBS</b>				
550.....	74828.....	Drum, F4E 3-4 Clutch (Stamped Steel) With 38 Holes Outside .....	1 .....	TBA
550.....	74828A.....	Drum, F4E 3-4 Clutch (Stamped Steel) With 57 Holes Outside .....	1 .....	TBA
550.....	74828B.....	Drum, F4E 3-4 Clutch (Smooth Outside) With 57 Holes Outside .....	1 .....	TBA
556.....	74733.....	Drum, F4E Reverse & Forward Clutch .....	1 .....	TBA
558.....	74736.....	Drum, F4E 2-4 (Band Drum) With Sun Gear .....	1 .....	43678261
559.....	74864.....	Drum, F4E Coast Clutch .....	1 .....	TBA
560.....	K74862.....	Piston Kit, F4E 3-4 Clutch (.458" Thick Piston) .....	1 .....	TBA
560.....	K74862A.....	Piston Kit, F4E 3-4 Clutch (.382" Thick Piston) .....	1 .....	TBA
566.....	K74865.....	Piston Kit, F4E Reverse Clutch .....	1 .....	TBA
567.....	K74863.....	Piston Kit, F4E Low/Reverse Clutch .....	1 .....	TBA
569.....	K74861.....	Piston Kit, F4E Coast Clutch .....	1 .....	TBA
574.....	74838.....	Clutch Hub, F4E Forward Clutch (Less Sprag) .....	1 .....	TBA
577.....	74851.....	Clutch Hub & Inner Race, F4E Low/Reverse Clutch (34 Teeth Hub) .....	1 .....	F1CZ-7A089-A
579.....	74842.....	Clutch Hub, F4E Coast Clutch (With Inner Race) .....	1 .....	TBA
<b>PLANETS, RING GEARS, SUN GEARS &amp; SHELLS</b>				
584.....	74731.....	Planet, F4E (34T On Flange) W/.275" Tall Step In Center Of Flange (Where #245 Sits) .....	1 .....	TBA
584.....	74731A.....	Planet, F4E (34T On Flange) No Raised Step In Center Of Flange (Where #245 Sits) .....	1 .....	TBA
594.....	74830.....	Ring Gear, F4E Planet (10 Lugs, 5 1/8" OD) .....	1 .....	TBA
614.....	74850.....	Sun Gear, F4E (2 13/16" Long) .....	1 .....	TBA
626.....	74826.....	Shell, F4E Output With 19 Lugs On Park Gear .....	1 .....	F3CZ-7F283-A
626.....	74826A.....	Shell, F4E Output With 12 Lugs On Park Gear .....	1 .....	TBA
<b>SPRAGS &amp; ONE WAY CLUTCHES</b>				
642.....	74727.....	Roller Clutch, F4E Low With Outer Race (.590" Wide) .....	1 .....	F1CZ-7B456-A
642.....	74727A.....	Sprag, F4E Low With Outer Race (.605" Wide) .....	1 .....	TBA
648.....	K74724.....	Sprag Assembly, F4E Forward With Inner & Outer Race .....	1 .....	TBA
658.....	74724.....	Sprag, F4E Forward .....	1 .....	F1CZ-7A089-B
<b>SHAFTS, DIFFERENTIALS &amp; COMPONENTS</b>				
671.....	74822.....	Pump Shaft, F4E Drive (13 9/16" Long) .....	1 .....	TBA
673.....	74853.....	Turbine Shaft, F4E (11 3/8" Long) .....	1 .....	TBA
679.....	74616A.....	Shaft, F4E Idler Gear .....	1 .....	TBA
714.....	74816.....	Idler Gear, F4E With Bearings (39 Teeth) 1 3/16" Thick (3 Groove) .....	1 .....	TBA
714.....	74816A.....	Idler Gear, F4E With Bearings (40 Teeth) 1 Groove .....	1 .....	TBA
714.....	74816AA.....	Idler Gear, F4E With Bearings (38 Teeth) 1.150" Thick (4 Grooves) .....	1 .....	TBA
714.....	74816AB.....	Idler Gear, F4E With Bearings (41 Teeth) .....	1 .....	TBA
715.....	74952.....	Differential Assembly, F4E With Ring Gear (71 Teeth) 3 Groove (Fits 74814 & 74814AA) .....	1 .....	TBA
715.....	74952A.....	Differential Assembly, F4E With Ring Gear (71 Teeth) 1 Groove (Fits 74814A & 74814) .....	1 .....	TBA
715.....	74952B.....	Differential Assembly, F4E With Ring Gear (71 Teeth) 4 Groove .....	1 .....	TBA
715.....	74952C.....	Differential Assembly, F4E With Ring Gear (70 Teeth) 1 Groove .....	1 .....	TBA
715.....	74952D.....	Differential Assembly, F4E With Ring Gear (69 Teeth) 1 Groove .....	1 .....	TBA
715.....	74952E.....	Differential Assembly, F4E With Ring Gear (69 Teeth) 2 Groove .....	1 .....	TBA
715.....	94952F.....	Differential Assembly, F4E With Ring Gear (69 Teeth) 1 Wide Groove On Bearing Side .....	1 .....	TBA
715.....	74952G.....	Differential Assembly, F4W With Ring Gear (69 Teeth) 1 Narrow Groove On Bearing Side .....	1 .....	TBA
715.....	74952H.....	Differential Assembly, F4E With Ring Gear (69 Teeth) 1 Wide Groove On Housing Side .....	1 .....	TBA
715.....	74952J.....	Differential Assembly, F4E With Ring Gear (73 Teeth) 3 Groove .....	1 .....	TBA
715.....	74952K.....	Differential Assy, F4E With Ring Gear (73 Teeth) 4 Groove (Fits 74814AA & 74814AB) .....	1 .....	TBA
715.....	74952L.....	Differential Assembly, F4W With Ring Gear (78 Teeth) .....	1 .....	TBA
730.....	74814.....	Pinion, F4E Output Gear With Bearings (19 Teeth) 33 Splines (1 Groove) .....	1 .....	TBA
730.....	74814A.....	Pinion, F4E Output Gear With Bearings (20 Teeth) 33 Splines (3 Groove) .....	1 .....	TBA

# MAZDA

## 1-PAN, F4A-EL, F4EAT

ILL#	Part#		QTY	REF#
730.....	74814AB.....	Pinion, F4E Output Gear With Bearings (21 Teeth) 33 Splines (4 Groove).....	1.....	TBA
730.....	74814AC.....	Pinion, F4E Output Gear With Bearings (17 Teeth) 33 Splines (1 Groove).....	1.....	TBA
730.....	74814AD.....	Pinion, F4E Output Gear With Bearings (18 Teeth) 33 Splines (1 Groove).....	1.....	TBA
730.....	74814AE.....	Pinion, F4E Output Gear With Bearings (18 Teeth) (2 Wide Grooves).....	1.....	TBA
735.....	74818.....	Cover, F4E Idler Gear.....	1.....	TBA
<b>VALVE BODIES (DACCO VB#)</b>				
740.....	MF-6320.....	Valve Body, F4E 4-Solenoid, 1990-97.....	1.....	TBA
740.....	MF-6321.....	Valve Body, F4E 5-Solenoid, W/ Tube 1997-Up.....	1.....	TBA
740.....	MF-6322.....	Valve Body, F4E 5-Solenoid, W/Out Tube 1997-Up.....	1.....	TBA
740.....	MF-6323.....	Valve Body, F4E, Kia Style W/ Small Connector.....	1.....	TBA
740.....	MF-6324.....	Valve Body, F4E, Kia Style W/ Large Connector.....	1.....	TBA
<b>VALVE BODIES</b>				
740.....	74846.....	Valve Body, F4E (4 Solenoid) 1.8L (No Tube).....	1.....	F1CZ-7A100-A
740.....	74846A.....	Valve Body, F4E (4 Solenoid) 1.9L & 2.0L (With 1 Tube).....	1.....	F1CZ-7A100-B
740.....	74846B.....	Valve Body, F4E (5 Solenoid) With 1 Tube.....	1.....	TBA
740.....	74846C.....	Valve Body, F4E (5 Solenoid) No Tube.....	1.....	TBA
<b>VALVE BODY COMPONENTS</b>				
741.....	74846-01K.....	Boost Valve Kit, F4E (Valve, Sleeve & End Plug) (For Units With Electronic Trans).....	1.....	74846-01K
741.....	74846-04.....	Valve, F4E Pressure Modulator (Oversize) (Sonnax) (Use W/Tool # 74846-TL4).....	1.....	74846-04
741.....	74846-TL4.....	Reamer & Jig, F4E (For 74846-04) (Sonnax).....	1.....	74846-TL4
741.....	74846-05.....	Valve, F4E Pressure Regulator (Oversize) Sonnax) (Use W/Tool # 74846-TL5).....	1.....	74846-05
741.....	74846-TL5.....	Reamer & Jig, F4E (For S38741PA) (Sonnax).....	1.....	74846-TL5
<b>HOUSINGS, CASES &amp; PANS</b>				
750.....	74824.....	Bell Housing, F4E (Top Bolts 5 1/8") No Crank Sensor Hole (Cast # FB03).....	1.....	TBA
750.....	74824A.....	Bell Housing, F4E (Top Bolts 5 1/8") No Crank Sensor Hole (Cast # FU65).....	1.....	TBA
750.....	74824AA.....	Bell Housing, F4E (Top Bolts 5 1/8") With Crank Sensor Hole.....	1.....	TBA
750.....	74824B.....	Bell Housing, F4E (Top Bolts 6 1/4") No Crank Sensor Hole (Cast #FU60).....	1.....	TBA
750.....	74824BA.....	Bell Housing, F4E (Top Bolts 6 1/4") With Crank Sensor Hole (Cast # FW01).....	1.....	TBA
750.....	74824BB.....	Bell Housing, F4E (Top Bolts 6 1/4") No Crank Sensor Hole (Cast #FW30).....	1.....	TBA
750.....	74824BC.....	Bell Housing, F4E (Top Bolts 6 1/4") With Crank Sensor Hole (Cast # K2A2).....	1.....	TBA
750.....	74824C.....	Bell Housing, F4E (Top Bolts 2 1/8") Cast # FW12.....	1.....	TBA
750.....	74824D.....	Bell Housing, F4E (Top Bolts 4 7/8") With Crank Sensor Hole (Cast # K25R).....	1.....	TBA
760.....	74701.....	Case, F4E (13 Bolts To Bell) Uses Throttle Cable (3 Threaded Bosses On Top For Wire..... Harness, 2 Are 6mm And 1 Is 12mm).....	1.....	TBA
760.....	74701A.....	Case, F4E (13 Bolts To Bell) Uses A Throttle Cable (3 Threaded Bosses On Top For Wire..... Harness, All 3 Are 6mm).....	1.....	TBA
760.....	74701B.....	Case, F4E (13 Bolts To Bell) Uses A Throttle Cable (2 Threaded Bosses On Top For Wire..... Harness, Both Are 6mm) There Is Also A Boss With A 12mm Hole That Is Not Threaded.....	1.....	TBA
760.....	74701K.....	Case, F4E (13 Bolts To Bell) No Throttle Cable (Cast # KIA) W/ 4 Threaded Mount Bosses.....	1.....	TBA
760.....	74701C.....	Case, F4E (13 Bolts To Bell) No Throttle Cable With 3 Threaded Mounting Bosses.....	1.....	TBA
765.....	74801.....	Pan, F4E (Bottom) (1 5/8" At Deepest Point).....	1.....	TBA
765.....	74801A.....	Pan, F4E (Bottom) (2 1/2" At Deepest Point).....	1.....	TBA
774.....	K74227.....	Speed-O Hsg, F4E (W/ 22T Gr & 2 Prong Conn) (#F7C6-17271-AB) Alum Hsg, Plastic Conn.....	1.....	TBA
774.....	K74227A.....	Speed-O Hsg, F4E (W/ 22T Gr & 2 Prong Rectangle Conn) (Cast # TR0100) All Plastic.....	1.....	TBA
774.....	K74227B.....	Speed-O Hsg, F4E (W/ 23T Gr & 2 Prong Conn) (#FOC6-17271-AB) Alum Hsg, Plastic Conn.....	1.....	TBA
799.....	74081.....	Nut, F4E Idler Gear.....	1.....	TBA
847.....	74227.....	Gear, F4E Speed-O Drive (25 Teeth) On Differential.....	1.....	TBA
848.....	74228.....	Gear & Housing, F4E Speed-O Driven (20 Teeth).....	1.....	TBA
853.....	74141.....	Cushion, F4E Forward Clutch.....	1.....	TBA
854.....	74641.....	Retainer, F4E Reverse Clutch Spring.....	1.....	TBA
856.....	74142.....	Cushion, F4E Coast Clutch.....	1.....	TBA
857.....	74143.....	Waved Ring, F4E Low/Reverse Clutch (Solid Ring) 1990-97.....	1.....	TBA
857.....	74143A.....	Waved Ring, F4E Low/Reverse Clutch (Split, Not Solid) 1997-Up.....	1.....	TBA
<b>PISTONS, SPRINGS &amp; MISCELLANEOUS</b>				
900.....	K74997.....	Servo Assembly, F4E 2-4 Band (1.566" OD).....	1.....	TBA
900.....	K74997A.....	Servo Assembly, F4E 2-4 Band (2.314" OD).....	1.....	TBA
900.....	K74997B.....	Servo Assembly, F4E 2-4 Band (1.410" OD).....	1.....	TBA
901.....	74621.....	Spring, F4E Servo (3 Per Pack) 1.654" Long.....	1.....	TBA
901.....	74621A.....	Spring, F4A Servo (3 Per Pack) 1.703" Long.....	1.....	TBA
901.....	74621B.....	Spring, F4E Servo (3 Per Pack) Corrects Rough 1-2 & 3-4 Upshift And Rough 2-3.....	1.....	TBA
902.....	74997.....	Piston, F4E 2-4 Servo.....	1.....	TBA
904.....	74622.....	Cover, F4E 2-4 Servo.....	1.....	TBA
915.....	74854.....	Strut Assembly, F4E 2-4 Band.....	1.....	TBA

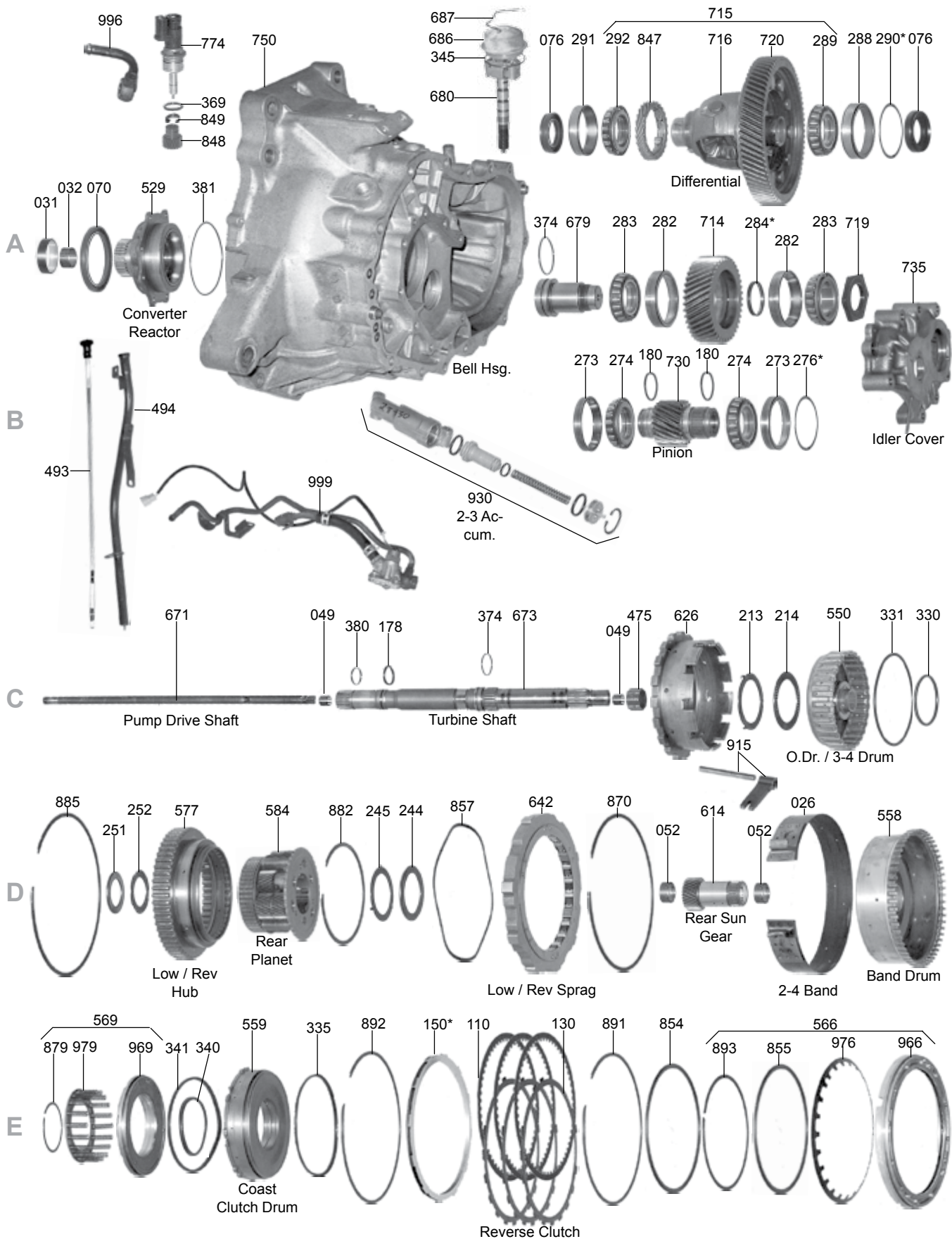
## 1-PAN, F4A-EL, F4EAT

ILL#	Part#		QTY	REF#
925.....	74843 .....	Accumulator Assembly, F4E 1-2 With 1 Spring .....	1 .....	TBA
925.....	74843A .....	Accumulator Assembly, F4E 1-2 With 2 Springs (1.9L Only).....	1 .....	TBA
930.....	74843B .....	Accumulator Assembly, F4E 2-3 .....	1 .....	TBA
935.....	74844 .....	Accumulator Assembly, F4E Neutral-Overdrive .....	1 .....	TBA
945.....	74847 .....	Accumulator Assembly, F4E Neutral-Reverse .....	1 .....	TBA
960.....	74862 .....	Piston, F4E 3-4 Clutch .....	1 .....	TBA
966.....	74865 .....	Piston, F4E Reverse Clutch .....	1 .....	TBA
967.....	74863 .....	Piston, F4E Low/Reverse Clutch .....	1 .....	TBA
969.....	74861 .....	Piston, F4E Coast Clutch .....	1 .....	TBA
970.....	74872 .....	Spring, F4E 3-4 Clutch Return .....	1 .....	36678441
976.....	74745 .....	Spring, F4E Reverse Beveled Return .....	1 .....	TBA
977.....	74873 .....	Retainer W/Spring, F4E Low/Reverse Clutch .....	1 .....	TBA
979.....	74874 .....	Retainer W/Spring, F4E Coast Clutch .....	1 .....	TBA
980.....	74875 .....	Retainer, F4E 3-4 Clutch Spring .....	1 .....	TBA
991.....	K74623 .....	Linkage Assembly, F4E Internal .....	1 .....	TBA
995.....	K74624 .....	Park Pawl Assembly, F4E .....	1 .....	TBA
996.....	74625 .....	Fitting, F4E Cooler Line .....	1 .....	TBA
999.....	74626 .....	Tube, F4E Oil .....	1 .....	TBA


## Notes



## 2-PAN, G4A-HL, G4A-EL GF4A-EL



## 2-PAN, G4A-HL, G4A-EL GF4A-EL



## 2-PAN, G4A-HL, G4A-EL GF4A-EL

ILL#	Part#		QTY	REF#
<b>OVERHAUL KITS</b>				
NI.....	K71900	Overhaul Kit, G4A-EL / G4A-HL (Mazda / Probe) 1986-4/87	1	N/A
NI.....	K71900C	Overhaul Kit, G4A-EL / G4A-HL, 4-Solenoid (Mazda / Probe) 5/87-92	1	N/A
NI.....	K71900E	Overhaul Kit, G4A-EL / HL (Mazda / Probe) 1993-Up (Exc 2.5L Millenia 12/93-97)	1	N/A
NI.....	K71900E	Overhaul Kit, G4A-EL / HL, 7-Solenoid (Mazda / Probe) 1993-Up (Fits 626 & MX6 1993	1	N/A
		(All) And 1991-2000 With 2.5L) (2.5L Millenia 12/1993-2002) (MPV 2000)		
		(Probe 1993 (All) And 1994-97 With 2.5L And 2.0L)		
<b>MASTER L/STEEL KITS</b>				
NI.....	DK7100S	Master L/Steels Kit, G4A Mazda / Probe (W/Out Turbo) 1986-4/87	1	N/A
NI.....	DK7100CS	Master L/Steels Kit, G4A Mazda / Probe (With & W/Out Turbo) 5/87-92	1	N/A
NI.....	DK7100ES	Master L/Steels Kit, G4A-EL / HL (Mazda / Probe) 1993-Up (Exc 2.5L Millenia 12/93-97)	1	N/A
NI.....	DK7100ES	Master L/Steels Kit, G4A-EL / HL (Mazda / Probe) 1993-Up (Fits 626 & MX6 1993 (All)	1	N/A
		& 1994-2000 With 2.5L) (2.5L Millenia 12/1993-2002) (MPV 2000)		
		(Probe 1993(All) & 1994-97 With 2.5L And 2.0L)		
<b>MASTER W/STEELS KITS</b>				
NI.....	DK7100	Master W/Steels Kit, G4A (Mazda / Probe) (W/Out Turbo) 1986-4/87	1	N/A
NI.....	DK7100C	Master W/Steels Kit, G4A (Mazda / Probe) (With & W/Out Turbo) 5/87-92	1	N/A
NI.....	DK7100E	Master W/Steels Kit, G4A-EL / HL (Mazda / Probe) 1993-Up (Exc 2.5L Millenia 12/93-97)	1	N/A
NI.....	DK7100E	Master W/Steels Kit, G4A-EL / HL (Mazda / Probe) 1993-Up (Fits 626 & MX6 1993 (All)	1	N/A
		& 1994-2000 With 2.5L) (Millenia 12/1993-2002 With 2.5L) (MPV 2000)		
		(Probe 1993(All) & 1994-97 With 2.5L And 2.0L)		
<b>FILTERS</b>				
010.....	71710	Filter, G4A (Mazda 626 / MX6 & Probe) (Non Turbo) (4 Bolt, 5/8" Thick) 1986-87	1	FU01-210500E
010.....	71710A	Filter, G4A / G4A-EL (Mazda 626 / MX6) (3 Bolt, 1" Thick) 1988-95	1	FU31-21-500
010.....	71710B	Filter, G4A (Mazda 323) (3 Bolt, 1 1/2" Thick) 1988-89	1	FU50-21-500A
010.....	71710D	Filter, G4A-EL (Mazda 626 / MX6 & Probe) (3 Bolt, Plastic, W/ 1 1/2" Pick-Up) 93-Up	1	F32Z-7A098-A
<b>MISCELLANEOUS FILTERS</b>				
015.....	71711	Filter, G4A Thimble Filter In Valve Body 1986-92	4	FU01-21-296A
015.....	71711A	Filter, G4A-EL Thimble Filter In Valve Body 1993-Up	9	FU19-21-296A
<b>BANDS</b>				
026.....	71700A	Band, G4A (Non Turbo) 1 1/2" Wide 1986-Up	1	FU08-21-310A
026.....	71700B	Band, G4A (With Turbo) 1 3/4" Wide 1987-Up	1	FU32-21-310B
<b>BUSHINGS</b>				
030.....	K71000	Bushing Kit, G4A, Non-Turbo 1986-Up	1	TBA
030.....	K71000A	Bushing Kit, G4A, Turbo 1986-Up	1	TBA
031.....	71002	Bushing, G4A Converter Hub (57.1mm) 1988-Up	1	TBA
031.....	71002A	Bushing, G4A Converter Hub (61.1mm) 1986-87	1	TBA
032.....	71007A	Bushing, G4A Converter Reactor (Small) To Turbine Shaft (.904" OD)	1	TBA
032.....	71007	Bushing, G4A Converter Reactor (Small) To Turbine Shaft (1.092" OD)	1	TBA
036.....	71005	Bushing, G4A Pump Cover (Rear)	1	TBA
037.....	71006	Bushing, G4A Pump Cover (Front)	1	TBA
052.....	71003	Bushing, G4A Sun Gear, W/Out Oil Holes, 1986-Up	2	TBA
052.....	71004	Bushing, G4A Sun Gear, W/ Oil Holes, 1986-Up	1	TBA
061.....	71001	Bushing, G4A Band Drum (Or Sun Gear Shell) (1 3/8" Long) (Non Turbo)	1	TBA
061.....	71001A	Bushing, G4A Band Drum (Or Sun Gear Shell) (1 5/8" Long) (Turbo)	1	TBA
<b>METAL CLAD SEALS</b>				
070.....	71151	Seal, G4A Front (Narrow) 1986-Up	1	TBA
070.....	71151A	Seal, G4A Front (Wide) 1986-Up	1	TBA
076.....	91152	Seal, G4A Axle (Both Sides) (.395" Thick) 1986-Up	2	FU03-27-238
089.....	71991	Retainer, G4A Front Seal (3 Bolt Metal)	1	TBA
<b>FRICTIONS</b>				
100.....	71104A	Friction, G4A 3-4 Clutch (.063") 4.65" OD (50 Teeth) (With Groove) 1986-Up	4-5	FU08-19-370
100.....	71104	Friction, G4A 3-4 Clutch (.063") 4.65" OD (50 Teeth) (Smooth) Hi-Energy, 1986-Up	4-5	TBA
108.....	71101	Friction, G4A Forward Clutch (.063") 5.70" OD (48 Teeth) 1986-Up	3-4	FU08-19-580
110.....	71103	Friction, G4A Reverse Clutch (V-Tooth) (.063") 7.70" OD (58 Teeth) 1986-87	2-3	FU01-19-460
110.....	71103A	Friction, G4A Reverse Clutch (Square Tooth) (.063") 7.70" OD (58 Teeth) 1988-Up	2-3	FU50-19-4F0
110.....	71103B	Friction, G4A Reverse Clutch (Square Tooth) .063" (32 Teeth) 7.720" OD 2001-Up	2-3	TBA
112.....	71102	Friction, G4A Coast Clutch (V-Tooth) (.061") 5.150" OD (44 Teeth) 1986-87	2	FU08-19-590
112.....	71102A	Friction, G4A Coast Clutch (Square Tooth) (.061") 5.150" OD (44 Teeth) 1988-Up	2	FU50-19-590
114.....	71103	Friction, G4A Low/Rev Cl (V-Tooth) (.063") 7.70" OD (58T) 1986-87 (Also Reverse Cl)	2-7	FU01-19-460



## 2-PAN, G4A-HL, G4A-EL GF4A-EL

ILL#	Part#		QTY	REF#
114.....	71103A.....	Friction, G4A Low/Reverse Clutch (Square Tooth) (.063")7.70" OD (58 Teeth) 1988-Up.....	2-7.....	FU50-19-4F0
119.....	K71F.....	Friction Module, G4A 1986-87.....	1.....	TBA
119.....	RK71CF.....	Friction Module, G4A (Non Turbo) 1988-Up.....	1.....	TBA
119.....	K71EF.....	Friction Module, G4A (Mazda/Ford) 1993-Up.....	1.....	TBA
<b>STEELS</b>				
120.....	71114.....	Steel, G4A 3-4 Clutch (.063") 4.0" ID (16 Teeth) 1986-87.....	5.....	FU01-19-334
120.....	71114A.....	Steel, G4A 3-4 Clutch (.063") 4.0" ID (30 Teeth) 1988-Up.....	5.....	FU50-19-334
120.....	71114B.....	Steel, G4A 3-4 Clutch (.091") 4.0" ID (30 Teeth) 1988-Up.....	5.....	FU32-19-334
120.....	71114C.....	Steel, G4A 3-4 Clutch (.130") 4.0" ID (30 Teeth) 1993-Up.....	4.....	FU9D-19-334
128.....	71111.....	Steel, G4A Forward Clutch (.063") 4.8" ID (8 Teeth) 1986-92.....	3-4.....	FU01-19-571
128.....	71111A.....	Steel, G4A Forward Clutch (.063") 4.8" ID (32 Teeth) 1993-Up.....	3.....	FU9A-19-571A
130.....	71113.....	Steel, G4A Reverse Clutch (.063") 7.1" ID (12 Teeth) 1986-92.....	2.....	FU50-19-561
130.....	71113A.....	Steel, G4A Reverse Clutch (.063") 7.1" ID (32 Teeth) 1993-Up.....	2.....	FU9A-19-561
132.....	71112.....	Steel, G4A Coast Clutch (.063") 4.45" ID (32 Teeth) 1986-Up.....	2-3.....	FU01-19-621
134.....	71115.....	Steel, G4A Low/Reverse Clutch (.063") 7.1" ID (15 Teeth) 1986-Up.....	3-5.....	FU01-19-451A
<b>PRESSURE PLATES</b>				
140.....	71718.....	Pressure Plate, G4A 3-4 Clutch (3.8mm) (16 Teeth) 1986-87.....	1.....	TBA
140.....	71719.....	Pressure Plate, G4A 3-4 Clutch (3.8mm) (30 Teeth) 1988-Up.....	1.....	E92Z-7B066-AE
140.....	71725A.....	Pressure Plate, G4A 3-4 Clutch (4.0mm) (30 Teeth) 1988-Up.....	1.....	E92Z-7B066-T
140.....	71719A.....	Pressure Plate, G4A 3-4 Clutch (4.2mm) (30 Teeth) 1988-Up.....	1.....	E92Z-7B066-U
140.....	71725C.....	Pressure Plate, G4A 3-4 Clutch (4.4mm) (30 Teeth) 1988-Up.....	1.....	E92Z-7B066-V
140.....	71725D.....	Pressure Plate, G4A 3-4 Clutch (4.6mm) (30 Teeth) 1988-Up.....	1.....	E92Z-7B066-W
140.....	71725E.....	Pressure Plate, G4A 3-4 Clutch (4.8mm) (30 Teeth) 1988-Up.....	1.....	E92Z-7B066-X
148.....	71714.....	Press Plate, G4A Fwd Clu 8T (Looks Like 16T) (*Specify Thickness .206" To .264") 86-92.....	1.....	TBA
148.....	71714F.....	Press Plate, G4A Forward Clu (32T) (*Specify Thickness .232" To .264") 1993-Up.....	1.....	TBA
150.....	71717.....	Press Plate, G4A Reverse Clu (12T) (*Specify Thickness .241" To .306") 1986-92.....	1.....	E92Z-7B066-N
150.....	71717AA.....	Press Plate, G4A Reverse Clu (32T) (*Specify Thickness .258" To .306") 1993-Up.....	1.....	TBA
152.....	71715.....	Pressure Plate, G4A Coast Clu (32T) (*Specify Thickness .181" To .220") 1986-Up.....	1.....	E92Z-7B066-G
154.....	71721.....	Pressure Plate, G4A Low/Reverse Clutch (10.2mm) (15 Teeth) 1986-87.....	1.....	E92Z-7B066-Y
154.....	71723.....	Pressure Plate, G4A Low/Reverse Clutch (10.4mm) (15 Teeth) 1988-Up.....	1.....	E92Z-7B066-Z
154.....	71722.....	Pressure Plate, G4A Low/Reverse Clutch (7.20mm) (15 Teeth) 1988-Up.....	1.....	TBA
154.....	71722A.....	Pressure Plate, G4A Low/Reverse Clutch (7.40mm) (15 Teeth) 1988-Up.....	1.....	E92Z-7B066-AA
154.....	71722B.....	Pressure Plate, G4A Low/Reverse Clutch (7.60mm) (15 Teeth) 1988-Up.....	1.....	E92Z-7B066-AB
154.....	71722C.....	Pressure Plate, G4A Low/Reverse Clutch (7.80mm) (15 Teeth) 1988-Up.....	1.....	E92Z-7B066-AC
154.....	71722D.....	Pressure Plate, G4A Low/Reverse Clutch (6.80mm) (15 Teeth) 1988-Up.....	1.....	E92Z-7B066-AD
<b>VALVE BODY KITS</b>				
165.....	K71908.....	Shift Kit, G4A-EL / G4A-HL (1 & 4 Solenoids) 1986-92.....	1.....	SK® G4A
165.....	K71908A.....	Shift Kit, G4A-EL / G4A-HL (7 Solenoids) 1993-97.....	1.....	SK® GF4A-EL
<b>SEALING RINGS</b>				
175.....	K71901M.....	Ring Kit, G4A (Metal) 1986-Up.....	1.....	TBA
175.....	K71901T.....	Ring Kit, G4 (Teflon) 1986-Up.....	1.....	TBA
175.....	K71901AT.....	Ring Kit, G4A, Rotating Rings Only (Contains: 4-71300 & 2-71302) (Metal) 1986-Up.....	1.....	TBA
179.....	71300.....	Ring, G4A Stator Shaft (Metal) 1986-92.....	4.....	TBA
179.....	71300T.....	Ring, G4A Stator Shaft (Teflon) 1986-92.....	4.....	TBA
180.....	71302.....	Ring, G4A Output Gear Shaft (Metal) 1986-Up.....	2.....	TBA
180.....	71302T.....	Ring, G4A Output Gear Shaft (Teflon) 1986-Up.....	2.....	TBA
191.....	71304T.....	Ring, G4A 2-3 Accumulator Piston (Small) (Teflon) 1986-E90.....	1.....	TBA
191.....	71304AT.....	Ring, G4A 2-3 Accumulator Piston (Small) (Teflon) L1990-Up.....	1.....	TBA
191.....	71306T.....	Ring Kit, G4A 2-3 Accumulator (Teflon) 1986-E90.....	1.....	TBA
191.....	71306AT.....	Ring Kit, G4A 2-3 Accumulator (Teflon) L1990-Up.....	1.....	TBA
192.....	71309T.....	Ring, G4A 2-3 Accumulator Piston (Large) (Teflon) 1986-E90.....	1.....	TBA
192.....	71309AT.....	Ring, G4A 2-3 Accumulator Piston (Large) (Teflon) L1990-Up.....	1.....	TBA
<b>WASHERS &amp; BEARINGS</b>				
210.....	71400E.....	Race, G4A Stator To Reverse Drum (1.2mm) (3 Tab) 1986-92.....	1.....	E92Z-7D014-E
210.....	71400F.....	Race, G4A Stator To Reverse Drum (1.4mm) (3 Tab) 1986-92.....	1.....	E92Z-7D014-F
210.....	71400A.....	Race, G4A Stator To Reverse Drum (1.6mm) (3 Tab) 1986-92.....	1.....	E92Z-7D014-A
210.....	71400B.....	Race, G4A Stator To Reverse Drum (1.8mm) (3 Tab) 1986-92.....	1.....	E92Z-7D014-B
210.....	71400C.....	Race, G4A Stator To Reverse Drum (2.0mm) (3 Tab) 1986-92.....	1.....	E92Z-7D014-C
210.....	71400D.....	Race, G4A Stator To Reverse Drum (2.2mm) (3 Tab) 1986-92.....	1.....	E92Z-7D014-D
211.....	71424.....	Bearing W/Race, G4A Stator To Reverse Drum 1986-Up.....	1.....	TBA
212.....	71400-15.....	Shim Kit, G4A Stator To Reverse Drum (.015") (5 Per Kit) (Sonnax).....	1.....	71400-15
213.....	71410.....	Race, G4A Shell To 3-4 Drum Clutch Drum 1986-Up.....	1.....	E92Z-7D423-A
214.....	71412.....	Bearing W/Race, G4A Shell To 3-4 Clutch Drum 1986-Up.....	1.....	E92Z-7F404-A

## 2-PAN, G4A-HL, G4A-EL GF4A-EL

ILL#	Part#		QTY	REF#
231.....	71420.....	Bearing W/Race, G4A Reverse Drum To Hub 1986-Up.....	1.....	E92Z-7D234-A
235.....	71422.....	Brg, G4A Drum W/ Sun Gear To Fwd Cl Hub (Also Fwd Cl Hub To Coast Cl Hub) 86-Up.....	2.....	E92Z-7A623-A
244.....	71419.....	Bearing, G4A Planet To Sun Gear Drum 1986-Up.....	1.....	E92Z-7F241-A
245.....	71418.....	Race, G4A Planet To Sun Gear Drum 1986-Up.....	1.....	E92Z-7F868-A
251.....	71414A.....	Bearing W/Race, G4A 3-4 Drum To Planet 1986-Up.....	1.....	TBA
252.....	71414.....	Race, G4A 3-4 Drum To Planet 1986-Up.....	1.....	TBA
254.....	32976.....	Cone Bearing, G4A Differential (Both Sides) 1.378" ID (23 Rollers).....	2.....	TBA
254.....	K32976A.....	Bearing & Race Kit, G4A Differential (Both Sides) 1.378" ID (23 Rollers).....	2.....	TBA
283.....	71975B.....	Cone Bearing, G4A Idler Gear 1986-Up.....	2.....	E92Z-7F453-A
289.....	K71976B.....	Cone Bearing & Cup Race, G4A Differential (Case Side) (21 Roller) 1986-Up.....	1.....	TBA
292.....	K71976C.....	Bearing/Race Kit, G4A Differential (Both Sides) 1.575" ID (Fits 21 & 22 Rollers).....	1-2.....	TBA

### GASKETS & RUBBER COMPONENTS

300.....	71500.....	Gasket, G4A Bottom Pan (Non Turbo).....	1.....	TBA
300.....	71500A.....	Gasket, G4A Bottom Pan (With Turbo).....	1.....	TBA
301.....	71502.....	Gasket, G4A Side Pan (Non Turbo).....	1.....	TBA
301.....	71502A.....	Gasket, G4A Side Pan (With Turbo).....	1.....	TBA
309.....	71515.....	Gasket, G4A Pump Bolt Washer.....	9.....	E92Z-7N357-A
310.....	71501.....	Gasket, G4A Pump.....	1.....	TBA
320.....	K71511.....	Gasket Set, G4A Valve Body (Mazda 323, 626, MX6, & Probe) (Combo) 1986-92.....	1.....	TBA
320.....	K71511A.....	Gasket Set, G4A Valve Body 1986-89.....	1.....	TBA
320.....	K71511B.....	Gasket Set, G4A Valve Body 1990-92.....	1.....	TBA
379.....	71503.....	O-Ring, G4A Filter.....	1.....	TBA
390.....	K71900-1A.....	External Seal Kit, G4A (With Or W/Out Turbo).....	1.....	TBA

### TECHNICAL MANUALS

400.....	TMG4AEL.....	Technical Manual, G4A (Mazda) G4A-EL.....	1.....	G4A-EL
400.....	TMG4AHL.....	Technical Manual, G4A (Mazda) G4A-HL.....	1.....	G4A-HL
400.....	TMGF4AEL.....	Technical Manual, G4A (G-4EAT / GF4A-EL) (Mazda/Probe).....	1.....	GF4A-EL

### ELECTRICAL COMPONENTS

410.....	71990.....	Switch, G4A Inhibitor Switch, Probe, 1989-90.....	1.....	TBA
410.....	71990A.....	Switch, G4A (MX6 / 626) Inhibitor Switch 1988-92.....	1.....	TBA
410.....	71990B.....	Switch, G4A (323) Inhibitor Switch 1988-89.....	1.....	TBA
410.....	71990F.....	Switch, G4A Inhibitor Switch Probe 90-97, 626 91-08, MX6 91-07.....	1.....	TBA
410.....	71990C.....	Switch, G4A (All) Inhibitor Switch 1993-97.....	1.....	TBA
417.....	71941.....	Switch, G4A Pulse Generator.....	1.....	TBA
418.....	71942.....	Solenoid, G4A Pulse 1993-Up.....	1.....	TBA
420.....	K71954.....	Solenoid Assembly, G4A (With 4 Solenoids) 1986-93.....	1.....	TBA
420.....	K71955.....	Solenoid Assy, G4A (1-2, 2-3, 3-4 Shift, L/Up, EPC, L/Up Control, 3-2 Shift (7-Solenoids).....	1.....	TBA
420.....	K71955.....	Solenoid Assembly, G4A (With 7 Solenoids) 1993-Up.....	1.....	TBA
421.....	71956.....	Solenoid, G4A 1-2 Shift.....	1.....	FU9A-21-1F1D
422.....	71958.....	Solenoid, G4A 2-3 Shift.....	1.....	FU9A-21-1F4D
423.....	71959.....	Solenoid, G4A 3-4 Shift.....	1.....	FU9A-21-1F3D
425.....	71995.....	Solenoid, G4A Lock-Up (With Wire Harness) 1986-93.....	1.....	FU9A-21-1G1C
425.....	71925.....	Solenoid, G4A Lock-Up & EPC 1993-Up.....	2.....	FU9A-21-1G1B
425.....	71957.....	Solenoid, G4A Lock-Up Control 1993-Up.....	1.....	FU9A-21-1F2C
434.....	71960.....	Solenoid, G4A 3-2 Down Shift.....	1.....	FU9A-21-1F5D
436.....	71948.....	Sensor, G4A Vehicle Speed.....	1.....	TBA
437.....	71970.....	Sensor, G4A Temperature (Screw-In).....	1.....	TBA
437.....	71970A.....	Sensor, G4A Temperature (Push-In).....	1.....	TBA
446.....	71986C.....	Wire Harness, G4A / G-4EAT Electronic (Fits 7 Solenoid Valve Body).....	1.....	TBA

### MISCELLANEOUS COMPONENTS

475.....	71008.....	Teflon Sleeve, G4A Slides On Turbine Shaft (Included In Overhaul Kits).....	1.....	TBA
----------	------------	---	--------	-----

### PUMPS & PUMP COMPONENTS

500.....	71912AA.....	Pump, G4A 1986-87.....	1.....	TBA
500.....	71912.....	Pump, G4A (Non-Turbo) 1988-92.....	1.....	TBA
500.....	71912A.....	Pump, G4A (Turbo) 1988-92.....	1.....	TBA
500.....	71812B.....	Pump, G4A (Gear Type) 1993-Up.....	1.....	TBA
507.....	71912-01K.....	Press Regulator Spool Valve Kit, G4A, 1-Spool Valve, 1-Spring, 1-Vane Expander Ring).....	1.....	Sonnax
531.....	71912-03.....	Rotor Block Kit, G4A Blocks Outer Side For More Pressure.....	1.....	TBA
538.....	71912-02.....	Pump Vane Expander Ring, G4A Decreases Internal Leakage (Sonnax).....	1.....	71912-02
NI.....	K74878.....	Pump Discharge Valve Kit, G4A With Springs, For Gear Type Pumps, 7-Solenoid Units.....	1.....	Sonnax
510.....	71916A.....	Pump Body, G4A (Rotor Type) 86-87 (.235" Shoulder) (1.700" Thick To Gskt Surface).....	1.....	TBA
510.....	71916B.....	Pump Body, G4A (Rotor Type) 88-92 (.235" Shoulder) (1.500" Thick To Gskt Surface).....	1.....	TBA
510.....	71916C.....	Pump Body, G4A (Rotor Type) 88-92 (.352" Shoulder) (1.450" Thick To Gskt Surface).....	1.....	TBA

## 2-PAN, G4A-HL, G4A-EL GF4A-EL

ILL#	Part#		QTY	REF#
510.....	71916	Pump Body, G4A (Gear Type) 1993-Up .....	1	TBA
520.....	71911GA	Stator, G4A (Rotor Type) (7 1/4" OD) 1986-92 .....	1	TBA
520.....	71911G	Stator, G4A (Gear Type) (6 1/4" OD) 1993-Up .....	1	TBA
529.....	71812	Conv Reactor, G4A (31 Splines) (With The Reactor Sitting On Splines & The 2 Bolt .....	1	TBA
		Holes Closest Together At 6:00, 2 Holes At 12:00 Are 1 3/8" Center To Center, 1988-Up .....		
529.....	71812AA	Conv Reactor, G4A (31 Splines) (With The Reactor Sitting On Splines & The 2 Bolt .....	1	TBA
		Holes Closest Together At 6:00, 2 Holes At 12:00 Are 1 3/4" Center To Center, 1988-Up .....		
529.....	71812A	Conv Reactor, G4A (35 Splines) (With The Reactor Sitting On Splines & The 2 Bolt .....	1	TBA
		Holes Closest Together At 6:00, 2 Holes At 12:00 Are 1 3/8" Center To Center, 1986-87 .....		
529.....	71812AB	Conv Reactor, G4A (35 Splines) (With The Reactor Sitting On Splines & The 2 Bolt .....	1	TBA
		Holes Closest Together At 6:00, 2 Holes At 12:00 Are 1 3/4" Center To Center, 1988-Up .....		
529.....	71812AC	Conv Reactor, G4A (31 Splines) (With The Reactor Sitting On Splines & The 2 Bolt .....	1	TBA
		Holes Closest Together At 6:00, 2 Holes At 12:00 Are 1 7/8" Center To Center, 1988-Up .....		
<b>DRUMS &amp; CLUTCH HUBS</b>				
550.....	71828A	Drum, G4A 3-4 Clutch (16 Teeth Steels) .....	1	TBA
550.....	71828	Drum, G4A 3-4 Cl (30T Steels) 1.660" Overall Hgt (Neck For Inner Piston Seal 2-1/2" OD) .....	1	TBA
550.....	71828AA	Drum, G4A 3-4 Cl (30T Steels) 1.515" Overall Hgt (Neck For Inner Piston Seal 2-1/16" OD) .....	1	TBA
550.....	71828AB	Drum, G4A 3-4 Cl (30T Steels) 1.655" Overall Hgt (Neck For Inner Piston Seal 2-1/16" OD) .....	1	TBA
828.....	71828-TL	Test Tool, G4A 3-4 Drum Air Check (Sonnax) .....	1	71828-TL
556.....	71733AA	Drum, G4A Reverse (22 Splines) (Uses # 893 & 891 Snap Rings) 1986-87 .....	1	TBA
556.....	71733B	Drum, G4A Reverse (22 Splines) (Uses Only # 892 Snap Ring) 1988-92 .....	1	TBA
556.....	71733A	Drum, G4A Rev (20 Spl) 12 Lug Rev & 32 Lug Fwd Steels (3 Fwd Clutches) 1988-92 .....	1	TBA
556.....	71733C	Drum, G4A Rev (20 Spl) 32 Lug Rev & 32 Lug Fwd Steels (4 Fwd Clutches) 1993-Up .....	1	TBA
556.....	71733	Drum, G4A Reverse (20 Splines) 12 Lug Reverse & 8 Lug Forward Steels 1988-92 .....	1	TBA
		(Has 3 Forward Clutches) (Forward Housing On The Outside Is 2.560" Tall) .....		
556.....	71733D	Drum, G4A Reverse (20 Splines) 12 Lug Reverse & 8 Lug Forward Steels 1988-92 .....	1	TBA
		(Has 4 Forward Clutches) (Forward Housing On The Outside Is 2.640" Tall) .....		
556.....	K71733	Drum Kit, G4A Reverse 1988-92 (Contains: 556E & 854 Repair Plate With Lugs) .....	1	TBA
		(This Is A Fix For When # 854 Plate Wears Into The Drum) .....		
558.....	71834	Drum, G4A Band (2 Clutch) 1 1/2" Wide Band (V-Tooth Friction # 71103 W/ 58T .....	1	TBA
558.....	71834A	Drum, G4A Band (2 Clutch) 1 1/2" Wide Band (Square Teeth Friction # 71103A W/ 58T .....	1	E92Z-7A626-A
558.....	71834AA	Drum, G4A Band (3 Clutch) 1 1/2" Wide Band (Square Teeth Friction # 71103A W/ 58T .....	1	TBA
558.....	71834B	Drum, G4A Band (1 1/2" Wide Band)(Uses Square Teeth Friction # 71103B W/ 32T .....	1	TBA
558.....	71834C	Drum, G4A Band (2 Clutch) 1 3/4" Wide Band (Square Teeth Friction # 71103A W/ 58T .....	1	TBA
558.....	71834E	Drum, G4A Band (3 Clutch) 1 3/4" Wide Band (Square Teeth Friction # 71103A W/ 58T .....	1	F92Z-7A626-A
559.....	71865	Drum, G4A Coast Clutch (16 Lugs On Outside) .....	1	TBA
559.....	71865A	Drum, G4A Coast Clutch (32 Lugs On Outside) .....	1	TBA
560.....	K71863	Piston Kit, G4A 3-4 Clutch (2.070" ID) (With 20 Springs) .....	1	TBA
560.....	K71863A	Piston Kit, G4A 3-4 Clutch (2.550" ID) (With 1 Large Spring) .....	1	TBA
566.....	K71866	Piston Kit, G4A Reverse Clutch (Piston Is .555" Thick) .....	1	TBA
566.....	K71866A	Piston Kit, G4A Reverse Clutch (Piston Is .660" Thick) .....	1	TBA
567.....	K71861	Piston Kit, G4A Low/Reverse Clutch (.611" Thick) .....	1	TBA
567.....	K71861A	Piston Kit, G4A Low/Reverse Clutch (.520" Thick) .....	1	TBA
569.....	K71862	Piston Kit, G4A Coast Clutch .....	1	TBA
574.....	71760	Clutch Hub, G4A Forward Clutch (Less Sprag) (3 Clutch) (.570" Thick) .....	1	TBA
574.....	71760A	Clutch Hub, G4A Forward Clutch (Less Sprag) (4 Clutch) (.708" Thick) .....	1	TBA
577.....	71832	Clutch Hub, G4A Low Cl With Inner Race (39T) (Uses V-Tooth Low Rev Friction .....	1	TBA
577.....	71832A	Clutch Hub, G4A Low Clutch With Inner Race (10 Inner Teeth) .....	1	TBA
577.....	71832AA	Clutch Hub, G4A Low Cl With Inner Race (39T Inner) (Square Tooth Low/Rev Friction) .....	1	TBA
579.....	71842A	Clutch Hub, G4A Coast Clutch (Steel) (Uses Square Teeth Frictions) 1988-Up .....	1	E92Z-7A360-A
579.....	71842	Clutch Hub, G4A Coast Clutch (Cast Iron) (Uses V-Tooth Frictions) 1986-87 .....	1	TBA
<b>PLANETS, RING GEARS, SUN GEARS &amp; SHELLS</b>				
584.....	71731	Planet, G4A (39 Teeth On Flange) .....	1	TBA
584.....	71731A	Planet, G4A (10 Teeth On Flange) .....	1	TBA
594.....	71830	Ring Gear, G4A Planet (10 Lug) .....	1	TBA
594.....	71830A	Ring Gear, G4A Planet (18 Lug) .....	1	TBA
614.....	71836	Sun Gear, G4A (3 5/16" Long) .....	1	TBA
614.....	71836A	Sun Gear, G4A (3 1/16" Long) .....	1	TBA
626.....	71826	Shell, G4A W/ Park Gr (2.580" Overall Hgt) (10 Lugs Where Planet Ring Gear Sits) .....	1	TBA
626.....	71826AA	Shell, G4A W/ Park Gr (2.527" Overall Hgt) (10 Lugs Where Planet Ring Gear Sits) .....	1	TBA
626.....	71826AB	Shell, G4A W/ Park Gr (2.715" Overall Hgt) (Uses 3 Tab Washer On Inside) (Has 10 Lugs .....	1	TBA
		Where The Planet Ring Gear Sits) (From The Planet To Park Lugs Is 1-3/4" .....		
626.....	71826AC	Shell, G4A W/ Park Gr (2.715" Overall Hgt) (Uses 3 Tab Washer On Inside) (Has 10 Lugs .....	1	TBA
		Where The Planet Ring Gear Sits) (From The Planet To Park Lugs Is 1-5/8" .....		
626.....	71826BA	Shell, G4A With Park Gear (2.715" Overall Height) (Takes A Bearing W/Races (1 Piece .....	1	TBA
		Bearing) (Has 10 Lugs Where The Planet Ring Gear Sits) .....		



## 2-PAN, G4A-HL, G4A-EL GF4A-EL

ILL#	Part#		QTY	REF#
626	71826A	Shell, G4A With Park Gear (Has 18 Lugs Where The Planet Ring Gear Sits)	1	TBA
<b>SPRAGS &amp; ONE WAY CLUTCHES</b>				
642	71727A	Sprag Assy, G4A W/ Outer Race (Low/Rev) 7 Outer Lugs (.520" Thk) 18 Roller, 88-Up	1	TBA
642	71727	Sprag Assy, G4A W/ Outer Race (Low/Rev) 7 Outer Lugs (.550" Thk) 18 Roller, 88-Up	1	TBA
642	71727B	Sprag Assy, G4A W/ Outer Race (Low/Rev) 7 Outer Lugs (.520" Thk) 24 Lug, 88-Up	1	TBA
642	71727C	Sprag Assembly, G4A With Outer Race (Low/Reverse) 9 Outer Lugs (The Area Between Outer 9 Lugs Is Raised Almost As High As Lug)	1	TBA
642	71727CA	Sprag Assembly, G4A With Outer Race (Low/Reverse) 9 Outer Lugs (The Area Between Outer 9 Lugs Is Countersunk) 1986-87	1	TBA
658	71724	Sprag, G4A Forward	1	E92Z-7A089-A
<b>SHAFTS &amp; GOVERNORS</b>				
671	71822	Pump Drive Shaft, G4A (14 5/16" Long)	1	TBA
671	71822A	Pump Drive Shaft, G4A (14 3/4" Long)	1	TBA
671	71822B	Pump Drive Shaft, G4A (14 7/16" Long) (With 2 Grooves On Splines)	1	TBA
671	71822C	Pump Drive Shaft, G4A (13 9/16" Long) (No Grooves On Splines)	1	TBA
673	71820D	Turbine Shaft, G4A (13" Long) (20 Converter Splines) 1988-92	1	TBA
673	71820A	Turbine Shaft, G4A (12 15/16" Long) (21 Converter Splines) (No Groove) 1988-92	1	TBA
673	71820	Turbine Shaft, G4A (12 3/4" Long) (21 Converter Splines) 1988-92	1	TBA
673	71820B	Turbine Shaft, G4A (12 3/4" Long) (22 Converter Splines) 1986-Up	1	TBA
673	71820C	Turbine Shaft, G4A (13 3/8" Long) (21 Converter Splines) 1988-92	1	TBA
673	71820A	Turbine Shaft, G4A (13" Long) (25 Converter Splines) 1986-87	1	TBA
673	71820CA	Turbine Shaft, G4A (13 1/16" Long) (21 Converter Splines) (With 2 Grooves) 1993-Up	1	TBA
679	71854	Shaft, G4A Idler Gear	1	TBA
680	71810	Governor, G4A (15 Teeth Gear) 1988-89	1	TBA
686	71440	Cover, G4A Governor 1988-89	1	TBA
687	71621	Clip, G4A Governor Cover 1988-89	1	TBA
<b>DIFFERENTIALS &amp; COMPONENTS</b>				
714	71816A	Idler Gear, G4A With Bearings (39 Teeth) No Groove (1 3/8" Thick)	1	TBA
714	71816AA	Idler Gear, G4A With Bearings (39 Teeth) 3 Groove (1 1/8" Thick)	1	TBA
714	71816B	Idler Gear, G4A With Bearings (41 Teeth) No Groove (1 3/8" Thick)	1	TBA
714	71816BA	Idler Gear, G4A With Bearings (41 Teeth) 1 Groove (1 1/8" Thick)	1	TBA
714	71816BB	Idler Gear, G4A With Bearings (41 Teeth) 4 Groove (1 7/16" Thick)	1	TBA
714	71816BB	Idler Gear, G4A With Bearings (41 Teeth) 2 Groove	1	TBA
714	71816C	Idler Gear, G4A With Bearings (40 Teeth) 5 Groove (4x4)	1	TBA
714	71816	Idler Gear, G4A With Bearings (40 Teeth) 3 Groove	1	TBA
714	71816D	Idler Gear, G4A With Bearings (42 Teeth) 4 Groove (1 3/8" Thick)	1	TBA
715	71852A	Differential, G4A With Ring Gear (74 Teeth) 1.100" OD Axle (26 Splines)	1	TBA
715	71852C	Differential, G4A With Ring Gear (74 Teeth) 2 Groove (1.180" OD Axle) (28 Splines)	1	F0YZ-4026A
715	71852CA	Differential, G4A With Ring Gear (74 Teeth) No Groove (1.180" OD Axle) (28 Splines)	1	TBA
715	71852E	Differential, G4A With Ring Gear (79 Teeth) 4 Groove (1.175" OD Axle) (28 Splines)	1	TBA
715	71852EA	Differential, G4A With Ring Gear (79 Teeth) No Groove (1.185" OD Axle) (28 Splines)	1	TBA
715	71852D	Differential, G4A With 1.300" Ring Gear (72T) 2 Grv (28 Splines) (Ring Gear Bolted On)	1	TBA
715	71852	Differential, G4A With .960" Ring Gear (73T) 3 Grv (24 Splines) (Ring Gear Bolted On)	1	TBA
715	718852F	Differential, G4A With .948" Ring Gear (73T) 3 Grv (23 Splines) (Ring Gear Riveted On)	1	TBA
715	71852B	Differential, G4A With Bolt On Ring Gear (71 Teeth) 1 Groove	1	TBA
715	71852G	Differential, G4A With Ring Gear (70 Teeth) 1 Wide Groove	1	TBA
730	71814B	Pinion, G4A (Output Gear) With Bearings (20 Teeth) No Groove	1	TBA
730	71814AA	Pinion, G4A (Output Gear) With Bearings (20 Teeth) 4 Groove	1	TBA
730	71814C	Pinion, G4A (Output Gear) With Bearings (20 Teeth) 3 Groove	1	TBA
730	71814C	Pinion, G4A (Output Gear) With Bearings (20 Teeth) 2 Groove	1	TBA
730	71814D	Pinion, G4A (Output Gear) With Bearings (19 Teeth) 5 Groove (4x4)	1	TBA
730	71814	Pinion, G4A (Output Gear) With Bearings (19 Teeth) 3 Groove	1	TBA
730	71814E	Pinion, G4A (Output Gear) With Bearings (19 Teeth) 4 Groove	1	TBA
730	71814A	Pinion, G4A (Output Gear) With Bearings (19 Teeth) 38 Splines	1	TBA
735	71818	Cover, G4A Idler Gear (Cast # 50)	1	TBA
735	71818A	Cover, G4A Idler Gear (Cast # 31)	1	TBA
735	71818AA	Cover, G4A Idler Gear (Cast # 32)	1	TBA
735	71818B	Cover, G4A Idler Gear With Valve	1	TBA
735	71818C	Cover, G4A Idler Gear (Cast # 1H or 2H)	1	TBA
735	71818D	Cover, G4A Idler Gear (1 11/16" Overall Thickness)	1	TBA
<b>VALVE BODIES (DACCO VB#)</b>				
740	MF-6325	Valve Body, G4A (4 Solenoids, With Turbo (5 3/8" Manual Valve) 1988-92	1	TBA
740	MF-6326	Valve Body, G4A (4 Solenoids, Non Turbo (5 1/8" Manual Valve) 1988-92	1	TBA
740	MF-6327	Valve Body, G4A (7 Solenoids, (Wired Temp Sensor) 1993-Up	1	TBA

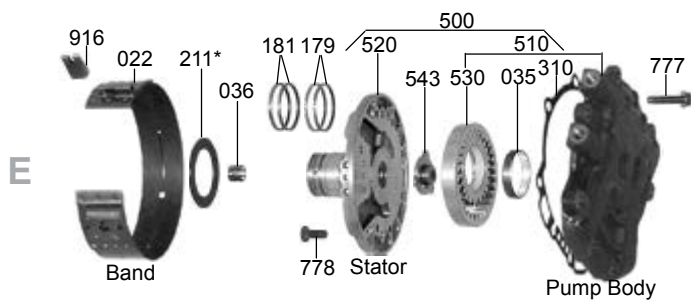

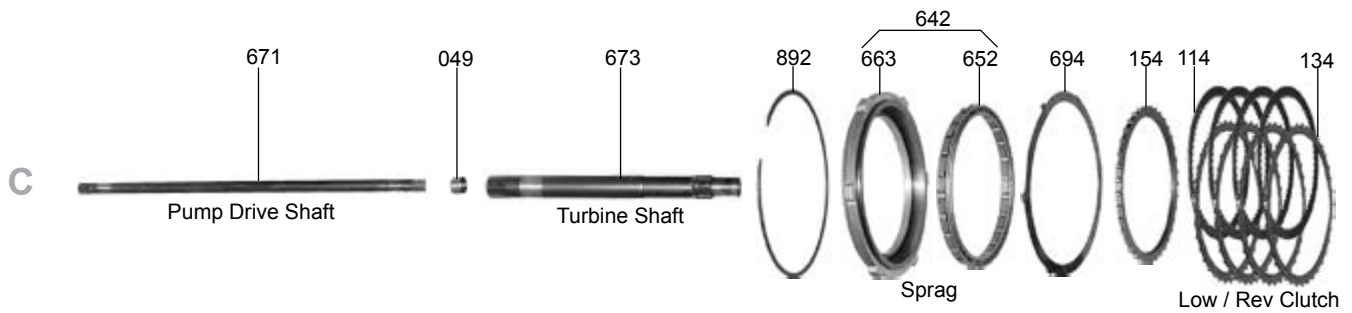
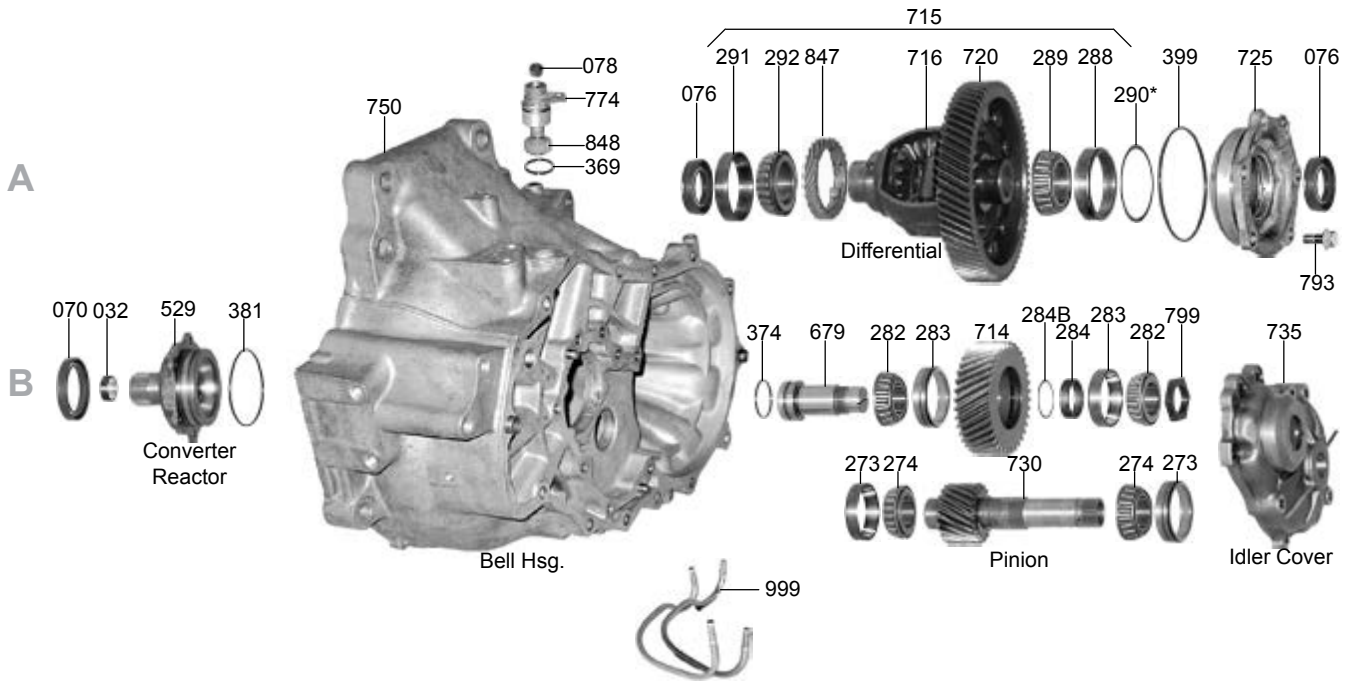
## 2-PAN, G4A-HL, G4A-EL GF4A-EL

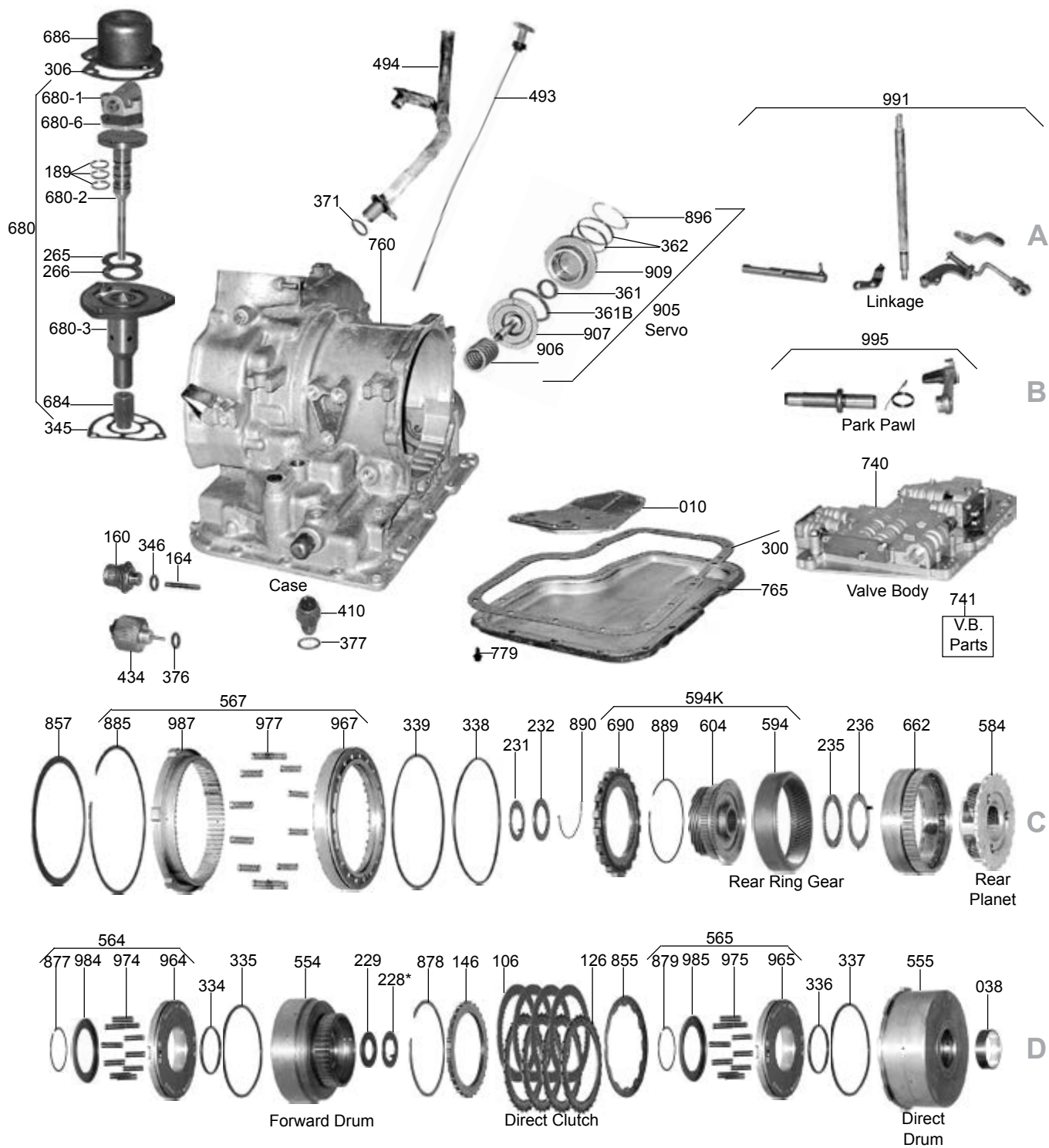
ILL#	Part#		QTY	REF#
740.....	MF-6328.....	Valve Body, G4A (6 Solenoids, (Wired Temp Sensor) 1993-Up .....	1.....	TBA
740.....	MF-6328B.....	Valve Body, G4A (6 Solenoids, (Plug-In Temp Sensor) 1993-Up .....	1.....	TBA
<b>VALVE BODIES</b>				
740.....	71846.....	Valve Body, G4A (2 Solenoids).....	1.....	TBA
740.....	71846A.....	VB, G4A (4 Sol With 4 Wire Case Conn) Non Turbo (5 1/8" Manual Valve).....	1.....	TBA
740.....	71846AA.....	VB, G4A (4 Sol With 4 Wire Case Conn) With Turbo (5 3/8" Manual Valve).....	1.....	TBA
740.....	71846AB.....	VB, G4A (4 Sol W/ 6 Wire Case Conn) Non Turbo (1 Bolt Holds 1-2 Shift Sol On).....	1.....	TBA
740.....	71846AC.....	VB, G4A (4 Sol With 6 Wire Case Conn) With Turbo (5 3/8" Manual Valve).....	1.....	TBA
740.....	71846AD.....	VB, G4A (4 Sol W/ 6 Wire Case Conn) Non Turbo (4 Bolt Holds 1-2 Shift Sol On).....	1.....	TBA
740.....	71846B.....	Valve Body, G4A (1 Solenoid).....	1.....	TBA
740.....	71846C.....	Valve Body, G4A (7 Solenoids) (Uses A Screw In Temperature Sensor).....	1.....	TBA
740.....	71846CA.....	Valve Body, G4A (7 Solenoids) (Uses A Push In Temperature Sensor).....	1.....	TBA
740.....	71846E.....	Valve Body, G4A (5 Solenoids) 1993-Up.....	1.....	TBA
<b>VALVE BODY COMPONENTS</b>				
741.....	71846-01K.....	Boost Valve Kit, G4A Reverse (Valve , Sleeve & End Plug) (For Units With TV Cables).....	1.....	Sonnax
741.....	74846-01K.....	Boost Valve Kit, G4A Reverse (Valve, Sleeve & End Plug) (For Electronic Units).....	1.....	Sonnax
<b>HOUSINGS, CASES &amp; PANS</b>				
750.....	71824A.....	Bell Hsg, G4A (Top Bolts 6 1/4" Centers) (W/ 2 O-ring 2-3 Accum) 14 Bolt, No Governor.....	1.....	TBA
750.....	71824R.....	Bell Hsg, G4A (Top Bolts 6 1/4" Centers) (W/ 4 O-ring 2-3 Accum) 14 Bolt, Gov Type.....	1.....	TBA
750.....	71824F.....	Bell Housing, G4A (Top Bolts 6 1/4" Center To Center) (With 3 O-rings On 2-3 Accum).....	1.....	TBA
750.....	71824.....	Bell Hsg, G4A (Top Bolts 5 1/8" Centers To) (W/ 1.00" OD 2-3 Accum) 16 Bolts To Case.....	1.....	TBA
750.....	71824B.....	Bell Hsg, G4A (Top Bolts 5 1/8" Centers) (W/ 1.170" OD 2-3 Accum) 16 Bolts To Case.....	1.....	TBA
750.....	71824G.....	Bell Hsg, G4A (Top Bolts 5 1/8" Centers) (W/ 3 O-Ring 2-3 Accum) 14 Bolts To Case.....	1.....	TBA
750.....	71824H.....	Bell Hsg, G4A (Top Bolts 5 1/8" Centers) (2-3 Accum In Idler Gr Cover) 14 Bolts To Case.....	1.....	TBA
750.....	71824C.....	Bell Hsg, G4A (Top Bolts 6 1/4" Centers) (W/ 2 O-ring On 2-3 Accum) 15 Bolts To Case.....	1.....	TBA
750.....	71824D.....	Bell Housing, G4A (Top Bolts 6 1/4" Center To Center) 4x4.....	1.....	TBA
750.....	71824J.....	Bell Housing, G4A (Top Bolts 6 1/4" Center To Center) Cast # FU50.....	1.....	TBA
750.....	71824K.....	Bell Hsg, G4A (Top Bolts 2 1/16" Centers) Cast # FU9B (W/ 2 O-Ring 2-3 Accum).....	1.....	TBA
750.....	71824L.....	Bell Housing, G4A (Top Bolts 2 1/16" Center To Center) Cast # FU2B (Starter At 11:00).....	1.....	TBA
750.....	71824M.....	Bell Housing, G4A (Top Bolts 2 1/16" Center To Center) Cast # FU2B (Starter At 2:00).....	1.....	TBA
750.....	71824N.....	Bell Housing, G4A (Top Bolts 4 3/4" Center To Center) Cast # FU80.....	1.....	TBA
750.....	71824Q.....	Bell Housing, G4A (Top Bolts 6 1/2" Center To Center) Cast # FU9A.....	1.....	TBA
760.....	71848.....	Case, G4A (14 Bolts To Bell) 3 Bolt Filter (Governor Type).....	1.....	TBA
760.....	71848A.....	Case, G4A (14 Bolts To Bell) 4 Bolt Filter (Governor Type).....	1.....	TBA
760.....	71848C.....	Case, G4A (14 Bolts To Bell) 3 Bolt Filter (Electronic Type).....	1.....	TBA
760.....	71848D.....	Case, G4A (14 Bolts To Bell) 4 Bolt Filter (Electronic Type).....	1.....	TBA
760.....	71848B.....	Case, G4A (16 Bolts To Bell) 3 Bolt Filter (Cable Operated) With 1.00" OD 2-3 Accum.....	1.....	TBA
		Piston (8" From Bell To Pump) Cast # TL.....		
760.....	71848E.....	Case, G4A (16 Bolts To Bell) 3 Bolt Filter (Cable Operated) With 1.00" OD 2-3 Accum.....	1.....	TBA
		Piston (8" From Bell To Pump) Cast # FU9A.....		
760.....	71848F.....	Case, G4A (16 Bolts To Bell) 3 Bolt Filter (Cable Operated) With 1.70" OD 2-3 Accum.....	1.....	TBA
		Piston (8" From Bell To Pump) Cast # FU9B.....		
760.....	71848G.....	Case, G4A (16 Bolts To Bell) 3 Bolt Filter (Cable Operated) With 1.70" OD 2-3 Accum.....	1.....	TBA
		Piston (8" From Bell To Pump).....		
760.....	71848H.....	Case, G4A (16 Bolts To Bell) 3 Bolt Filter (Cable Operated) With 1.70" OD 2-3 Accum.....	1.....	TBA
		Piston (8 3/8" From Bell To Pump) Cast # FU32.....		
760.....	71848D.....	Case, G4A (4x4).....	1.....	TBA
765.....	71850.....	Pan, G4A Bottom (Non Turbo) (7/8" Deep).....	1.....	TBA
765.....	71850D.....	Pan, G4A Bottom (With Turbo).....	1.....	TBA
765.....	71850C.....	Pan, G4A Bottom (Non Turbo) (1" Deep).....	1.....	TBA
765.....	71850A.....	Pan, G4A Bottom (Non Turbo) (2 1/4" Deep) 1993-Up.....	1.....	TBA
766.....	71844.....	Pan, G4A Side (Valve Body Cover) No Vent.....	1.....	TBA
766.....	71844A.....	Pan, G4A Side (Valve Body Cover) With Vent With Metal Cap.....	1.....	TBA
766.....	71844B.....	Pan, G4A Side (Valve Body Cover) With Vent With Hose.....	1.....	TBA
<b>PISTONS, SPRINGS &amp; MISCELLANEOUS</b>				
774.....	71227.....	Speed-O Housing, G4A (Aluminum Housing, 1 Bolt Cable Type) (20 Teeth Gear).....	1.....	TBA
799.....	71081.....	Nut, G4A Idler Gear.....	1.....	TBA
847.....	71817.....	Gear, G4A Speed-O Drive (28 Teeth) (On Differential).....	1.....	TBA
847.....	71817A.....	Gear, G4A Speed-O Drive (25 Teeth) (On Differential).....	1.....	3787240
848.....	K71227.....	Gear & Housing, G4A Speed-O Driven (20 Teeth).....	1.....	TBA
853.....	71141.....	Cushion, G4A Forward Clutch (5 3/4" OD) No Teeth 1986-92.....	1.....	E92Z-17285-A
854.....	71622.....	Spacer, G4A Reverse Clutch Spring To Snap Ring 1986-92.....	1.....	E92Z-7G400-A
855.....	71623.....	Spring Stop, G4A Reverse Clutch Return Spring.....	1.....	TBA
856.....	71142.....	Cushion, G4A Coast Clutch.....	1.....	TBA

## 2-PAN, G4A-HL, G4A-EL GF4A-EL

ILL#	Part#		QTY	REF#
857	71624	Wave Ring, G4A Between Sprag And # 870 Snap Ring.....	1	TBA
900	K71997	Servo Assembly, G4A (1.567" OD Small End Of Piston).....	1	TBA
900	K71997A	Servo Assembly, G4A (1.875" OD Small End Of Piston).....	1	TBA
900	K71997B	Servo Assembly, G4A (1.925" OD Small End Of Piston).....	1	TBA
900	K71997C	Servo Assembly, G4A (2.315" OD Small End Of Piston Stepped Down To 1.00" OD).....	1	TBA
900	K71997D	Servo Assembly, G4A (2.315" OD Small End Of Piston With No Step).....	1	TBA
900	K71997E	Servo Assembly, G4A (1.410" OD Small End Of Piston).....	1	TBA
901	71625	Spring, G4A Servo (3 Per Pack) (TTK).....	1	TBA
901	71625A	Spring, G4A Servo (3 Per Pack) Corrects 2-3 Flare Up & 1-2 Or 3-4 Slide Or Runaway .....	1	TTK
901	71625B	Spring, G4A Servo (3 Per Pack) Helps Rough 1-2 & 3-4 Upshift (TTK).....	1	TBA
904	71626	Cover, G4A Servo.....	1	TBA
915	71627	Band Strut Set, G4A With Pin.....	1	TBA
930	K71998	Accumulator Assembly, G4A 2-3 (1.00" OD Piston) (2 O-Ring Type).....	1	TBA
930	K71998A	Accumulator Assembly, G4A 2-3 (1.70" OD Piston) (2 O-Ring Type).....	1	TBA
930	K71998B	Accumulator Assembly, G4A 2-3 (3 O-Ring Type).....	1	TBA
960	71863	Piston, G4A 3-4 Clutch .....	1	TBA
966	71866	Piston, G4A Reverse Clutch (.555" Thick) 1993-Up .....	1	E32Z-7D042-A
966	71866A	Piston, G4A Reverse Clutch (.605" Thick) (Uses 20 Coil Springs).....	1	TBA
966	71866B	Piston, G4A Reverse Clutch (.645" Thick) 1988-92.....	1	E92Z-7402A
967	71861	Piston, G4A Low/Reverse Clutch (.605" Thick) (Uses 20 Coil Springs) .....	1	TBA
969	71862	Piston, G4A Coast Clutch .....	1	TBA
970	71763	Retainer W/Spring, G4A 3-4 Clutch.....	1	TBA
976	71766	Spring, G4A Reverse Clutch Return (Beveled) (.030" Thick) 1986-87 .....	1	E92Z-7E085E
976	71766A	Spring, G4A Reverse Clutch Return (Beveled) (.060" Thick) 1988-Up.....	1	E92Z-7E085E
976	71115W	Spring, G4A Rev Diaphragm Waved Clu Return (Replaces Belleville) 1986-92 (Alto).....	1	74705XW
977	71761	Retainer W/Spring, G4A Low/Reverse Clutch.....	1	E92Z-7F299-A
979	71762	Retainer W/Spring, G4A Coast Clutch.....	1	E92Z-7F222-A
991	K71628	Linkage, G4A Internal.....	1	TBA
999	71629	Switch Box With Oil Hoses, G4A.....	1	TBA

**2-PAN, G4A-HL, G4A-EL GF4A-EL****Notes**







## F3A

ILL#	Part#		QTY	REF#
<b>OVERHAUL KITS</b>				
NI.....	K91900.....	Overhaul Kit, F3A, Tracer 1981-90, Festiva 1987-96, GLC/323/626 1981-89.....	1.....	N/A
NI.....	K91900A.....	Overhaul Kit, F3A, COMBO, Mazda, Ford, GM, Isuzu All, Exc. Aspire 1981-96.....	1.....	N/A
NI.....	K91900D.....	Overhaul Kit, F3A, Ford Aspire, 1994-97.....	1.....	N/A
<b>MASTER L/STEEL KITS</b>				
NI.....	DK9100S.....	Master L/Steels Kit, F3A, Tracer 1981-90, Festiva 1987-96, GLC/323/626 1981-89.....	1.....	N/A
NI.....	DK9100AS.....	Master L/Steels Kit, F3A, COMBO, Mazda, Ford, GM, Isuzu, All Exc. Aspire 1981-96.....	1.....	N/A
NI.....	DK9100DS.....	Master L/Steels Kit, F3A, Ford Aspire, 1994-97.....	1.....	N/A
<b>MASTER W/STEELS KITS</b>				
NI.....	DK9100.....	Master W/Steels Kit, F3A, Tracer 1981-90, Festiva 1987-96, GLC/323/626 1981-89.....	1.....	N/A
NI.....	DK9100A.....	Master W/Steels Kit, F3A, COMBO, Mazda, Ford, GM, Isuzu, All Exc. Aspire 1981-96.....	1.....	N/A
NI.....	DK9100D.....	Master W/Steels Kit, F3A, Ford Aspire, 1994-97.....	1.....	N/A
<b>FILTERS</b>				
010.....	91710.....	Filter, F3A (GLC) 1981-87.....	1.....	FT01-19-815
010.....	91710A.....	Filter, F3A Isuzu (Deep Pan W/Out Tube) 1985-86.....	1.....	8-94413320-0
010.....	91710B.....	Filter, F3A (323 1981-89) (Tracer & Festiva 1987-89).....	1.....	FT21-19-8150
010.....	91710C.....	Filter, F3A Isuzu (Deep Pan With Tube) 1987-91 (Storm 1990-94).....	1.....	8-94428489-0
010.....	91710D.....	Filter, F3A (Tracer & Festiva) 1989-93.....	1.....	E9BZ-7A098-A
010.....	91710E.....	Filter, F3A (Aspire) 1995-Up.....	1.....	F4BZ-7A098-A
<b>BANDS</b>				
022.....	66320F.....	Band, F3A (Flex).....	1.....	0338-19-360B
022.....	66320.....	Band, F3A (Hard).....	1.....	TBA
<b>BUSHINGS</b>				
030.....	K91000.....	Bushing Kit, F3A 1981-Up.....	1.....	TBA
032.....	91005.....	Bushing, F3A Converter Hub (1.418" OD).....	1.....	31337-X5000
NI.....	91004.....	Bushing, F3A Housing Cover 23.10mm OD X 15.30 Long 1981-84.....	2.....	31343-X5000
NI.....	91004A.....	Bushing, F3A Housing Cover 23.85mm OD X 13.20 Long 1985-Up.....	1.....	31343-X5100
NI.....	91004B.....	Bushing, F3A Housing Cover 23.85mm OD X 8.30 Long 1985-Up.....	1.....	31375-X5100
035.....	91003.....	Bushing, F3A Inner Pump Gear.....	1.....	TBA
036.....	91002.....	Bushing, F3A Stator To Turbine Shaft.....	1-2.....	31353-X5000
038.....	66003A.....	Bushing, F3A Direct Drum.....	1.....	TBA
046.....	66003A.....	Bushing, F3A Direct Drum.....	1.....	31513-X5000
049.....	91001.....	Bushing, F3A Turbine Shaft.....	2.....	31412-X5000
052.....	91007.....	Bushing, F3A Sun Gear.....	2.....	31462-X5000
NI.....	91006.....	Bushing, F3A Governor Shaft.....	1.....	31883-X5000
<b>METAL CLAD SEALS</b>				
070.....	91151.....	Seal, F3A Front 1981-Up.....	1.....	FT01-19-223
076.....	91152.....	Seal, F3A Both Axles, All Except GM & Isuzu (Can Use 42152).....	2.....	FUO3-27-238A
076.....	91153.....	Seal, F3A Both Axles, GM & Isuzu (Can Use 75152).....	2.....	90129860
078.....	91511.....	Seal, F3A Speed-O Housing.....	1.....	TBA
<b>FRICTIONS</b>				
100.....	66304.....	Friction, F3A Forward & Direct Clutch (.063").....	7-8.....	0338-19-500A
106.....	66304.....	Friction, F3A Forward & Direct Clutch (.063").....	7-8.....	0338-19-500A
114.....	91102.....	Friction, F3A Low/Reverse Clutch (.060").....	4.....	FT01-19-610
119.....	K91F.....	Friction Module, F3A.....	1.....	TBA
<b>STEELS</b>				
126.....	91100.....	Steel, F3A Forward & Direct Clutch (.063").....	7.....	FT01-19-499
134.....	91104.....	Steel, F3A Low/Reverse Clutch (.059").....	5.....	FT01-19-609
<b>PRESSURE PLATES</b>				
140.....	66307.....	Press Plate, F3A Forward & Direct Clu (Specify Thickness .190" To .295").....	1.....	TBA
146.....	66307.....	Pressure Plate, F3A Forward & Direct Clutch (Specify Thickness .190" To .295").....	1.....	TBA
154.....	66309.....	Pressure Plate, F3A Low/Reverse Clutch (Specify Thickness .307" To .346").....	1.....	FT01-19-618B
<b>MODULATORS</b>				
160.....	66830X.....	Modulator, F3A (Adjustable).....	1.....	31938-X3100
160.....	66830B.....	Modulator, F3A (Aspire).....	1.....	TBA
<b>SEALING RINGS</b>				
175.....	K91901.....	Ring Kit, F3A 1981-Up.....	1.....	TBA

ILL#	Part#		QTY	REF#
179.....	66227	Ring, F3A Stator (Direct clutch) Metal .....	2.....	0338-19-256
181.....	66228	Ring, F3A Stator (Forward Clutch) Metal.....	2.....	0338-19-257
189.....	91229	Ring, F3A Governor (Metal).....	3.....	FT01-19-6551
189.....	91229T	Ring, F3A Governor (Teflon).....	3.....	TBA
<b>WASHERS &amp; BEARINGS</b>				
NI.....	K66707	Washer Kit, F3A, Pump To Drum Only (5-Plastic).....	1.....	TBA
211.....	66707	Washer, F3A Stator To Direct Drum (1.50mm).....	1.....	0338-19-646
211.....	66707A	Washer, F3A Stator To Direct Drum (1.70mm).....	1.....	0338-19-647
211.....	66707B	Washer, F3A Stator To Direct Drum (1.90mm).....	1.....	0338-19-641
211.....	66707C	Washer, F3A Stator To Direct Drum (2.10mm).....	1.....	0338-19-642
211.....	66707D	Washer, F3A Stator To Direct Drum (2.30mm).....	1.....	0338-19-643
211.....	66707E	Washer, F3A Stator To Direct Drum (2.50mm).....	1.....	0338-19-644
211.....	66707F	Washer, F3A Stator To Direct Drum (2.70mm).....	1.....	0338-19-645
228.....	91719	Race, F3A Stator To Forward Drum (3 Tab) (1.2mm).....	1.....	FT01-19-621
228.....	91719A	Race, F3A Stator To Forward Drum (3 Tab) (1.4mm).....	1.....	FT01-19-632
228.....	91719B	Race, F3A Stator To Forward Drum (3 Tab) (1.6mm).....	1.....	FT01-19-633
228.....	91719C	Race, F3A Stator To Forward Drum (3 Tab) (1.8mm).....	1.....	FT01-19-634
228.....	91719D	Race, F3A Stator To Forward Drum (3 Tab) (2.0mm).....	1.....	FT01-19-635
228.....	91719E	Race, F3A Stator To Forward Drum (3 Tab) (2.2mm).....	1.....	FT01-19-636
229.....	66708	Bearing W/Race, F3A Stator To Forward Drum (1.373" OD).....	1.....	TBA
229.....	66708	Bearing W/Race, F3A Stator To Forward Drum (1.647" OD).....	1.....	TBA
231.....	91721	Race, F3A Hub To Forward Drum (3 Tabs).....	2.....	TBA
232.....	66708	Bearing W/Race, F3A Forward Hub To Drum (Early).....	2.....	TBA
232.....	66708A	Bearing W/Race, F3A Forward Hub To Drum (Late) 1 Piece.....	2.....	TBA
235.....	66711	Bearing W/Race, F3A Bowl To Rear Planet.....	3.....	TBA
236.....	91713B	Race, F3A Front Planet To Hub.....	2.....	TBA
238.....	91705	Bearing W/Race, F3A Front Planet.....	1.....	TBA
243.....	91701	Race, F3A Shell To Bearing.....	1.....	TBA
273.....	91718	Cup Race, F3A Pinion & Idler.....	4.....	TBA
274.....	66708	Bearing, F3A Pinion.....	2.....	TBA
282.....	91718	Bearing, F3A Idler Gear.....	2.....	94140699
<b>GASKETS &amp; RUBBER COMPONENTS</b>				
300.....	91500	Gasket, F3A Bottom Pan.....	1.....	TBA
310.....	91522	Gasket, F3A Pump Body To Case.....	1.....	FT01-19-221A
<b>TECHNICAL MANUALS</b>				
400.....	TMF3A	Technical Manual, F3A.....	1.....	83-KF100TM
<b>ELECTRICAL COMPONENTS</b>				
410.....	91991	Switch, F3A Neutral Safety.....	1.....	TBA
414.....	91991A	Switch, F3A Inhibitor Switch.....	1.....	TBA
434.....	91835	Solenoid, F3A Kickdown.....	1.....	TBA
<b>HARD PARTS</b>				
500.....	91912	Pump, F3A Complete (Uses A 2 Tab Washer On Stator).....	1.....	TBA
500.....	91912A	Pump, F3A Complete (Uses A 3 Tab Washer On Stator).....	1.....	TBA
510.....	91916	Pump Body W/Gears, F3A.....	1.....	TBA
520.....	91425	Stator, F3A (2 Tab Washer Type).....	1.....	TBA
520.....	91425A	Stator, F3A (3 Tab Washer Type).....	1.....	TBA
529.....	91450A	Converter Reactor, F3A (2 Bushing) (2.325" Tall).....	1.....	TBA
529.....	91450AA	Converter Reactor, F3A (2 Bushing) (2.900" Tall) .926" ID At Converter Splines.....	1.....	TBA
529.....	91450	Converter Reactor, F3A (1 Bushing) (2.920" Tall) .850" ID At Converter Splines.....	1.....	TBA
529.....	91450B	Converter Reactor, F3A (1 Bushing) (2.920" Tall) .820" ID At Converter Splines.....	1.....	TBA
530.....	K91201	Pump Gears, F3A.....	1.....	TBA
543.....	91621	Flange, F3A Pump Drive.....	1.....	TBA
554.....	91716	Drum, F3A Forward (W/ 3 Holes For # 231) (Uses 1.373" OD Brg # 229) 2-1/2" Tall.....	1.....	FT01-19-511
554.....	91716A	Drum, F3A Forward (W/ 3 Holes For # 231) (Uses 1.373" OD Brg # 229) 2-5/8" Tall.....	1.....	TBA
554.....	91716AA	Drum, F3A Forward (W/ 1 Pc Brg # 232) (Uses 1.373" OD Brg # 229) 2-5/8" Tall.....	1.....	TBA
554.....	91716AB	Drum, F3A Forward (W/ 1 Pc Brg # 232) (Uses 1.647" OD Brg # 229) 2-5/8" Tall.....	1.....	TBA
554.....	91716AC	Drum, F3A Forward (W/ 3 Holes For # 231) (Uses 1.647" OD Brg # 229) 2-5/8" Tall.....	1.....	TBA
554.....	91716AD	Drum, F3A Forward (W/ 1 Pc Brg #232) (Uses 1.647" OD Brg # 229) 2-1/2" Tall.....	1.....	TBA
554.....	91716AE	Drum, F3A Forward (W/ 3 Holes For # 231) (Uses 1.647" OD Brg # 229) 2-1/2" Tall.....	1.....	TBA
555.....	91733	Drum, F3A Direct Clutch.....	1.....	TBA
564.....	K91762	Piston Kit, F3A Forward Drum.....	1.....	TBA
565.....	K91763	Piston Kit, F3A Direct Drum.....	1.....	TBA
567.....	K91764	Piston Kit, F3A Low & Reverse Clutch.....	1.....	TBA

## F3A

ILL#	Part#		QTY	REF#
574	91741	Hub, F3A Forward Clutch (Front Planet Ring Gear Hub)	1	TBA
582	91747A	Planet, F3A Front (3 Gear) (1 Groove)	1	TBA
582	91747	Planet, F3A Front (3 Gear) (No Groove)	1	FT01-19-540
582	91747B	Planet, F3A Front (4 Gear) (1 Groove)	1	TBA
584	91731A	Planet, F3A Rear (1 Groove)	1	TBA
584	91731	Planet, F3A Rear (No Groove)	1	TBA
592	91785	Ring Gear, F3A Front Planet (1 Groove)	1	TBA
592	91785A	Ring Gear, F3A Front Planet (No Groove)	1	FT01-19-533
594K	K91732A	Ring Gear W/Hub, F3A Rear With Park Gear (1 Groove)	1	TBA
594K	K91732	Ring Gear W/Hub, F3A Rear With Park Gear (No Groove)	1	TBA
612	91748A	Sun Gear, F3A (1 Groove) 2 1/16" Long	1	TBA
612	91748	Sun Gear, F3A (No Groove) 2 1/16" Long	1	TBA
619	91622	Spacer, F3A Sungear (Fits A 1 Groove Sungear)	1	TBA
619	91622A	Spacer, F3A Sungear (Fits A No Groove Sungear)	1	TBA
622	91749A	Shell, F3A Connecting (Fits A 1 Groove Sungear)	1	TBA
622	91749	Shell, F3A Connecting (Fits A No Groove Sungear)	1	FT01-19-565

### SPRAGS & ONE WAY CLUTCHES

642	91724	Sprag Assembly, F3A (16 Segments) With Outer Race	1	TBA
642	91724A	Sprag Assembly, F3A (24 Segments) With Outer Race	1	TBA
662	91729	Inner Race, F3A Sprag	1	TBA

### HARD PARTS

671	91878	Pump Shaft, F3A (14 3/16" Long)	1	TBA
671	91879	Pump Shaft, F3A (13 1/2" Long)	1	TBA
673	91880	Turbine Shaft, F3A (1 Bushing) 11" Long (With No Snap Ring Groove)	1	TBA
673	91880A	Turbine Shaft, F3A (1 Bushing) 11" Long (With 1 Snap Ring Groove)	1	TBA
673	91880B	Turbine Shaft, F3A (1 Bushing) 10 1/2" Long (With Snap Ring Groove)	1	TBA
673	91881	Turbine Shaft, F3A (2 Bushing Type) 11" Long	1	TBA
673	91881A	Turbine Shaft, F3A (2 Bushing Type) 11 1/8" Long	1	TBA
679	91616S	Shaft, F3A Idler Gear	1	TBA
680	91410	Governor Assembly, F3A (15 Teeth) Cast Iron Shank	1	TBA
680	91410A	Governor Assembly, F3A (15 Teeth) Aluminum Shank	1	TBA
686	91440	Cover, F3A Governor	1	TBA
714	91616	Idler Gear W/Shaft, F3A (34 Teeth) 1.165" Wide (4.075" OD)	1	TBA
714	91616A	Idler Gear W/Shaft, F3A (37 Teeth) .905" Wide (3.960" OD)	1	TBA
714	91616C	Idler Gear W/Shaft, F3A (37 Teeth) 1.065" Wide (3.960" OD)	1	TBA
714	91616B	Idler Gear W/Shaft, F3A (37 Teeth) 1.263" Wide (3.960" OD)	1	TBA
714	91616D	Idler Gear W/Shaft, F3A (35 Teeth) 1.065" Wide (3.707" OD) (No Groove)	1	TBA
714	91616E	Idler Gear W/Shaft, F3A (35 Teeth) 1.065" Wide (3.707" OD) (3 Groove)	1	TBA
715	91455	Differential Assembly, F3A (67 Teeth) 1 1/8" Wide Gear	1	TBA
715	91455A	Differential Assembly, F3A (69 Teeth) .870" Wide Gear	1	TBA
715	91455B	Differential Assembly, F3A (65 Teeth) 1" Wide Gear	1	TBA
715	91455C	Differential Assembly, F3A (69 Teeth) 1 1/8" Wide Gear	1	TBA
715	91455D	Differential Assembly, F3A (69 Teeth) .960" Wide Gear (1 Groove)	1	TBA
715	91455E	Differential Assembly, F3A (69 Teeth) .960" Wide Gear (No Groove)	1	TBA
715	91455F	Differential Assembly, F3A (71 Teeth) (4 Groove)	1	TBA
725	91641	Retainer, F3A Differential	1	TBA
730	91615A	Pinion, F3A (Output Gear) 19 Teeth (1.240" Wide Gear) 2.455" OD	1	TBA
730	91615C	Pinion, F3A (Output Gear) 19 Teeth (1.163" Wide Gear) 2.165" OD	1	TBA
730	91615	Pinion, F3A (Output Gear) 19 Teeth (.980" Wide Gear) 2.170" OD	1	TBA
730	91615B	Pinion, F3A (Output Gear) 20 Teeth (1.365" Wide Gear) 2.215" OD	1	TBA
730	91615D	Pinion, F3A (Output Gear) 19 Teeth (1.080" Wide Gear) 2.200" OD	1	TBA
730	91615E	Pinion, F3A (Output Gear) 20 Teeth (1.135" Wide Gear) 2.445" OD	1	TBA
730	91615F	Pinion, F3A (Output Gear) 22 Teeth (1.250" Wide Gear) 2.460" OD (3 Groove)	1	TBA
735	91612	Idler Cover, F3A (Aluminum)	1	TBA
735	91612A	Idler Cover, F3A (Cast Iron) (Uses A No Tab Washer)	1	TBA
735	91612B	Idler Cover, F3A (Cast Iron) (Uses A 3 Tab Washer)	1	TBA

### VALVE BODIES

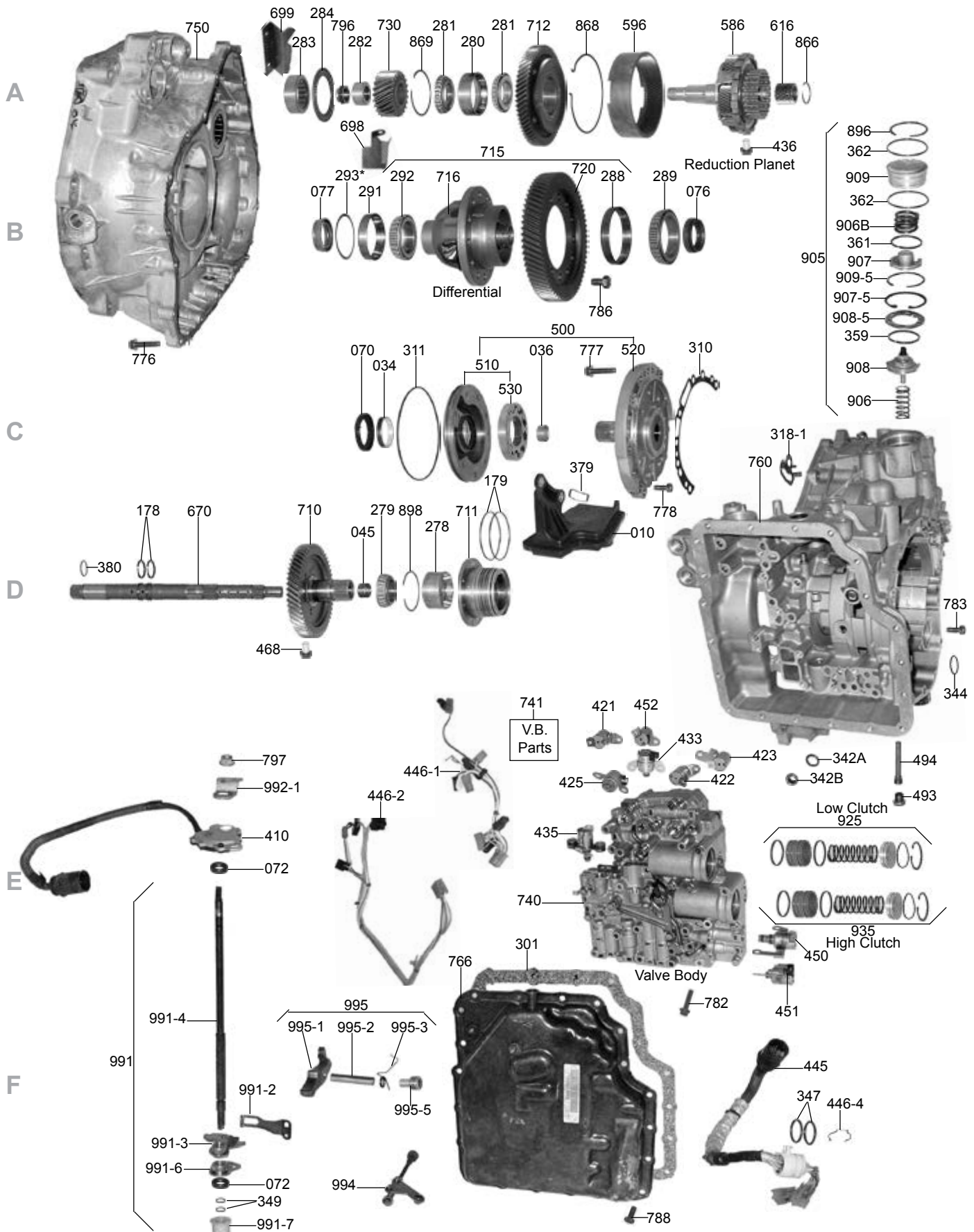
740	91940	Valve Body, F3A (Non Lock-Up)	1	TBA
740	91940A	Valve Body, F3A (Lock-Up)	1	TBA

### HARD PARTS

750	91920	Bell Housing, F3A (Top Bolts 3 5/8") 13 Bolts To Case	1	TBA
750	91920A	Bell Housing, F3A (Top Bolts 5 1/8") 13 Bolts To Case	1	TBA
750	91920B	Bell Housing, F3A (Top Bolts 6 1/4") 14 Bolts To Case	1	TBA
750	91920C	Bell Housing, F3A (Top Bolts 6 1/4") 13 Bolts To Case	1	TBA

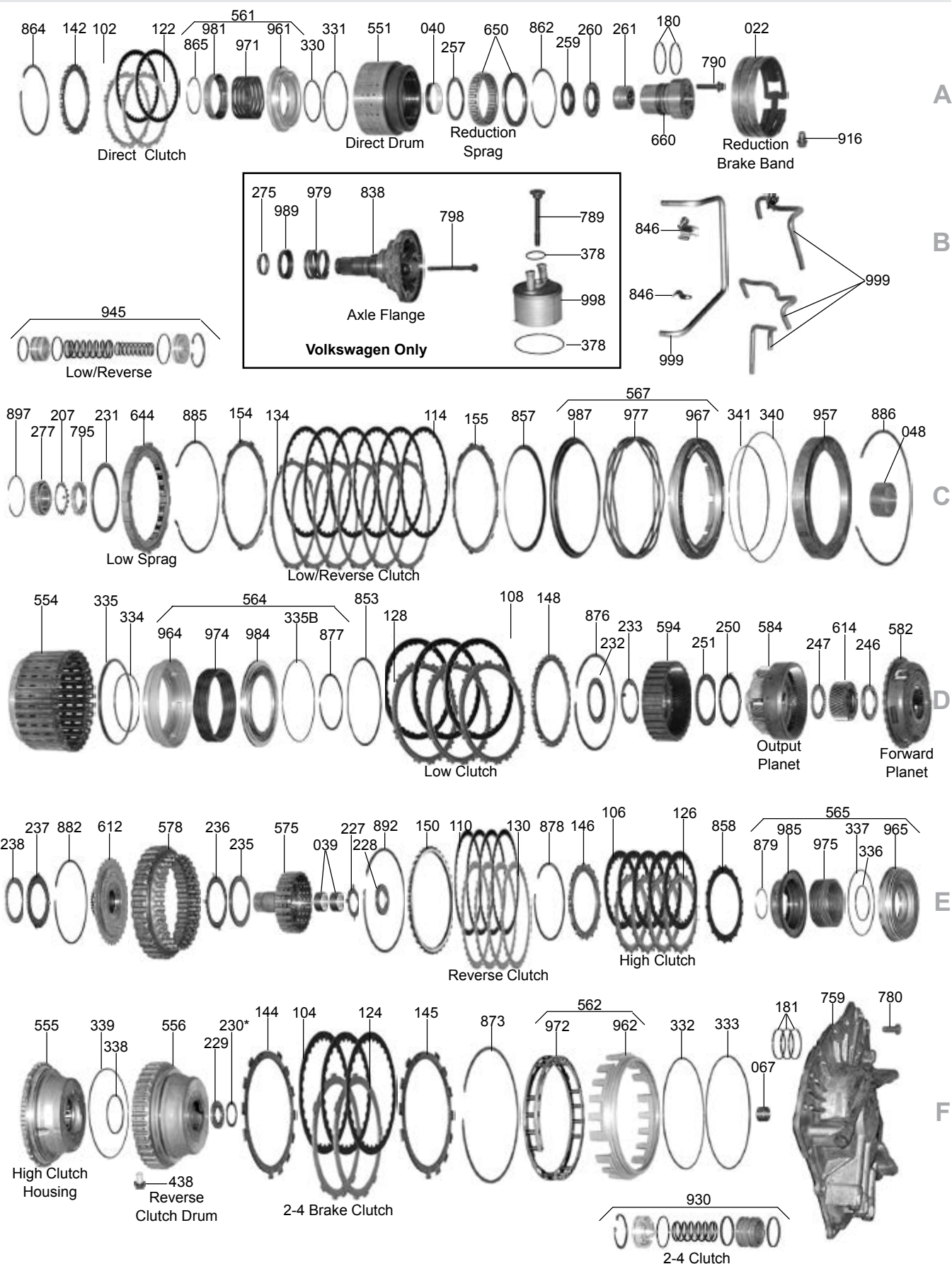
ILL#	Part#		QTY	REF#
750.....	91920D.....	Bell Housing, F3A (Top Bolts 5") 15 Bolts To Case .....	1.....	TBA
750.....	91920E.....	Bell Housing, F3A (Top Bolts 2") GLC .....	1.....	TBA
750.....	91920F.....	Bell Housing, F3A (Top Bolts 5 1/2") 323 & Tracer .....	1.....	TBA
750.....	91920G.....	Bell Housing, F3A (Top Bolts 4 1/2") 626.....	1.....	TBA
750.....	91920H.....	Bell Housing, F3A (Round Bell) 2 Studs For Mount (Storm) .....	1.....	TBA
750.....	91920J.....	Bell Housing, F3A (Round Bell) 1 Studs For Mount (Spectrum).....	1.....	TBA
750.....	91920K.....	Bell Housing, F3A (Top Bolts Are Offset) Festiva (No Differential Bearing Retainer) .....	1.....	TBA
760.....	91926.....	Case, F3A (13 Bolts To Bell) With 2 Threaded Cable Bracket Holes On Top.....	1.....	TBA
760.....	91926A.....	Case, F3A (13 Bolts To Bell) No Threaded Cable Bracket Holes .....	1.....	TBA
760.....	91926B.....	Case, F3A (15 Bolts To Bell) No Threaded Cable Bracket Holes .....	1.....	TBA
760.....	91926BA.....	Case, F3A (15 Bolts To Case) With 2 Threaded Cable Bracket Holes On Top .....	1.....	TBA
765.....	91801AA.....	Pan, F3A Bottom (.850" Deep At Deep End).....	1.....	TBA
765.....	91801AB.....	Pan, F3A Bottom (1.380" Deep At Deep End) .....	1.....	TBA
765.....	91801AC.....	Pan, F3A Bottom (1.610" Deep At Deep End) .....	1.....	TBA
765.....	91801AD.....	Pan, F3A Bottom (2.500" Deep At Deep End) .....	1.....	TBA
765.....	91801AE.....	Pan, F3A Bottom (2.330" Deep At Deep End) .....	1.....	TBA
799.....	91081.....	Nut, F3A Idler Shaft .....	1.....	TBA
848.....	91227.....	Gear, F3A Driven Speed-O With Housing .....	1.....	TBA
855.....	91141.....	Cushion, F3A Forward Clutch.....	1.....	TBA
857.....	91142.....	Cushion, F3A Low/Reverse Clutch.....	1.....	TBA
905.....	K91998.....	Servo Assembly, F3A.....	1.....	TBA
906.....	91623.....	Spring, F3A Servo .....	1.....	TBA
907.....	91998.....	Piston, F3A Servo .....	1.....	TBA
909.....	91624.....	Cover, F3A Servo .....	1.....	TBA
916.....	91625.....	Strut, F3A Band .....	1.....	TBA
964.....	91762.....	Piston, F3A Forward Clutch.....	1.....	TBA
965.....	91763.....	Piston, F3A Direct Clutch.....	1.....	TBA
967.....	91764.....	Piston, F3A Low/Reverse Clutch .....	1.....	TBA
974.....	91872.....	Spring, F3A Forward Clutch Return.....	1.....	TBA
975.....	91873.....	Spring, F3A Direct Clutch Return .....	1.....	TBA
977.....	91874.....	Spring, F3A Low/Reverse Clutch Return.....	1.....	TBA
984.....	91862.....	Retainer, F3A Forward Clutch Spring .....	1.....	TBA
985.....	91863.....	Retainer, F3A Direct Clutch Spring.....	1.....	TBA
987.....	91742.....	Hub, F3A Low/Reverse Clutch .....	1.....	TBA
991.....	K91626.....	Linkage Assembly, F3A (Internal).....	1.....	TBA
999.....	K91627.....	Lube Tube Set, F3A (2 Tubes).....	1.....	TBA

## JF506E (RE5F01A, 5F31J, JA5A-EL, 09A)





## JF506E (RE5F01A, 5F31J, JA5A-EL, 09A)





## JF506E (RE5F01A, 5F31J, JA5A-EL, 09A)

ILL#	Part#		QTY	REF#
<b>OVERHAUL KITS</b>				
NI.....	K122900.....	Overhaul Kit, JF506E (All) (W/Pistons) 2002-Up.....	1.....	N/A
<b>MASTER L/STEEL KITS</b>				
NI.....	DK12200S.....	Master L/Steels Kit, JF506E (All) (W/Pistons) 2002-Up.....	1.....	N/A
<b>MASTER W/STEELS KITS</b>				
NI.....	DK12200.....	Master W/Steels Kit, JF506E (All) (W/Pistons) 2002-Up.....	1.....	N/A
<b>FILTERS</b>				
010.....	122710.....	Filter, JF506E (Freelander, Mazda, Jaguar, Ford) (With Round Pick-Up) 2002-Up.....	1.....	TBA
010.....	122711.....	Filter, JF506E (VW Except VW Sharan) (.0650" Rectangle Pick-Up) 2002-Up.....	1.....	TBA
010.....	122712.....	Filter, JF506E (Land Rover VW Sharan) (1.300" Square Pick-Up) 2002-Up.....	1.....	TBA
<b>BANDS</b>				
022.....	122700.....	Band, JF506E (All) Reduction Brake (1.460" Wide) 2002-Up.....	1.....	FP01-19-360
<b>BUSHINGS</b>				
030.....	K122901.....	Bushing Kit, JF506E (All) 2002-Up.....	1.....	TBA
034.....	99005.....	Bushing, JF506E (All) Pump Body (1.760" OD)(1.645" ID) 2002-Up.....	1.....	TBA
036.....	122002.....	Bushing, JF506E (All) Stator (1.040" OD)(.925" ID) 2002-Up.....	1.....	TBA
039.....	122013.....	Bushing, JF506E (All) High Clutch Hub (.432" Tall) .885" OD (.790" ID) 2002-Up.....	2.....	TBA
040.....	122008.....	Bushing, JF506E (All) Direct Drum (.610" Wide) 1.990" OD (1.855" ID) 2002-Up.....	1.....	TBA
045.....	122021.....	Bushing, (All) Drive Transfer Gear (Rear) .985" OD (.865" ID) (Bronze) 2002-Up.....	1.....	TBA
048.....	122006.....	Bushing, (All) Low Clu Drum (3.135" OD) 3.070" ID (12 Holes) (Babbitt) 2002-Up.....	1.....	TBA
067.....	122024.....	Bushing, JF506E (All) Rear Cover (.745" OD, .625" ID) 2002-Up.....	1.....	TBA
<b>METAL CLAD SEALS</b>				
070.....	64151.....	Seal, JF506E (All) Front (2.335" OD) 2000-Up.....	1.....	63375
072.....	122155A.....	Seal, (All) Shift Lever, All Except Freelander (.975" OD, .560" ID) 2000-Up.....	1.....	62300
072.....	78197.....	Seal, JF506E (All) Shift Lever (Freelander) 2002-Up.....	1-2.....	48204
076.....	122152A.....	Seal, JF506E (Mazda) Axle (Both Sides) (2.207" OD, 1.550" ID) 2001-Up.....	2.....	58238
076.....	122152B.....	Seal, (Except Rover, Mazda) Axle (Both Sides) (2.830" OD, 2.270" ID) 2000-Up.....	2.....	58240
076.....	122152C.....	Seal, JF506E (Rover Except Freelander) Axle (Both Sides) 2000-Up.....	2.....	58075
076.....	122152D.....	Seal, JF506E (Freelander) Axle (Both Sides) 2000-Up.....	2.....	58033
076.....	122152B.....	Seal, JF506E, Jaguar (2wd) Axle (Case Side) (With Flange) 2000-Up.....	1.....	58240
077.....	122152B.....	Seal, JF506E, Jaguar (2wd) Axle (Bell Housing Side) 2000-Up.....	1.....	58240
NI.....	122160A.....	Seal, JF506E, Output (AWD) Jaguar 2000-Up.....	1.....	58360
NI.....	122160B.....	Seal, Transfer Case, JF506E, Rear Output 2000-Up.....	1.....	58875
NI.....	122160C.....	Seal, Transfer Case, JF506E, Side Output 2000-Up.....	1.....	58506
<b>FRICTIONS</b>				
102.....	122101.....	Friction, JF506E (All) Direct Clutch (.069") 24 Teeth (4" OD) 2002-Up.....	3-4.....	TBA
104.....	122104.....	Friction, JF506E (All) 2-4 Brake Clutch (.063") 32 Teeth (7 1/2" OD) 2002-Up.....	3.....	TBA
106.....	63100A.....	Friction, JF506E (All) High Clutch (.063") 24 Teeth (4.400" OD) 2002-Up.....	5.....	TBA
108.....	69102A.....	Friction, JF506E (All) Low Clutch (.070") 30 Teeth (5 7/16" OD) 2002-Up.....	6-7.....	TBA
110.....	122105.....	Friction, JF506E (All) Reverse Clutch (.063") 32 Teeth (6 1/8" OD) 2002-Up.....	2.....	TBA
114.....	63102.....	Friction, JF506E (All) Low/Reverse Clutch (.071") 32 Teeth (6.500" OD) 2002-Up.....	5-6.....	TBA
119.....	RK122F.....	Friction Module, JF506E (All) 2002-Up.....	1.....	TBA
<b>STEELS</b>				
122.....	122111.....	Steel, JF506E (All) Direct Clutch (.079") 24 Teeth (3 3/8" ID) 2002-Up.....	4-5.....	TBA
124.....	122114.....	Steel, JF506E (All) 2-4 Brake Clutch (.118") 7 Teeth (6 5/8" OD) 2002-Up.....	2.....	TBA
126.....	122116.....	Steel, JF506E (All) High Clutch (.095") 18 Teeth (3.608" ID) 2002-Up.....	4.....	TBA
126.....	122117.....	Steel, JF506E (All) High Clutch (.062") 18 Teeth (3.608" ID) 2002-Up.....	4.....	TBA
128.....	122113.....	Steel, JF506E (All) Low Clutch (.055") 32 Teeth (4.845" ID) 2002-Up.....	6-7.....	TBA
130.....	122115.....	Steel, JF506E (All) Reverse Clutch (.079") 36 Teeth (5 5/8" OD) 2002-Up.....	2.....	TBA
134.....	122112.....	Steel, JF506E (All) Low/Reverse Clutch (.055") 10 Teeth (5.910" ID) 2002-Up.....	5-6.....	TBA
139.....	K122S.....	Steel Module, JF506E (All) 2002-Up.....	1.....	TBA
<b>PRESSURE PLATES</b>				
142.....	122718A.....	Press Plate, JF506E (Freelander/VW) Dir Cl (Top) .163" (24T) 3.385" ID, 2002-Up.....	1.....	TBA
142.....	122718AA.....	Pressure Plate, (Mazda) Direct Clutch (Top) .171" (24 Teeth) (3.385" ID) 2002-Up.....	1.....	TBA
142.....	122718AB.....	Pressure Plate, (Jaguar) Direct Clutch (Top) .178" (24 Teeth) (3.385" ID) 2002-Up.....	1.....	TBA
144.....	122721AA.....	Press Plate, JF506E (All) 2-4 Brake Clutch #144 2002-Up.....	1.....	TBA
145.....	122721A.....	Apply Plate, JF506E (Freelander/VW) 2-4 Brake Cl (.140") 7T (6 5/8" ID) 2002-Up.....	1.....	TBA
145.....	122721AA.....	Apply Plate, JF506E (Freelander/VW) 2-4 Brake Clutch (.163") 7 Teeth (6 5/8" ID).....	1.....	TBA
145.....	122721AB.....	Apply Plate, (Mazda/Jaguar) 2-4 Brake Clutch (.298") 7 Teeth (6 5/8" ID) 2002-Up.....	1.....	TBA

## JF506E (RE5F01A, 5F31J, JA5A-EL, 09A)

ILL#	Part#		QTY	REF#
145.....	122721AC	Apply Plate, (Mazda/Jaguar) 2-4 Brake Clutch (.308") 7 Teeth (6 5/8" ID) 2002-Up	1	TBA
146.....	122715A	Pressure Plate, JF506E (All) High Clutch (.118") 18 Teeth (3.610" ID) 2002-Up	1	TBA
146.....	122715AA	Pressure Plate, JF506E (All) High Clutch (.126") 18 Teeth (3.610" ID) 2002-Up	1	TBA
146.....	122715AB	Pressure Plate, JF506E (All) High Clutch (.134") 18 Teeth (3.610" ID) 2002-Up	1	TBA
146.....	122715AC	Pressure Plate, JF506E (All) High Clutch (.142") 18 Teeth (3.610" ID) 2002-Up	1	TBA
148.....	122720A	Press Plate, JF506E (Freelander/VW/Mazda) Low Cl (.170") 32T, 4.845" ID, 02-Up	1	TBA
148.....	122135AA	Pressure Plate, JF506E (Jaguar) Low Clutch (.160") 32 Teeth (4.845" ID) 2002-Up	1	TBA
150.....	122135	Pressure Plate, JF506E (All) Reverse Clutch (.141") 36 Teeth (5.615" ID) 2002-Up	1	TBA
150.....	122135A	Pressure Plate, JF506E (All) Reverse Clutch (.150") 36 Teeth (5.615" ID) 2002-Up	1	TBA
150.....	122135B	Pressure Plate, JF506E (All) Reverse Clutch (.157") 36 Teeth (5.615" ID) 2002-Up	1	TBA
150.....	122135C	Pressure Plate, JF506E (All) Reverse Clutch (.165") 36 Teeth (5.615" ID) 2002-Up	1	TBA
154.....	122720AA	Press Plate, (Freelander/Jaguar/VW) Low/Rev Cl (Top) 10T, .148" Thk, Stepped, 02-	1	TBA
154.....	122720AB	Press Plate, (Mazda) Low/Rev Cl (Top) 10 Teeth (.250" Thk) Stepped, 2002-Up	1	TBA
155.....	122720AC	Apply Plate, (Freeland/Jag/Maz) Low/Rev Cl (.092" Thk) 10T, 5.910" ID, Flat 2002-Up	1	TBA
155.....	122720AD	Apply Plate, JF506E (VW) Low/Rev Cl (.100" Thick) 10T (5.910" ID) Flat, 2002-Up	1	TBA
<b>SEALING RINGS</b>				
175.....	K122903	Ring Kit, JF506E, 2002-Up	1	TBA
178.....	122301	Ring, JF506E (All) Input Shaft (1.040" OD) (Teflon) 2002-Up	1	TBA
179.....	122302	Ring, JF506E (All) Low Clutch (3.065" OD) (Vespel) 2002-Up (Lap Joint)	2	TBA
180.....	122303	Ring, (All) Dir Cl (On Supp #660) .090" Thk (2.050" OD) Lap Joint, Vespel 2002-Up	1	TBA
181.....	122304	Ring, (All) Reverse Clutch (In Rear Cover) 1.750" OD (V Joint) Teflon 2002-Up	3	TBA
<b>WASHERS &amp; BEARINGS</b>				
207.....	122401A	Lock Washer, JF506E (All) Sits Under Nut #795 2002-Up	1	TBA
227.....	122441A	Race, JF506E (All) High Cl Hub To Rev Cl Hsg (4 Tab) (.032" Thk, 1.775" OD, 1.08" ID)	1	TBA
228.....	122415A	Brg W/Race, JF506E (All) High Cl Hub To Rev Cl Hsg (.132" Thk, 1.81" OD, 1.01" ID)	1	TBA
229.....	122416A	Brg W/Race, JF506E (All) Rev Cl Drum To Rear Cover (1.40" Thk, 1.725" OD, .910" ID)	1	TBA
230.....	122442A	Race, JF506E (All) Rev Cl Drum To Rear Cover (Select) 1.660" OD, .982" ID, 2002-Up	1	TBA
231.....	122417A	Bearing W/Race, JF506E (All) Support To Low Drum (.158" Thick) 4.355" OD (3.765" ID)	1	TBA
232.....	122418A	Brg W/Race, JF506E (All) Supp To Output Ring Gr (.110" Thk) 2.830" OD, 1.965" ID	1	TBA
233.....	122443A	Race, (All) Support To Output Ring Gear (.032" Thick) 2.740" OD (4 Tab) 2002-Up	1	TBA
235.....	122422A	Use 122422A	1	TBA
236.....	122444A	Race, (All) Fwd Sun Gear Hub To High Cl Hub (4 Tab) .032" Thk, 3.15" OD, 2.36" ID	1	TBA
237.....	122445A	Race, (All) Fwd Planet To Fwd Sun Gear Hub (4 Tab) .032" Thk, 3.15" OD, 2.073" ID	1	TBA
238.....	122419A	Brg W/Race, (All) Fwd Planet To Fwd Sun Gr Hub (.110" Thk) 2.75" OD, 2.055" ID	1	TBA
246.....	122420A	Brg W/Races, (All) Output Sun Gr To Fwd Planet (.190" Thick, 2.08" OD, 1.39" ID)	1	TBA
247.....	122421A	Brg W/Race, (All) Output Planet To Output Sun Gr (.133" Thk, 2.080" OD, 1.345" ID)	1	TBA
250.....	122446A	Race, (Freeland) Output Ring Gr To Output Planet (4 Tab) .048", 2.95" OD, 2.315" ID	1	TBA
250.....	122446B	Race, (Maz/Jag/VW) Output Ring Gear To Output Planet (3 Tab) .048", 2.95", 2.315"	1	TBA
251.....	122422A	Brg W/Race, JF506E (All) Output Ring Gear To Output Planet (.110" Thk) 3.065" OD, (2.295" ID) (Also JF506E (All) Forward Planet Sun Gear Hub To High Cl Hub #235)	2	TBA
257.....	122423A	Bearing W/Races, (All) Direct Drum To Support (.123" Thick) 2.592" OD (2.010" ID)	1	TBA
259.....	122447A	Race, JF506E (Freelander) Reduction Sun Gr To Dir Drum Supp (.071" Thk, .829" ID)	1	TBA
259.....	122447B	Race, JF506E (Mazda) Reduction Sun Gear To Dir Drum Supp (.040" Thick) .912" ID	1	TBA
259.....	122447C	Race, JF506E (Jag/VW) Reduction Sun Gr To Dir Drum Supp (.071" Thk, .912" ID)	1	TBA
260.....	122424A	Brg W/Race, (Freeland/Jag/VW) Red Sun Gr To Dir Drum Supp (.117" Thk, .83" ID)	1	TBA
260.....	122424B	Brg W/Race, (Mazda) Red Sun Gr To Dir Drum Supp (.150" Thk, .83" ID) 2002-Up	1	TBA
261.....	122425A	Caged Needle Bearing, JF506E (All) Inside Direct Drum Support (11 Needles)	1	TBA
		Cast # NSK TORR VP1Z-1 (1.385" OD) 2002-Up (Sold With 183660A Support)		
275.....	122402A	Washer, (VW) Axle Flange To Diff (Split, Brass) (.250" Thk) W/ 6 Notches On OD	1	TBA
277.....	122977A	Use 122977A	1	TBA
278.....	122978A	Cup Race, JF506E (All) Supp To Cone Bearings (Double Tapered) 1.10" Thk, 2.285" OD	1	TBA
279.....	122977A	Cone Bearing, JF506E (All) Drive Transfer Gear To Supp (HFT AR35-18G, NSK TC7JP)	2	TBA
280.....	122978B	Double Cup Race, (All) Sits In Driven Transfer Gear (.865" Thick, 2.835" OD) 2002-Up	1	TBA
281.....	122977B	Cone Bearing, JF506E (All) Driven Transfer Gear To Reduction Planet Shaft (Cast # AR35-20G HTF NSK) 25 Rollers (1.377" ID) 2002-Up	2	TBA
282.....	122448A	Inner Race, JF506E (All) Under Nut On Reduction Planet Shaft (Cast # HTF P25-43G)	1	TBA
283.....	122426A	Caged Roller Brg, (Freelander) Bell Hsg To Reduct Planet Shaft, 16 Roller, 2.445" OD	1	TBA
283.....	122426B	Caged Roller Bearing, JF506E (Mazda/Jaguar/Volkswagen) Bell Housing To Reduction Planet Shaft (16 Rollers) 2.755" OD (With 2 Flats On The Back Side) 2002-Up	1	TBA
284.....	122427A	Bearing W/Race, JF506E (Freelander/Jaguar) Pinion Gear To Roller Bearing #283	1	TBA
284.....	122427B	Bearing W/Race, JF506E (Mazda) Pinion Gear To Roller Bearing #283 (.131" Thick)	1	TBA
284.....	122427C	Bearing W/Race, JF506E (Volkswagen) Pinion Gear To Roller Bearing #283 (.161" Thick)	1	TBA
288.....	122978C	Cup Race, JF506E (Freelan/VW) Diff Hsg To Case (Cast # NSK HR32914J) (3.940" OD)	1	TBA
288.....	122978CA	Cup Race, JF506E (Mazda/Jag) Diff Hsg To Case (Cast # KOYO 32913JR) 3.545" OD	1	TBA
289.....	122977C	Cone Brg, JF506E (Freelan/VW) Diff Hsg To Case (31 Rollers)(Cast # NSK HR32914J)	1	TBA
289.....	122977CA	Cone Brg, JF506E (Maz/Jag) Diff Hsg To Case (35 Rollers)(Cast # KOYO 32913JR)	1	TBA

## JF506E (RE5F01A, 5F31J, JA5A-EL, 09A)

ILL#	Part#		QTY	REF#
291.....	122978D.....	Cup Race, (Freelan/VW) Diff Hsg To Bell Hsg (Cast # NSK HR32010XJ) (3.150" OD).....	1.....	TBA
291.....	122978DA.....	Cup Race, JF506E (Maz/Jag) Diff Hsg To Bell Hsg (Cast # KOYO STC6088) (3.465" OD).....	1.....	TBA
292.....	122977D.....	Cone Brg, (Freelan/VW) Diff Hsg To Bell Hsg (# NSK HR32010XJA3) (24 Roller).....	1.....	TBA
292.....	122977DA.....	Cone Brg, (Maz/Jag) Diff Hsg To Bell Hsg (#KOYO STV6088) (29 Rollers) (2.363" ID).....	1.....	TBA
293.....	122449A.....	Shim, JF506E (Freelan/VW) Diff Brg Race To Bell Hsg Selective) (3.140" OD) (2.735" ID).....	1.....	TBA
293.....	122449B.....	Shim, JF506E (Maz/Jag) Diff Brg Race To Bell Hsg, Selective (3.460" OD) (3.845" ID).....	1.....	TBA

### GASKETS & RUBBER COMPONENTS

301.....	122507.....	Gasket, JF506E (All) Side Pan 2002-Up.....	1.....	TBA
301.....	122507F.....	Gasket, JF506E (All) Side Pan (Farpak) 2002-Up.....	1.....	TBA
307.....	122524.....	Gasket, JF506E (Volkswagen) Servo Cover (3 Bolt) 2002-Up.....	1.....	TBA
310.....	122276.....	Gasket, JF506E (All) Pump Stator To Case 2002-Up.....	1.....	TBA
311.....	123516A.....	O-Ring, JF506E (All) Pump Body 2002-Up.....	1.....	TBA
320.....	122512A.....	Gasket, JF506E, Valve Body Upper & Lower, All Except Mazda, 1999-Up.....	2.....	TBA
320.....	122521B.....	Gasket, JF506E, Valve Body Upper & Lower, Mazda, 2001-Up.....	2.....	TBA
NI.....	122529A.....	Gasket, JF506E, Auxiliary Valve Body Upper & Lower, All, 1999-Up.....	2.....	TBA
380.....	122511.....	O-Ring, JF506E (All) Input Shaft (Front) To Converter 2002-Up.....	1.....	TBA

### TECHNICAL MANUALS

400.....	TMJF506E.....	Tech Manual, Jatco 5 Speed FWD Rebuild Procedures.....	1.....	TBA
400.....	TMJF506EUP.....	Tech Manual, JF506E Update Handbook (Identifies Differences In Makes & Models).....	1.....	TBA

### ELECTRICAL COMPONENTS

410.....	122991A.....	PRNDL Switch, JF506E (Freelander) 5 Wire (21 1/2" Long Wire Harness) 2002-Up.....	1.....	TBA
410.....	122991B.....	PRNDL Switch, JF506E (Mazda) 7 Wire (17" Long Wire Harness) 2002-Up.....	1.....	TBA
410.....	122991C.....	PRNDL Switch, JF506E (Jaguar) 9 Wire (16" Long Wire Harness) 2002-Up.....	1.....	TBA
445.....	122986A.....	Wire Harness, JF506E (Freelander) External (26 1/2" Long) (18 Wire White Pass Through.....	1.....	TBA
		Connector, With 1 Ten Prong And 1 Eight Prong Square Connector) 2002-Up.....		
445.....	122986B.....	Wire Harness, JF506E (Mazda) External (17 1/2" Long) (18 Wire White Pass Through.....	1.....	TBA
		Connector, With 2 Ten Prong And 2 Eight Prong Square Connectors) 2002-Up.....		
445.....	122986C.....	Wire Harness, JF506E (VW) External (5 1/2" Long) (20 Wire Black Pass Through.....	1.....	TBA
		Connector, With 2 Ten Prong And 1 Eight Prong Square Connectors) 2002-Up.....		
445.....	122986D.....	Wire Harness, JF506E (Jaguar) External (20" Long) (18 Wire White Pass Through Conn.....	1.....	TBA
		With 1 Eighteen Prong Connector) 2002-Up.....		
446.....	122988A.....	Solenoid Wire Harness, JF506E (Freelander/Jaguar/VW) (Internal) (10 Prong.....	1.....	TBA
		Connector With 9 One Blade Connector And A Ground) 2002-Up.....		
446.....	122988B.....	Wire Harness, JF506E (Jaguar/Freelander/Mazda) (Internal) (8 Prong Yellow Conn With.....	1.....	TBA
		Three 2-Blade Connector And With Temperature Sensor) 2002-Up.....		
446.....	122986CL.....	Clip, JF506E (All) Holds Wire Harness Connector To Case.....	1.....	TBA
446.....	122988C.....	Solenoid Wire Harness, JF506E (Mazda) (Internal) (10 Prong Conn With 7 One Blade.....	1.....	TBA
		Connector And 2 Two Prong Connectors And A Ground) 2002-Up.....		
446.....	122988D.....	Wire Harness, JF506E (Volkswagen) (Internal) (8 Prong Red Conne With 3 Two Blade.....	1.....	TBA
		Connectors And A Temperature Sensor) 2002-Up.....		

### SOLENOIDS & SENSORS - MAZDA

420.....	122991.....	Solenoid Kit, JF506E (Mazda) (9 Solenoids) 1999-Up.....	1.....	TBA
421.....	122925A.....	Shift "A", Brown, # On Bottom Of Sol - G6T-44275.....	1.....	31941-PM004
422.....	122926A.....	Shift "B", Brown, # On Bottom Of Sol - G6T-44273.....	1.....	31941-PR000
423.....	122927B.....	Shift "C", Green, # On Bottom Of Sol - G6T-44276.....	1.....	31941-PM003
425.....	122929A.....	L/Up / EPC Duty, Black, No # On Bottom Of Sol (3-Distinct Legs).....	1.....	31941-PM000
433.....	122928B.....	High Clutch Duty & 2-4 Duty, Black, # On Bottom Of Sol - G6T-46176.....	2.....	31941-PM001
435.....	122946A.....	PL(Line Pressure) Duty, Green, # On Bottom Of Sol - G6T-46174.....	1.....	31941-PR015
451.....	122921B.....	Neutral Shift, Black, # On Bottom Of Sol - G6T-46278.....	1.....	31941-PM005
452.....	122920A.....	Reduction Timing, White, # On Bottom Of Sol - G6T-46277.....	1.....	31941-PM002
436.....	122958A.....	Sensor, Output, Input And Intermediate.....	3.....	31935-PW000

### SOLENOIDS & SENSORS - JAGUAR / VW / LANDROVER

420.....	122990.....	Solenoid Kit, JF506E (Freelander, Jaguar, VW) (9 Solenoids) 1999-Up.....	1.....	TBA
421.....	122925.....	Shift "A", Brown, # On Bottom Of Sol - G6T-46273.....	1.....	31941-PR006
422.....	122926A.....	Shift "B", Brown, # On Bottom Of Sol - G6T-44273.....	1.....	31941-PR000
423.....	122927A.....	Shift "C", Green, # On Bottom Of Sol - G6T-46272.....	1.....	31941-PR005
425.....	122929.....	L/Up / EPC Duty, Black, No # On Bottom Of Sol.....	1.....	31941-PR010
433.....	122928A.....	2-4 Duty, White, # On Bottom Of Sol - G6T-46172.....	1.....	31941-PR011
433.....	122930.....	Low Clutch, Black, # On Bottom Of Sol - G6T-46274.....	1.....	31941-PR007
435.....	122946A.....	PL Duty (Line Pressure), Green, # On Bottom Of Sol - G6T-46174.....	1.....	31941-PR015
450.....	122923A.....	2-4 Brake Timing - Duty, Black, # On Bottom Of Sol - G6T-46275.....	1.....	31941-PR008
452.....	122920.....	Reduction Timing, White, # On Bottom Of Sol - G6T-46276.....	1.....	31941-PR014
436.....	122958A.....	Sensor, Output, Input And Intermediate.....	3.....	31935-PW000

## JF506E (RE5F01A, 5F31J, JA5A-EL, 09A)

ILL#	Part#		QTY	REF#
<b>MISCELLANEOUS COMPONENTS</b>				
493.....	122493.....	Plug, JF506E (Freelander/Volkswagen) Fluid Check (5mm Allen Head) 2002-Up .....	1.....	TBA
493.....	122493A.....	Plug, (Maz/Jag) Fluid Check (14mm Hex Head) (Also For Pressure Tap Plugs) .....	1.....	TBA
494.....	122494.....	Fluid Level Tube, (Freelander/Mazda/Jaguar) (5mm Allen Head, 2" Long) 2002-Up .....	1.....	TBA
494.....	122494A.....	Fluid Level Tube, JF506E (Volkswagen) (5mm Allen Head, 3/4" Long) 2002-Up .....	1.....	TBA
<b>PUMPS &amp; PUMP COMPONENTS</b>				
500.....	122200A.....	Pump, JF506E, 32 Spline Alum Stator, Cast Iron Body W/2 Flats On Inner Gear .....	1.....	TBA
510.....	122201A.....	Body W/Gears, (All) Pump (8 Bolt) (Cast Iron) 2002-Up (With 2 Flats On Inner Gear) .....	1.....	TBA
520.....	122202A.....	Stator, JF506E (All) (Aluminum) (7 Bolts To Case) (32 Splines) 2002-Up .....	1.....	TBA
530.....	K122201A.....	Gear Set, JF506E Pump (.524" Thick) (9 Teeth Inner Gear With 2 Flats) 2002-Up .....	1.....	TBA
<b>DRUMS &amp; CLUTCH HUBS</b>				
551.....	122732A.....	Drum, JF506E (Freelander) Direct Clutch (With 23 Sun Gear Splines) 2002-Up .....	1.....	TBA
551.....	122732B.....	Drum, JF506E (Maz/Jag) Dir Cl (W/ 31 Sun Gr Splines) (.340" Inside Bottom Wall Height) .....	1.....	TBA
551.....	122732C.....	Drum, JF506E (VW) Dir Cl (31 Sun Gr Splines) (.410" Inside Bottom Wall Height) 2002-Up .....	1.....	TBA
554.....	122733A.....	Drum, JF506E (All) Low Clutch (6 or 7 Clutch) (32 Teeth Steels) 2002-Up .....	1.....	TBA
555.....	122734A.....	Housing, JF506E (All) High Cl (Aluminum) (2.115" Thk) (2.050" ID) (1st Design) 2002-Up .....	1.....	TBA
555.....	122734B.....	Housing W/ Out Piston, JF506E (All) High Cl (Aluminum) (2nd Design) .....	1.....	TBA
555.....	122734C.....	Housing & Piston, JF506E (All) High Cl (Alum) (2.115" Thk) (2.050" ID) (2nd Design) .....	1.....	TBA
556.....	122735A.....	Drum, (All) Rev Cl (Stamped Steel) (36T Steels) (2.875" Tall, 1.766" ID Bore, 2002-Up .....	1.....	TBA
561.....	K122762A.....	Piston Kit, JF506E (Freelan/Maz/Jag) Dir Cl (.330" Thk At The Edge Of Piston) 2002-Up .....	1.....	TBA
561.....	K122762B.....	Piston Kit, JF506E (VW) Direct Cl (.270" Thk At Edge Of The Piston) 2002-Up .....	1.....	TBA
562.....	K122763A.....	Piston Kit, JF506E (All) 2-4 Brake Clutch (Aluminum Piston) 2002-Up .....	1.....	TBA
564.....	K122764A.....	Piston Kit, JF506E (Freelan/VW/Mazda) Low Clu (1.260" Thick Piston) 2002-Up .....	1.....	TBA
564.....	K122764B.....	Piston Kit, JF506E (Jaguar) Low Clutch (1.390" Thick Piston) 2002-Up .....	1.....	TBA
565.....	K122765A.....	Piston Kit, JF506E (All) High Clutch (Aluminum Piston) (With Bonded Retainer) 2002-Up .....	1.....	TBA
567.....	K122766A.....	Piston Kit, JF506E (Freelander) Low/Reverse Clutch (.905" Thick Piston) 2002-Up .....	1.....	TBA
567.....	K122766B.....	Piston Kit, JF506E (Mazda) Low/Reverse Clutch (.805" Thick Piston) 2002-Up .....	1.....	TBA
567.....	K122766C.....	Piston Kit, JF506E (Volkswagen) Low/Reverse Clutch (.780" Thick Piston) 2002-Up .....	1.....	TBA
567.....	K122766D.....	Piston Kit, JF506E (Jaguar) Low/Reverse Clutch (1.040" Thick Piston) 2002-Up .....	1.....	TBA
575.....	122740A.....	Clutch Hub, JF506E (All) High Clutch (24 Teeth) (2.815" Tall) 2002-Up .....	1.....	TBA
578.....	122741A.....	Clutch Hub, JF506E (All) 2nd Brake And Reverse Clutch (32 Teeth/32 Teeth) 2002-Up .....	1.....	TBA
<b>PLANETS, RING GEARS &amp; SUN GEARS</b>				
582.....	122747A.....	Planet, JF506E (Freelander) Forward (3 Gear) (34 Teeth Sun Gear) 2002-Up .....	1.....	TBA
582.....	122747B.....	Planet, JF506E (Mazda/Jag/VW) Forward (4 Gear) (34 Teeth Sun Gear) 2002-Up .....	1.....	TBA
584.....	122748A.....	Planet, JF506E (Freelander) Output (4 Gear) (42T Sun Gear) (74T Ring Gear) 2002-Up .....	1.....	TBA
584.....	122748B.....	Planet, JF506E (Maz/Jag/VW) Output (5 Gear) (42T Sun Gear) (74T Ring Gear) 2002-Up .....	1.....	TBA
584.....	K122748.....	Geartrain, JF506E (Includes: ILL# 594 To ILL# 575) .....	1.....	TBA
586.....	122749A.....	Planet, JF506E (Freelander) Reduction W/Shaft (23T Sun Gr) (No Groove, 18 Park Lugs) .....	1.....	TBA
586.....	122749B.....	Planet, JF506E (Maz/Jag) Reduction W/Shaft (31T Sun Gr) (2 Groove, 18 Park Lugs) .....	1.....	TBA
586.....	122749C.....	Planet, JF506E (VW) Reduction W/Shaft (31T Sun Gear) (1 Groove, 18 Park Lugs) .....	1.....	TBA
594.....	122758A.....	Ring Gear, JF506E (All) Output Planet (75 Teeth) 2002-Up .....	1.....	TBA
596.....	122759A.....	Ring Gear, JF506E (Freelander) Reduction Planet (93T) 2 Notches (5.565" OD) 2002-Up .....	1.....	TBA
596.....	122759B.....	Ring Gear, JF506E (Maz/Jag/VW) Reduction Planet (85T) (5.435" OD) 2002-Up .....	1.....	TBA
612.....	122753A.....	Sun Gear W/Hub, JF506E (All) Forward Planet (34 Teeth) (32 Outer Lugs) 2002-Up .....	1.....	TBA
614.....	122755A.....	Sun Gear, JF506E (All) Output Planet (42T) (20 Splines) (.910" Thk) (2.335" OD) 2002-Up .....	1.....	TBA
616.....	122756A.....	Sun Gear, JF506E (Freelander) Reduction Planet (32T, No Groove) (1.275" Thick) .....	1.....	TBA
616.....	122756B.....	Sun Gear, JF506E (Mazda/Jaguar) Reduction Planet (31 Teeth, 2 Groove) 2002-Up .....	1.....	TBA
616.....	122756C.....	Sun Gear, JF506E (VW) Reduction Planet (31T, 1 Groove) (1.255" Thick) 2002-Up .....	1.....	TBA
<b>SPRAGS &amp; ONE WAY CLUTCHES</b>				
644.....	122727A.....	Sprag, JF506E (All) Low (18 Rollers) 12 Teeth (.515" Thick) 2002-Up .....	1.....	TBA
650.....	122725A.....	Sprag, JF506E (All) Reduction (28 Elements) (.632" Thick) 2002-Up .....	1.....	TBA
<b>SHAFTS, GEARS &amp; DIFFERENTIALS</b>				
660.....	122825A.....	Support, (All) Direct Drum (2.875" Tall) (1.850" OD At Bushing Surface) 2002-Up .....	1.....	TBA
670.....	122851A.....	Shaft, JF506E (Freelander/VW) Input (12 1/2" Long) 20 Splines (2 Rings) 2002-Up .....	1.....	TBA
670.....	122851B.....	Shaft, JF506E (Mazda/Jaguar) Input (12 1/2" Long) 20 Splines (3 Rings) 2002-Up .....	1.....	TBA
698.....	122698.....	Oil Deflector, JF506E (Freelander) 2 Bolt 2002-Up .....	1.....	TBA
698.....	122698A.....	Oil Deflector, JF506E (Mazda) 2 Bolt 2002-Up .....	1.....	TBA
698.....	122698B.....	Oil Deflector, JF506E (Volkswagen) 2 Bolt 2002-Up .....	1.....	TBA
698.....	122698C.....	Oil Deflector, JF506E (Jaguar) 2 Bolt 2002-Up .....	1.....	TBA
699.....	122699.....	Oil Baffle, JF506E (Freelander) For #712 (2 Bolt) (5 1/2" Long) 2002-Up .....	1.....	TBA
699.....	122699A.....	Oil Baffle, JF506E (Mazda) For #712 (2 Bolt) (4 1/2" Long) 2002-Up .....	1.....	TBA
699.....	122699B.....	Oil Baffle, JF506E (Jaguar) For #712 (2 Bolt) (4 7/8" Long) 2002-Up .....	1.....	TBA
710.....	122810A.....	Gear, JF506E (Freelan) Drive Transfer (54T) 5.920" OD (Fits 2 Ring Input Shaft) .985" ID .....	1.....	TBA



## JF506E (RE5F01A, 5F31J, JA5A-EL, 09A)

ILL#	Part#		QTY	REF#
710.....	122810AA.....	Gear, (Jag) Drive Transfer (54T) 5.920" OD (Fits 3 Ring Input Shaft(1.05" Ring Bore) .....	1 .....	TBA
710.....	122810B.....	Gear, (Maz) Drive Transfer (41T) 6.085" OD (Fits 3 Ring Input Shaft(1.05" Ring Bore) .....	1 .....	TBA
710.....	122810C.....	Gear, (VW) Drive Transfer (52T) 5.770" OD (Fits 2 Ring Input Shaft(.985" Ring Bore) .....	1 .....	TBA
711.....	122870A.....	Support, JF506E (Freelan/Jag/Maz) Drive Transfer Gear (4 Notches Inside, 1 Snap Ring .....	1 .....	TBA
711.....	122870B.....	Support, JF506E (VW) Drive Transfer Gear (No Notches Inside, Uses 2 Snap Rings .....	1 .....	TBA
712.....	122811A.....	Gear, JF506E (Freelander) Driven Transfer (65 Teeth No Groove) (With Ring Gear Hub) .....	1 .....	TBA
712.....	122811B.....	Gear, JF506E (Mazda) Driven Transfer (47T, 1 Groove) (With Ring Gear Hub) 2002-Up .....	1 .....	TBA
712.....	122811C.....	Gear, JF506E (Volkswagen) Driven Transfer (67 Teeth, 1 Groove) (With Ring Gear Hub) .....	1 .....	TBA
712.....	122811D.....	Gear, JF506E (Jaguar) Driven Transfer (65T, 2 Groove) (With Ring Gear Hub) 2002-Up .....	1 .....	TBA
715.....	122910A.....	Diff, JF506E (Freelan) 67T, No Groove (W/ 5 Small Windows In Hsg) 25 Axle Splines .....	1 .....	TBA
715.....	122910B.....	Differential, JF506E (Mazda) 68 Teeth 4 Groove (With 2 Large Windows In Housing) .....	1 .....	TBA
		29 Roller Bearing # 292 (30 Splines For Axles) 2002-Up .....		
715.....	122910C.....	Differential, JF506E (Volkswagen) 69 Teeth, No Groove (2 Large Windows In Housing) .....	1 .....	TBA
		24 Roller Bearing #292 (30 Splines For Axles) 2002-Up .....		
715.....	122910D.....	Diff, JF506E (Jag) 68T, 4 Grv (W/10 Round Holes In Hsg) 24 Splines For Axles, 2002-Up.....	1 .....	TBA
716.....	122911A.....	Differential Hsg, JF506E (Freelander) (With 5 Small Windows) (25 Splines For Axles) .....	1 .....	TBA
716.....	122911B.....	Diff Hsg, JF506E (Mazda) (W/ 2 Large Windows) (29 Roller Brg #292) 30 Axle Splines.....	1 .....	TBA
716.....	122911C.....	Diff Hsg, JF506E (VW) (W/ 2 Large Windows) (24 Roller Bearing #292) 30 Axle Splines.....	1 .....	TBA
716.....	122911D.....	Differential Hsg, JF506E (Jaguar) (With 10 Round Holes) (24 Splines For Axles) 2002-Up .....	1 .....	TBA
720.....	122845A.....	Ring Gear, JF506E (Freelan) 67T, No Grv (12 Bolt) 1.245" Thick (W/ 2 ID Grv On Top Side) .....	1 .....	TBA
720.....	122845B.....	Ring Gear, JF506E (Maz/Jag) 68T, 4 Grv (12 Bolt) 1.245" Thk (W/ 3 ID Grv On Top Side) .....	1 .....	TBA
720.....	122845C.....	Ring Gear, JF506E (VW) 69T, No Grv (12 Bolt) 1.245" Thick (No ID Groove On Top Side) .....	1 .....	TBA
730.....	122846A.....	Pinion, JF506E (Freelander) 22 Teeth, 4 Groove (1.540" Thick) 2002-Up .....	1 .....	TBA
730.....	122846B.....	Pinion, JF506E (Mazda/Jaguar) 21 Teeth, 3 Groove (1.520" Thick) 2002-Up .....	1 .....	TBA
730.....	122846C.....	Pinion, JF506E (Volkswagen) 20 Teeth, No Groove (1.540" Thick) 2002-Up .....	1 .....	TBA
<b>VALVE BODIES (DACCO VB#)</b>				
740.....	JA-5210J .....	Valve Body, JF506E, Jaguar, 9-Solenoid, 2002-Up .....	1 .....	TBA
740.....	JA-5210J .....	Valve Body, JF506E, Land Rover, 9-Solenoid, 2002-Up .....	1 .....	TBA
740.....	JA-5210M .....	Valve Body, JF506E, Mazda, 9-Solenoid, 2002-Up .....	1 .....	TBA
740.....	JA-5210V .....	Valve Body, JF506E, VW, 9-Solenoid, 2002-Up .....	1 .....	TBA
<b>VALVE BODIES</b>				
740.....	122754A.....	Valve Body, JF506E (Freelander) With 2 Tubes (All Stamped Steel Solenoid Brackets) .....	1 .....	TBA
		(With 2 Countersunk Aluminum End Caps) 2002-Up .....		
740.....	122754B.....	Valve Body, JF506E (Mazda) With 1 Tube (With 2 Cast Iron Solenoid Brackets) .....	1 .....	TBA
		(Cast # PM SUB) 2002-Up .....		
740.....	122754C.....	Valve Body, JF506E (Jaguar/Volkswagen) With 2 Tubes (All Stamped Steel Solenoid .....	1 .....	TBA
		Brackets) (With 2 Flush Aluminum End Caps) 2002-Up .....		
<b>VALVE BODY COMPONENTS</b>				
741.....	122892-01K.....	Valve & Sleeve Kit, JF506E TCC Control Plunger (Sonnax) .....	1 .....	122892-01K
<b>HOUSINGS, CASES &amp; PANS</b>				
750.....	122703A.....	Bell Hsg, JF506E (Freelan) (Cast # PRO43 By Seal) 12 Bolts To Case (Round Starter Hole) .....	1 .....	TBA
750.....	122703B.....	Bell Hsg, JF506E (Maz) (Cast # PM2 By Seal & Filler Tube) 22 Bolts, Square Starter Hole .....	1 .....	TBA
750.....	122703C.....	Bell Housing, JF506E (Volkswagen) (Cast # JP JC7 091 On Bottom) 21 Bolts To Case.....	1 .....	TBA
		(Square Starter Hole) (External Oil Cooler On Top) 2002-Up .....		
750.....	122703D.....	Bell Hsg, JF506E (Jaguar) Cast # PLO42 Inside (23 Bolts To Case) (Square Starter Hole) .....	1 .....	TBA
759.....	122704A.....	Rear Cover, JF506E (Freelander/Mazda/Jaguar) (Cast # PR000) 2002-Up .....	1 .....	TBA
759.....	122704B.....	Rear Cover, JF506E (Freelander/Mazda/Jaguar) (Cast # PR002) 2002-Up .....	1 .....	TBA
759.....	122704C.....	Rear Cover, JF506E (Volkswagen) (Cast # PWO) 2002-Up .....	1 .....	TBA
760.....	122701A.....	Case, JF506E (Freelan) 21 Bolts To Bell (W/ Top Vent) (Uses Snap Ring To Hold In Servo) .....	1 .....	TBA
760.....	122701B.....	Case, JF506E (Maz) 22 Bolts To Case (W/ Top Vent) (Uses Snap Ring To Hold In Servo) .....	1 .....	TBA
760.....	122701C.....	Case, JF506E (VW) 21 Bolts To Case (No Top Vent) (Uses 3 Bolts To Hold In Servo) .....	1 .....	TBA
760.....	122701D.....	Case, JF506E (Jag) 23 Bolts To Case (No Top Vent) (Uses Snap Ring To Hold In Servo) .....	1 .....	TBA
766.....	122803A.....	Pan, JF506E (Freelan) Side (2 Studs) (Dipstick Tube Is 3/4" Tall And At The Top In Center) .....	1 .....	TBA
766.....	122803B.....	Pan, JF506E (Mazda) Side (No Studs) (No Filler Tube) 2002-Up .....	1 .....	TBA
766.....	122803C.....	Pan, JF506E (Volkswagen) Side (4 Studs) (Filler Tube Is 3/4" Tall And Is At The Left Top Of .....	1 .....	TBA
		Pan) (Metal Vent Is 1/4" OD Right Top) 2002-Up .....		
766.....	122803D.....	Pan, JF506E (Jaguar) Side (3 Studs) Filler Tube Is 7/8" Tall And Is At Left Top Of Pan .....	1 .....	TBA
		(Plastic Vent Is 1 1/8" OD Right Top) 2002-Up .....		
783.....	122086 .....	Bolt, JF506E, Support To Case .....	1 .....	TBA
795.....	122948A.....	Nut, JF506E (All) Holds Drive Transfer Gear In Case (11 Outer Teeth) (1.340" ID) 2002-Up .....	1 .....	TBA
796.....	122949A.....	Nut, JF506E (All) Reduction Planet Shaft (.885" ID) .553" Thick (6 Point) 2002-Up .....	1 .....	TBA
798.....	122087 .....	Bolt, JF506E (Volkswagen) Axle Flange To Differential (3 3/8" Long) (Both Sides) 2002-Up .....	2 .....	TBA
838.....	122838 .....	Axle Flange, JF506E (Volkswagen) Bell Housing Side (3 7/8" Long) 2002-Up .....	1 .....	TBA
838.....	122838A.....	Axle Flange, JF506E (Volkswagen) Case Side (4 3/8" Long) 2002-Up .....	1 .....	TBA

## JF506E (RE5F01A, 5F31J, JA5A-EL, 09A)

ILL#	Part#		QTY	REF#
SPRINGS, PISTONS & MISCELLANEOUS				
853.....	122141.....	Cushion, JF506E (All) Low Clutch (.060" Thick) (Dished) 2002-Up .....	1.....	TBA
857.....	122142.....	Cushion, JF506E (All) Low/Reverse Clutch (.061" Thick) Beveled (6 9/16" OD) 2002-Up.....	1.....	TBA
858.....	122143.....	Cushion, JF506E (All) High Clutch (.063" Thick) 18 Teeth (Dished) (3.608" ID) 2002-Up.....	1.....	TBA
NI.....	K122928.....	Snap Ring Kit, JF506E, 2002-Up .....	1.....	TBA
905.....	122987A.....	Servo Assy, JF506E (Freelander) Reduction Brake (#908 Piston Is 1.955" OD) 2002-Up.....	1.....	TBA
905.....	122987B.....	Servo Assy, JF506E (Mazda/Jaguar) Reduction Brake (#908 Piston Is 2.270" OD) .....	1.....	TBA
905.....	122987C.....	Servo Assembly, JF506E (Volkswagen) Reduction Brake (3 Bolt Cover) 2002-Up.....	1.....	TBA
906.....	122624.....	Spring, JF506E (All) Reduction Brake Servo (.855" OD) (2.065" Long) 2002-Up.....	1.....	TBA
906.....	122624A.....	Spring, JF506E (Freelander/Mazda/Jaguar) Non Tapered (1.020" Long) 2002-Up .....	1.....	TBA
906.....	122624B.....	Spring, JF506E (Volkswagen) Reduction Brake Servo (Tapered) (1.020" Long) 2002-Up .....	1.....	TBA
907.....	122526A.....	Piston, JF506E (Freelander/Jaguar) Reduction Brake (Straight Neck) (1.955" OD) 2002-Up.....	1.....	TBA
907.....	122526B.....	Piston, JF506E (Mazda/Jaguar) Reduction Brake (With Stepped Neck) (1.955" OD) .....	1.....	TBA
907-5.....	122605A.....	Snap Ring, JF506E (All) Holds Reduction Brake Servo Piston #908 In The Case .....	1.....	TBA
908.....	122527A.....	Piston, JF506E (Freelander) Reduction Brake Servo (1.955" OD)(2.860" Long Pin) 2002-.....	1.....	TBA
908.....	122527B.....	Piston, JF506E (Maz/Jag/VW) Reduction Brake Servo (2.270" OD, 2.470" Long Pin).....	1.....	TBA
908-5.....	122625.....	Spacer, JF506E (All) Reduction Brake Servo Piston (With 6 Oval Slots) (.126" Thick).....	1.....	TBA
909.....	122626.....	Cover, JF506E (Freelander/Mazda/Jaguar) Reduction Brake Servo (2.515" OD) 2002-Up .....	1.....	TBA
909.....	122626A.....	Cover, JF506E (Volkswagen) Reduction Brake Servo (Bolt-On Type) (1.970" ID) 2002-Up.....	1.....	TBA
909-5.....	122605B.....	Snap Ring, JF506E (All) Holds Reduction Brake Servo Piston #907 In Cover (.040" Thick) .....	1.....	TBA
916.....	122627.....	Band Anchor, JF506E (Freelander/Volkswagen) (6 Point Hex Head) 2002-Up .....	1.....	TBA
916.....	122627A.....	Band Anchor, JF506E (Mazda/Jaguar) (6 Point Fluted Head) 2002-Up.....	1.....	TBA
925.....	122988A.....	Accumulator Assy, JF506E (All) Low Clutch (Upper One In Valve Body) (Plastic Piston).....	1.....	TBA
		(End Cap Is .482" Thick, 1.612" OD) (Spring Is 3.085" Long, 1.062" OD) 2002-Up .....		
930.....	122988B.....	Accumulator Assembly, JF506E (All) 2-4 Brake Clutch (In Rear Cover) (Plastic Piston) .....	1.....	TBA
		(End Cap Is .640" Thick, 1.612" OD) (Spring Is 2.863" Long, 1.062" OD) 2002-Up.....		
935.....	122988C.....	Accum Assy, JF506E (All) High Clutch (Lower One In Valve Body) (Plastic Piston) .....	1.....	TBA
		(End Cap Is .482" Thick, 1.612" OD) (Spring Is 2.905" Long, 1.062" OD) 2002-Up.....		
945.....	122988D.....	Accum Assy, JF506E (All) Low/Rev Cl (In Rear Of Case) (Alum Piston) (End Cap Is .560" .....	1.....	TBA
		Thk, 1.635" OD) (Outer Spring Is 2.085" Long, 1.055" OD, Inner Spring 2.135", .785" OD .....		
957.....	122736A.....	Housing, JF506E (Freelander/Volkswagen) Low/Reverse Clutch Piston (.805" Thick).....	1.....	TBA
957.....	122736B.....	Housing, JF506E (Mazda/Jaguar) Low/Reverse Clutch Piston (.850" Thick) 2002-Up.....	1.....	TBA
961.....	122762A.....	Piston, JF506E (Freelander/Maz/Jag) Direct Cl (.330" Thick At Edge) 3.980" OD, 2.22" ID .....	1.....	TBA
961.....	122762C.....	Piston, JF506E (VW) Direct Clutch (.270" Thick At The Edge) 3.980" OD (2.220" ID).....	1.....	TBA
962.....	122763A.....	Piston, JF506E (All) 2-4 Brake Cl (Aluminum) 20 Legs (1.545" Thk) (7 1/2" OD) 2002-Up .....	1.....	TBA
964.....	122764A.....	Piston, JF506E (Freelander/Volkswagen/Mazda) Low Clutch (1.260" Thick) (Aluminum).....	1.....	TBA
964.....	122764D.....	Piston, JF506E (Jaguar) Low Clutch (1.390" Thick) (Aluminum) 2002-Up.....	1.....	TBA
965.....	122765A.....	Piston, JF506E (All) High Clutch (Aluminum) (.890" Thick) 4.405" OD (1.970" ID) 2002-Up.....	1.....	TBA
967.....	122766A.....	Piston, JF506E (Freelander) Low/Reverse Clutch (.905" Thick) (Aluminum) 2002-Up.....	1.....	TBA
967.....	122766B.....	Piston, JF506E (Mazda) Low/Reverse Clutch (.805" Thick) (Aluminum) 2002-Up.....	1.....	TBA
967.....	122766C.....	Piston, JF506E (Volkswagen) Low/Reverse Clutch (.780" Thick) (Aluminum) 2002-Up.....	1.....	TBA
967.....	122766D.....	Piston, JF506E (Jaguar) Low/Reverse Clutch (1.040" Thick) (Aluminum) 2002-Up .....	1.....	TBA
971.....	122631A.....	Spring, JF506E (All) Direct Clutch Return (Spiral) (2.625" OD) 2002-Up.....	1.....	TBA
972.....	122632A.....	Spring, JF506E (All) 2-4 Brake Cl Return (16 Springs) .920" Thk (6 11/16" ID) 2002-Up .....	1.....	TBA
974.....	122633A.....	Spring, JF506E (All) Low Clutch Return (Spiral Type) (4.290" OD) 2002-Up.....	1.....	TBA
975.....	122634A.....	Spring, JF506E (All) High Clutch Return (Spiral) 1.075" Thick (2.875" OD) 2002-Up.....	1.....	TBA
977.....	122635A.....	Spring, JF506E (All) Low/Reverse Clutch Return (Spiral Type) (8" OD) 2002-Up .....	1.....	TBA
979.....	122636A.....	Spring, JF506E (Volkswagen) Axle Flange To Differential (1.725" OD) (1" Tall) 2002-Up.....	1.....	TBA
981.....	122641A.....	Retainer, JF506E (All) Direct Clutch Spring (2.820" OD) 2002-Up.....	1.....	TBA
984.....	122642A.....	Retainer, JF506E (All) Low Clu Spring (.300" Thick) (Alum) 5.065" OD (12 ID Notches).....	1.....	TBA
985.....	122643A.....	Retainer, JF506E (All) High Clutch Spring (Bonded) 4.120" OD (1.655" ID) 2002-Up.....	1.....	FP01-19-2A1
987.....	122644A.....	Retainer, JF506E (All) Low/Reverse Clutch Spring (Tin) (7 5/16" OD) 2002-Up.....	1.....	TBA
989.....	122645A.....	Retainer, (Cup) JF506E (VW) Axle Flange Spring To Washer #275 (1.840" OD) W/ 2 Ears.....	1.....	TBA
991.....	K122621.....	Linkage Assy, JF506E (Jaguar/Freelander) Internal (15-3/16" Long Rod With 2 O-Rings).....	1.....	TBA
991.....	K122621A.....	Linkage Assy, JF506E (Mazda) Internal (11-3/8" Long Rod With No O-Rings) 2002-Up.....	1.....	TBA
991.....	K122621B.....	Linkage Assembly, JF506E (Volkswagen) Internal (10-1/2" Long Rod With No O-Rings).....	1.....	TBA
991-4.....	122622.....	Linkage Rod, JF506E (Jaguar/Freelander) (15-3/16" Long) .....	1.....	TBA
991-4.....	122622A.....	Linkage Rod, JF506E (Mazda) (11-3/8" Long) .....	1.....	TBA
991-4.....	122622B.....	Linkage Rod, JF506E (Volkswagen) (10-1/2" Long).....	1.....	TBA
991-7.....	122623.....	Sleeve, JF506E (All) Manual Shaft To Case (Plastic) (.485" ID) 2002-Up.....	1.....	TBA
994.....	122628.....	Park Actuator, JF506E (Jaguar/Freelander/Mazda) 6 1/2" Long Rod With Clip 2002-Up .....	1.....	TBA
994.....	122628A.....	Park Actuator, JF506E (Volkswagen) 5 3/4" Long Rod With Clip 2002-Up .....	1.....	TBA
995.....	122824A.....	Park Pawl Assembly, JF506E (Jaguar/Freelander) 2002-Up .....	1.....	TBA
995.....	122824B.....	Park Pawl Assembly, JF506E (Mazda) 2002-Up.....	1.....	TBA
995.....	122824C.....	Park Pawl Assembly, JF506E (Volkswagen) 2002-Up .....	1.....	TBA
998.....	122480.....	Oil Cooler, JF506E (Volkswagen) External (1 Bolt, 3 3/4" Long) 2002-Up.....	1.....	TBA