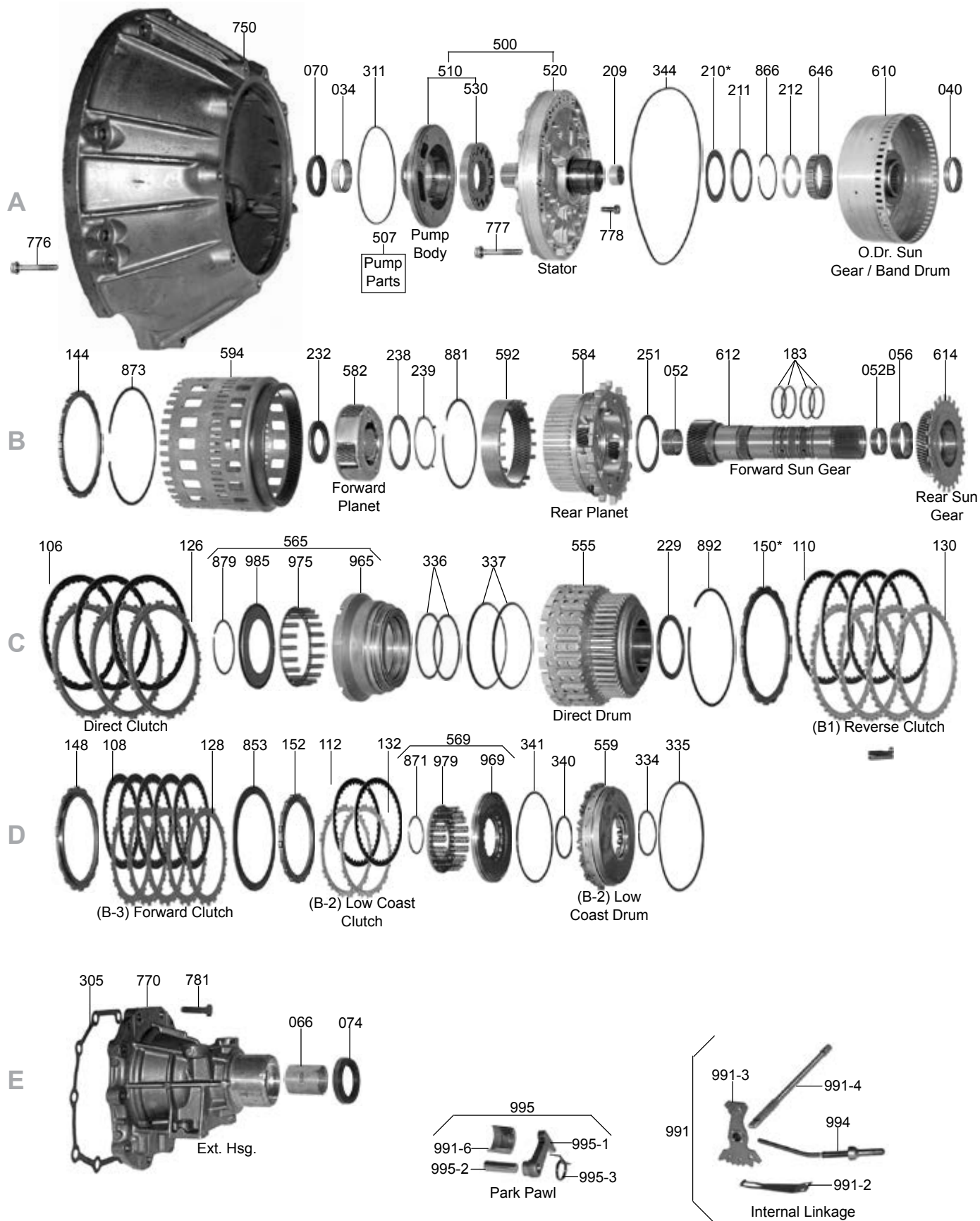


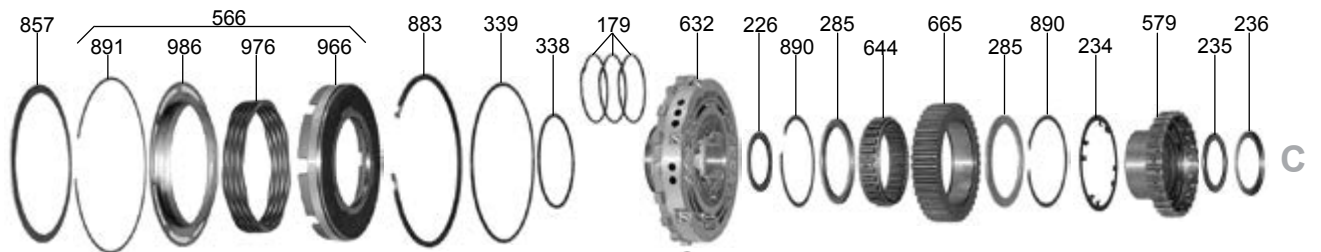
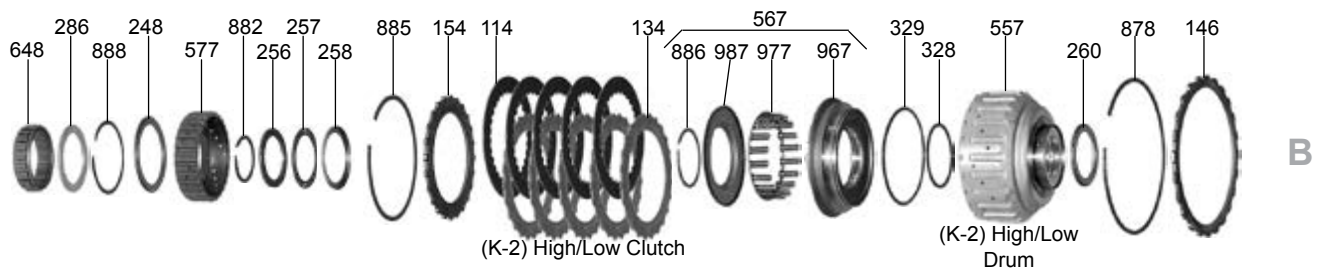
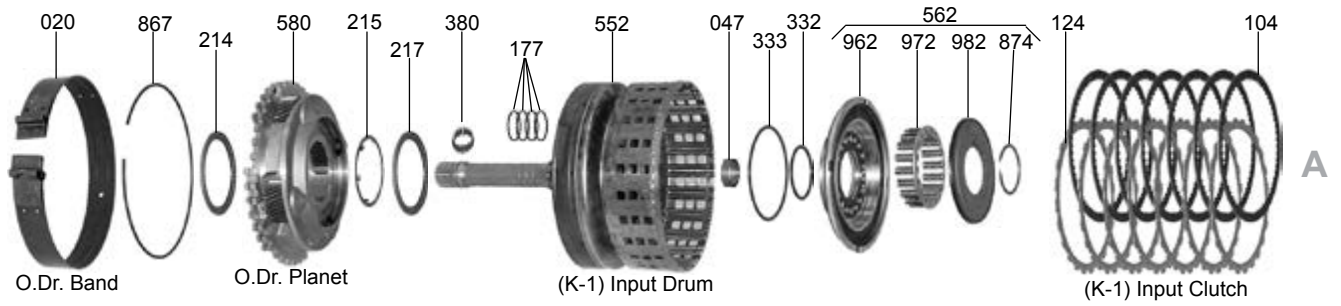


## RE5R05A, A5SR1-2





## RE5R05A, A5SR1-2

ILL#	Part#		QTY	REF#
<b>OVERHAUL KITS &amp; PISTON KITS</b>				
NI.....	K123900.....	Overhaul Kit, RE5R05A W/ Pistons, (5 Spd RWD) 2002-Up.....	1.....	N/A
NI.....	K123900X.....	Overhaul Kit, RE5R05A W/Out Pistons, (5 Spd RWD) 2002-Up.....	1.....	N/A
NI.....	K123900-99.....	Kit, Bonded Piston Retainers, RE5R05A, 3-Pistons, 2002-Up.....	1.....	N/A
<b>MASTER L/STEEL KITS</b>				
NI.....	DK12300S.....	Master L/Steels Kit, RE5R05A W/ Pistons (*50T Rev Brake Fric) 2002-Up.....	1.....	N/A
NI.....	DK12300XS.....	Master L/Steels Kit, RE5R05A W/O Pistons (*50T Rev Brake Fric) 2002-Up.....	1.....	N/A
NI.....	DK12300AS.....	Master L/Steels Kit, RE5R05A W/ Pistons (*40T, Rev Brake Fric) 2002-Up.....	1.....	N/A
NI.....	DK12300AXS.....	Master L/Steel Kit, RE5R05A W/O Pistons (*40T, Rev Brake Fric) 2002-Up.....	1.....	N/A
<b>MASTER W/STEELS KITS</b>				
NI.....	DK12300.....	Master W/Steels Kit, RE5R05A W/ Pistons (*50T Rev Brake Fric) 2002-Up.....	1.....	N/A
NI.....	DK12300X.....	Master W/Steels Kit, RE5R05A W/O Pistons (*50T Rev Brake Fric) 2002-Up.....	1.....	N/A
NI.....	DK12300A.....	Master W/Steel Kit, RE5R05A W/ Pistons (*40T, Rev Brake Fric) 2002-Up.....	1.....	N/A
NI.....	DK12300AX.....	Master W/Steel Kit, RE5R05A W/O Pistons (*40T, Rev Brake Fric) 2002-Up.....	1.....	N/A
<b>FILTERS</b>				
010.....	123710.....	Filter, RE5R05A (2WD & 4x4) (16 Bolt Holes) With Rectangle Pick-Up 5/16" Tall 02-Up.....	1.....	31728-97X00
<b>BANDS</b>				
020.....	123700.....	Band, RE5R05A Overdrive (Or Coast)(1 1/4" Wide) (Flex) 2002-Up.....	1.....	31630-90X00
<b>BUSHINGS</b>				
030.....	K123901.....	Bushing Kit, RE5R05A 2002-Up.....	1.....	TBA
034.....	123005.....	Bushing, RE5R05A Pump Body (1.925" OD, 1.810" ID) (Babbitt) 2002-Up.....	1.....	TBA
040.....	123017.....	Bushing, RE5R05A Overdrive Sun Gear/Overdrive Band Drum 2002-Up.....	1.....	TBA
040.....	123428.....	Bearing, Caged Needle, RE5R05A Overdrive Sun Gear/Overdrive Band Drum 2002-Up.....	1.....	TBA
043.....	123007.....	Bushing, RE5R05A High/Low Clutch Drum, .440" Wide, 1.760" ID, For Steel Drum.....	2.....	TBA
046.....	123008.....	Bushing, RE5R05A Direct Clutch Drum, .450" Wide, 2.70" ID, For Steel Drum.....	1.....	TBA
047.....	123009.....	Bushing, RE5R05A Input Clutch Drum (Rear) 2002-Up.....	1.....	TBA
052.....	123018.....	Bushing, RE5R05A Forward Sun Gear Shaft (Front) (1.240" ID) 2002-Up.....	1.....	TBA
052.....	123018A.....	Bushing, RE5R05A Forward Sun Gear Shaft (Front) (1.275" ID) 2002-Up.....	1.....	TBA
052B.....	123018B.....	Bushing, RE5R05A Forward Sun Gear Shaft (Rear) (3.90" Wide, 1.353" ID) 2002-Up.....	1.....	TBA
056.....	123019.....	Bushing, RE5R05A Rear Sun Gear (1.948" ID) 2002-Up.....	1.....	TBA
064.....	123000.....	Bushing, RE5R05A Case (1.379" ID) 2002-Up.....	1.....	TBA
066.....	123020.....	Bushing, RE5R05A Extension Housing (2WD) (1.734" ID) (Babbitt) 2002-Up.....	1.....	TBA
<b>METAL CLAD SEALS</b>				
070.....	93151.....	Seal, RE5R05A Pump (2.475" OD, 1.808" ID) 2002-Up.....	1.....	TBA
072.....	78197.....	Seal, RE5R05A Shift Lever (.867" OD, .468" ID) 2002-Up.....	2.....	TBA
074.....	69153.....	Seal, RE5R05A Extension Housing (2WD) (2.440" OD, 1.734" ID) 2002-Up.....	1.....	TBA
074.....	123160.....	Seal, RE5R05A Extension Housing (4WD) (2.560" OD, 1.835" ID) 2002-Up.....	1.....	TBA
<b>FRICTIONS</b>				
104.....	123101.....	Friction, RE5R05A Input Clutch, .069", 60T, (6.375" OD, 2002-Up.....	7.....	TBA
104.....	K123101.....	Friction Module, RE5R05A Input Cl "PowerPack" Alto (Replaces 6 Or 7 Plate Stack) 2002-Up.....	1.....	174756
106.....	123106.....	Friction, RE5R05A Direct Clutch, .071", 24T, 6.25" OD, 2002-Up.....	6.....	TBA
106.....	K123106.....	Friction Module, RE5R05A Direct Cl "PowerPack" Alto 2002-Up.....	1.....	174757
108.....	123105.....	Friction, RE5R05A Forward Clutch, .061", 39T, 5.784" OD, 2002-Up.....	5.....	TBA
110.....	123103.....	Friction, RE5R05A Reverse Cl, .069" 50 Teeth, 6.660" OD, 2002-Up.....	6.....	TBA
110.....	123103A.....	Friction, RE5R05A Reverse Cl, .064" 40 Teeth, 6.596" OD, 2002-Up.....	7.....	TBA
110.....	123103B.....	Friction, RE5R05A Reverse Cl, .071" 40 Teeth, 6.596" OD, 2002-Up *NLA*	5.....	TBA
112.....	123104.....	Friction, RE5R05A Low Coast Clutch, .064", 30T, 5.216" OD, 2002-Up.....	3.....	TBA
114.....	123102.....	Friction, RE5R05A High-Low/Rev Clutch, 0.63", 30T, 4.915" OD, 2002-Up.....	5.....	TBA
119.....	K123F.....	Friction Module, RE5R05A Except V-8 (W/ 50T B1 Rev Friction) 2002-Up.....	1.....	RCP96-188
119.....	K123F-1.....	Friction Module, RE5R05A Except V-8 (W/ 50T B1 Rev Friction) (Ray Stage-1) 2002-Up.....	1.....	RCPS-52
119.....	K123AF.....	Friction Module, RE5R05A V-8 (W/ 40T B1 Rev Friction) 2002-Up.....	1.....	RCP96-197
119.....	K123AF-1.....	Friction Module, RE5R05A V-8 (W/ 40T B1 Rev Friction) (Ray Stage-1) 2002-Up.....	1.....	RCPS-53
<b>STEELS</b>				
124.....	123111.....	Steel, RE5R05A Input Clutch, .079", 24T, 5.673" ID, 2002-Up.....	7.....	TBA
126.....	123116.....	Steel, RE5R05A Direct Clutch, .094") 24T, 5.539" ID, 2002-Up.....	6.....	TBA
128.....	123115.....	Steel, RE5R05A Forward Clutch, .079", 18T, 4.900" ID, 2002-Up.....	5.....	TBA
128.....	123115A.....	Steel, RE5R05A Forward Clutch, .063", 16T, 4.900" ID, 2002-Up.....	5.....	TBA
130.....	123113.....	Steel, RE5R05A Reverse Cl, .079" 18 Teeth, 5.900" ID, 2002-Up.....	6.....	TBA
130.....	123113A.....	Steel, RE5R05A Reverse Cl, .063" 18 Teeth, 5.930" ID, 2002-Up.....	7.....	TBA
130.....	123113B.....	Steel, RE5R05A Reverse Cl, .079" 18 Teeth, 5.930" ID, 2002-Up.....	5.....	TBA

# NISSAN

## RE5R05A, A5SR1-2

ILL#	Part#		QTY	REF#
132.....	123114	Steel, RE5R05A Low Coast Clutch, .077", 18T, 4.45" ID, 2001-04	4	31666-90X02
132.....	123114A	Steel, RE5R05A Low Coast Clutch, .070", 15T, 4.45" ID, 2005-Up	3	TBA
132.....	123114B	Steel, RE5R05A Low Coast Clutch, .062", 16T, 4.45" ID, 2005-Up	1-3	TBA
134.....	123112	Steel, RE5R05A High-Low Clutch, .094", 24T "Narrow" 3.735" ID, 2002-Up	5	TBA
134.....	123112A	Steel, RE5R05A High-Low Clutch, .094", 24T " Wide" 3.735" ID, 2002-Up	5	TBA
139.....	K123S	Steel Module, RE5R05A (W/ 50T Reverse Friction) 2002-Up	1	TBA
139.....	K123AS	Steel Module, RE5R05A (W/ 40T Reverse Friction) 2002-Up	1	TBA
<b>PRESSURE PLATES</b>				
144.....	123715	Pressure Plate, RE5R05A Input Clutch, .180", 24T, 5.682" ID, 2002-Up	1	TBA
144.....	123715A	Pressure Plate, RE5R05A Input Clutch, .164", 24T, 5.682" ID, 2002-Up	1	TBA
144.....	123715B	Pressure Plate, RE5R05A Input Clutch, .172", 24T, 5.682" ID, 2002-Up	1	TBA
146.....	123716	Pressure Plate, RE5R05A Direct Clutch, .154", 24T, 5.539" ID, 2002-Up	1	TBA
148.....	123717	Pressure Plate, RE5R05A Forward Clutch, .133", 18T, 4.895" ID, 2002-Up	1	TBA
148.....	123717A	Pressure Plate, RE5R05A Forward Clutch, .146", 18T, 4.895" ID, 2002-Up	1	TBA
148.....	123717B	Pressure Plate, RE5R05A Forward Clutch, .165", 18T, 4.895" ID, 2002-Up	1	TBA
148.....	123717C	Pressure Plate, RE5R05A Forward Clutch, .173", 18T, 4.895" ID, 2002-Up	1	TBA
150.....	123718	Pressure Plate, RE5R05A Reverse Clutch, .165", 18T, 5.938" ID, 2002-Up	1	TBA
150.....	123718A	Pressure Plate, RE5R05A Reverse Clutch, .173", 18T, 5.938" ID, 2002-Up	1	TBA
150.....	123718B	Pressure Plate, RE5R05A Reverse Clutch, .181", 18T, 5.938" ID, 2002-Up	1	TBA
150.....	123718C	Pressure Plate, RE5R05A Reverse Clutch, .189", 18T, 5.938" ID, 2002-Up	1	TBA
150.....	123718D	Pressure Plate, RE5R05A Reverse Clutch, .197", 18T, 5.938" ID, 2002-Up	1	TBA
150.....	123718E	Pressure Plate, RE5R05A Reverse Clutch, .205", 18T, 5.938" ID, 2002-Up	1	TBA
152.....	123719	Pressure Plate, RE5R05A Low Coast Cl, .164", 18T(.535" Wide Teeth) 4.442" ID, 2002-Up	1	TBA
152.....	123719A	Pressure Plate, RE5R05A Low Coast Cl, .172", 18T(.535" Wide Teeth) 4.442" ID, 2002-Up	1	TBA
152.....	123719B	Pressure Plate, RE5R05A Low Coast Cl, .210", 18T(.385" Wide Teeth) 4.442" ID, 2002-Up	1	TBA
152.....	123719C	Pressure Plate, RE5R05A Low Coast Cl, .227", 18T(.385" Wide Teeth) 4.442" ID, 2002-Up	1	TBA
152.....	123719D	Pressure Plate, RE5R05A Low Coast Cl, .142", 15T(.375" Wide Teeth) 4.442" ID, 2002-Up	1	TBA
154.....	123720	Press Plate, RE5R05A High-Low Cl, .163", 24T(.210" Wide Teeth) 3.727" ID, Fits Alum Drum	1	TBA
154.....	123720A	Press Plate, RE5R05A High-Low Cl, .172", 24T(.210" Wide Teeth) 3.740" ID, Fits Alum Drum	1	TBA
154.....	123720B	Press Plate, RE5R05A High-Low Cl, .156", 24T(.335" Wide Teeth) 3.740" ID, Fits Steel Drum	1	TBA
154.....	123720C	Press Plate, RE5R05A High-Low Cl, .164", 24T(.335" Wide Teeth) 3.740" ID, Fits Steel Drum	1	TBA
154.....	123720D	Press Plate, RE5R05A High-Low Cl, .171", 24T(.335" Wide Teeth) 3.740" ID, Fits Steel Drum	1	TBA
<b>SEALING RINGS</b>				
175.....	K123903	Ring Kit, RE5R05A, 2002-Up	1	TBA
177.....	123300	Ring, RE5R05A Input Shaft (1.177" OD) Teflon (Lap Joint) 2002-Up	4	TBA
179.....	123301	Ring, RE5R05A Center Supp/Reverse Clutch (2.928" OD) Teflon (Lap Joint) 2002-Up	3	TBA
183.....	123302	Ring, RE5R05A Forward Sun Gear Shaft (1.745" OD) Teflon (Lap Joint) 2002-Up	4	TBA
184.....	123303	Ring, RE5R05A Output Shaft To Fwd Sun Gear Shaft (1.320" OD) Teflon (Butt Joint) 02-	2	TBA
<b>WASHERS &amp; BEARINGS</b>				
209.....	123415A	Caged Needle Bearing, Stator Shaft (Rear) 1.500" OD (Presses Into Stator) 2002-Up	1	TBA
210.....	123431AA	Race, Stator (Rear) (*Specify Thickness .031" To .071") 2.875" OD (2.250" ID) 02-Up	1	TBA
211.....	123416A	Bearing W/Race, RE5R05A Stator (Rear) (.113" Thick) 2.946" OD (2.368" ID) 2002-Up	1	TBA
212.....	123401A	End Cap Washer, RE5R05A 3rd Sprag (Brass) 2.325" OD (1.835" ID) 2002-Up	1	TBA
214.....	123417A	Bearing W/Race, RE5R05A OD Sun Gear To Overdrive Planet (Stays In Planet) 2002-Up	1	TBA
215.....	123432A	Race, RE5R05A OD Planet To Input Drum (With 3 Inner Tabs) (.030" Thick) 2002-Up	1	TBA
217.....	123418A	Bearing W/Race, RE5R05A OD Planet To Input Drum (.110" Thick) 2.948" OD, 2002-Up	1	TBA
226.....	123419A	Bearing W/Race, RE5R05A Center Supp To Low Coast Cl Hub (.125" Thk, 2.355" OD)	1-3	TBA
229.....	123420A	Bearing W/Race, Direct Clutch Drum To Center Support (.109" Thick) 3.615" OD 2002-Up	1	TBA
232.....	123421A	Bearing W/Race, Input Drum To Fwd Planet (.110" Thick) 1.842" OD, 1.145" ID, 2002-Up	1	TBA
234.....	123402A	Washer, Rear Sprag Outer Race To Low Coast Clutch Hub (With 3 Outer Tabs) 2002-Up	1	TBA
235.....	123419A	Bearing W/Race, RE5R05A, Low Coast Clu Hub To Case (.125" Thk, 2.355" OD) 2002-Up	1	TBA
236.....	123433A	Race, Low Coast Clu Hub #579 To Case (W/Shoulder) 2.258" OD (1.788" ID) 2002-Up	1	TBA
238.....	123422A	Bearing W/Race, Fwd Planet To Rear Planet (.118" Thick) 3.295" OD (2.705" ID) 2002-Up	1	TBA
239.....	123434A	Race, Fwd Planet To Rear Planet (With 4 Outer Tabs) .023" Thick (3.150" OD) 2002-Up	1	TBA
248.....	123423A	Bearing W/Races, Rear Sun Gear To High-Low Clu Hub (.142" Thick) 3.616" OD 2002-Up	1	TBA
251.....	123424A	Bearing W/Race, Rear Planet To Rear Sun Gear (.110" Thk) 3.137" OD, 2.60" ID, 2002-Up	1	TBA
256.....	123435A	Race, High-Low Clutch Hub To High-Low Clutch Drum (Front) (.110" Thick) 2002-Up	1	TBA
257.....	123425A	Bearing, High-Low Clu Hub To High-Low Clu Drum (.078" Thick) 2.350" OD, 2002-Up	1	TBA
258.....	123436A	Race, High-Low Clu Hub To High-Low Clu Drum (Rear) W/ Outer Shoulder, 2002-Up	1	TBA
260.....	123426A	Bearing W/Races, High-Low Clu Drum To Center Supp #632 (.141" Thick) 2002-Up	1	TBA
263.....	123427A	Bearing W/Races, RE5R05A Case To Park Gear (.158" Thick) 2.552" OD (1.858" ID) 2002-Up	1	TBA
270.....	123437A	Race, Output Shaft To Ext Housing (.194" Thick) 2.272" OD (1.460" ID) 2002-Up	1	TBA
272.....	123419A	Bearing W/Race, RE5R05A, Output Shaft To Extension Hsg (.125" Thk, 2.355" OD) 2002-Up	1	TBA
285.....	123403A	End Cap Washer, RE5R05A Rear Sprag (Brass) 3.639" OD (2.895" ID) 2002-Up	2	TBA
286.....	123404A	End Cap Washer, RE5R05A 1st One Way Clutch (Brass) 2.600" OD (1.945" ID) 2002-Up	1	TBA



## RE5R05A, A5SR1-2

ILL#	Part#		QTY	REF#
<b>GASKETS &amp; RUBBER COMPONENTS</b>				
300.....	123500.....	Gasket, Pan, RE5R05A (All Exc Kia) 2002-Up.....	1.....	TBA
300.....	123500B.....	Gasket, Pan, AS5R1/2, Kia 2005-Up.....	1.....	TBA
305.....	123272.....	Gasket, RE5R05A 2WD Extension Hsg, All, 2002-Up.....	1.....	62389
305.....	123272A.....	Gasket, RE5R05A 4WD Adapter Hsg (Europe & Some US-Most US Use Sealant No Gskt) 2002-Up.....	1.....	62125
311.....	123516A.....	O-Ring, RE5R05A Pump Body To Stator, 2002-Up.....	1.....	TBA
344.....	123511A.....	O-Ring, RE5R05A Pump Stator To Case 2002-Up.....	1.....	TBA
380.....	96508A.....	O-Ring, RE5R05A, Input Shaft, 2002-Up.....	1.....	TBA
NI.....	K123526.....	Gasket Kit, Valve Body, 3-Sets (Covers All Years) 2002-Up.....	1.....	TBA
NI.....	123526.....	Gasket, Valve Body, Upper, 2002-04.....	1.....	TBA
NI.....	123526A.....	Gasket, Valve Body, Upper, 2005-08.....	1.....	TBA
NI.....	123526B.....	Gasket, Valve Body, Upper, 2008-Up.....	1.....	TBA
NI.....	123527.....	Gasket, Valve Body, Lower, 2002-04.....	1.....	TBA
NI.....	123527A.....	Gasket, Valve Body, Lower, 2005-08.....	1.....	TBA
NI.....	123527B.....	Gasket, Valve Body, Lower, 2008-Up.....	1.....	TBA
<b>TECHNICAL MANUALS</b>				
400.....	TMRE5R05A.....	Technical Manual, RE5R05A (5 Speed RWD) 2002-Up.....	1.....	TBA
<b>ELECTRICAL COMPONENTS</b>				
410.....	123991.....	Switch, PRNDL/MLPS (W/ One 10- Prong & One 3-Prong Conn) (# PPS-GF40) 2002-Up.....	1.....	TBA
421.....	123934A.....	Solenoid, RE5R05A, Input CI (#421) Direct CI (#422) High / Low Rev CI (#423) (#260 130 030).....	1-3.....	31941-90X00
		Rubber Tip On Opposite End Of O-Ring, 2002-Up.....		
425.....	123933A.....	Solenoid, RE5R05A, TCC (#425) Line Pressure (#428) Front Brake CI (#450) (#260 130 031).....	1-3.....	31941-90X01
		Has Flat End On Opposite End Of O-Ring, 2002-Up.....		
433.....	123929A.....	Solenoid, RE5R05A, Low Coast CI, Low OHM (10-15) 2002-Up.....	1.....	31941-1XA02
433.....	123929B.....	Solenoid, RE5R05A, Low Coast CI, High OHM (20-40) (#260 120 042) 2002-Up.....	1.....	31941-1FX02
436.....	123958A.....	Sensor, RE5R05A VSS (Output Speed Sensor) (Cast # RS-609) (3 Pin Conn) 2002-Up.....	1.....	TBA
437.....	123952A.....	Sensor, RE5R05A Temperature (With 2 Prong Connector) 2002-Up.....	1.....	TBA
438.....	123954A.....	Sensor, RE5R05A, Input Speed Sensor, 2002-Up.....	1.....	TBA
444.....	123981A.....	Connector, RE5R05A Case (10 Prong) 2002-Up.....	1.....	TBA
446A.....	123988A.....	Wire Harness, RE5R05A Internal (With 10 Prongs For The Case Conn) (With One 10-Prong.....	1.....	TBA
		Circuit Board Connector & Two 2-Prong Connectors) 2002-Up.....		
446B.....	123988B.....	Wire Harn, Internal (W/ Two 9-Wire Conn) (Connects PRNDL Sw To Circuit Board) 02-Up.....	1.....	TBA
446C.....	123988C.....	Wire Harn Internal / TCM (Black Plastic Circuit Board) W/ One 10-Prong, One 9-Prong.....	1.....	TBA
		One 2-Prong Conn, 7-Solenoid Conn (#260 550 002 On Solenoid Side, 2002-Up.....		
<b>PUMPS &amp; PUMP COMPONENTS</b>				
500.....	123912B.....	Pump, RE5R05A, 5-7/8" Long Shaft, 26-Element Sprag (1.830" OD Sprag Race, No Step).....	1.....	TBA
500.....	123912A.....	Pump, RE5R05A, 6-1/4" Long Shaft, 26-Element Sprag (1.830" OD Sprag Race, No Step).....	1.....	TBA
500.....	123912D.....	Pump, RE5R05A, 5-7/8" Long Shaft, 28-Element Sprag (1.995" OD Sprag Race, W/ Step).....	1.....	TBA
500.....	123912C.....	Pump, RE5R05A, 6-1/4" Long Shaft, 28-Element Sprag (1.995" OD Sprag Race, W/ Step).....	1.....	TBA
510.....	123916A.....	Pump Body W/Gears, RE5R05A (Cast Iron) (13 Lug Inner Gear, With Mill Flats) 2002-Up.....	1.....	TBA
520.....	123912B.....	Stator, RE5R05A, 5-7/8" Long Shaft, 26-Element Sprag (1.830" OD Sprag Race, No Step).....	1.....	TBA
520.....	123912A.....	Stator, RE5R05A, 6-1/4" Long Shaft, 26-Element Sprag (1.830" OD Sprag Race, No Step).....	1.....	TBA
520.....	123912D.....	Stator, RE5R05A, 5-7/8" Long Shaft, 28-Element Sprag (1.995" OD Sprag Race, W/ Step).....	1.....	TBA
520.....	123912C.....	Stator, RE5R05A, 6-1/4" Long Shaft, 28-Element Sprag (1.995" OD Sprag Race, W/ Step).....	1.....	TBA
530.....	K123201A.....	Pump Gear Set, RE5R05A (13 Lug Inner Gear, With Mill Flats) (.500" Thick) 2002-Up.....	1.....	TBA
<b>DRUMS &amp; CLUTCH HUBS</b>				
552.....	123732A.....	Drum, Input Clutch W/Shaft, W/ 106T Ring Gear, 8.250" Shaft, 2002-Up.....	1.....	TBA
552.....	123732B.....	Drum, Input Clutch W/Shaft, W/ 106T Ring Gear, 7.375" Shaft, 2002-Up.....	1.....	TBA
552.....	123732C.....	Drum, Input Clutch W/Shaft, W/ 102T Ring Gear, 8.250" Shaft, 2002-Up.....	1.....	TBA
552.....	123732D.....	Drum, Input Clutch W/Shaft, W/ 102T Ring Gear, 7.375" Shaft, 2002-Up.....	1.....	TBA
555.....	123733A.....	Drum, RE5R05A Direct Clutch (Aluminum) 50T Hub 2002-Up.....	1.....	TBA
555.....	123733B.....	Drum, RE5R05A Direct Clutch (Steel) 40T Hub, 2002-Up.....	1.....	TBA
557.....	123734A.....	Drum, RE5R05A High-Low Clutch (Aluminum) With Race On Back Of Drum, 3.14" Tall.....	1.....	TBA
557.....	123734B.....	Drum, RE5R05A High-Low Clutch (Aluminum) No Race On Back Of Drum, 2.66" Tall.....	1.....	TBA
557.....	123734C.....	Drum, RE5R05A High-Low Clutch (Steel) With Race On Back Of Drum, 3.14" Tall.....	1.....	TBA
559.....	123735A.....	Drum/Piston, RE5R05A Low Coast Drum/Forward CI Piston (Cast # 31575 90X01).....	1.....	TBA
559.....	123735B.....	Drum/Piston, RE5R05A Low Coast Drum/Forward CI Piston (Uses 16T Low Coast Steel).....	1.....	TBA
562.....	K123762A.....	Piston Kit, RE5R05A Input Clutch, 1.180" Thick Aluminum Piston, 2002-Up.....	1.....	TBA
562.....	K123762B.....	Piston Kit, RE5R05A Input Clutch, 1.255" Thick Aluminum Piston, 2002-Up.....	1.....	TBA
562.....	K123762C.....	Piston Kit, RE5R05A Input Clutch, 1.970" Thick Aluminum Piston, 2002-Up.....	1.....	TBA
565.....	K123763A.....	Piston Kit, RE5R05A Direct Clutch, 2.410" Thick Aluminum Piston, 2002-Up.....	1.....	TBA
565.....	K123763B.....	Piston Kit, RE5R05A Direct Clutch, 2.605" Thick Aluminum Piston, 2002-Up.....	1.....	TBA
566.....	K123764A.....	Piston Kit, RE5R05A Reverse Clutch, 1.015" Thick Aluminum Piston, Uses Outer D-Ring.....	1.....	TBA
566.....	K123764B.....	Piston Kit, RE5R05A Reverse Clutch, 1.015" Thick Aluminum Piston, Uses Outer Lip Seal.....	1.....	TBA

# NISSAN

## RE5R05A, A5SR1-2

ILL#	Part#		QTY	REF#
566.....	K123764C.....	Piston Kit, RE5R05A Reverse Clutch, 1.195" Thick Aluminum Piston, Uses Outer Lip Seal .....	1.....	TBA
567.....	K123765A.....	Piston Kit, RE5R05A High-Low Clutch, 1.050" Thick Aluminum Piston, 2002-Up .....	1.....	TBA
567.....	K123765B.....	Piston Kit, RE5R05A High-Low Clutch, 1.225" Thick Aluminum Piston, 2002-Up .....	1.....	TBA
569.....	K123766A.....	Piston Kit, RE5R05A Low Coast Clutch, Alum Piston, 5.163" OD (Includes ILL# 871 To 559) .....	1.....	TBA
577.....	123741A.....	Hub, High-Low Clutch, 30T, 46 Internal Splines, 1.00" Thick, 2002-Up .....	1.....	TBA
579.....	123742A.....	Clutch Hub, Low Coast Clu W/ Inner Race, 42 Internal Splines, 1.590" Thick, 2002-Up .....	1.....	TBA
579.....	123742B.....	Clutch Hub, Low Coast Clu W/ Inner Race, 42 Internal Splines, 1.890" Thick, 2002-Up .....	1.....	TBA
<b>PLANETS, RING GEARS, SUN GEARS &amp; CENTER SUPPORTS</b>				
580.....	123749A.....	Planet, Overdrive (Aluminum) 4-Gear, 28T Pinion, Uses 50T Sun Gear, 2002-Up .....	1.....	TBA
580.....	123749B.....	Planet, Overdrive (Aluminum) 4-Gear, 24T Pinion, Uses 54T Sun Gear, 2002-Up .....	1.....	TBA
580.....	123749C.....	Planet, Overdrive (Cast Iron) 5-Gear, 25T Pinion, Uses 53T Sun Gear, 2002-Up .....	1.....	TBA
582.....	123747A.....	Planet, Forward (Steel) 4-Gear, Uses 42T Sun Gear, 2002-Up .....	1.....	TBA
582.....	123747B.....	Planet, Forward (Steel) 4-Gear, Uses 43T Sun Gear, 2002-Up .....	1.....	TBA
582.....	123747C.....	Planet, Forward (Steel) 5-Gear, Uses 43T Sun Gear, 2002-Up .....	1.....	TBA
584.....	123748.....	Planet, Rear (Aluminum) 4-Gear, Uses 62T Sun Gear, 110T Ring Gear, 2002-Up .....	1.....	TBA
584.....	123748A.....	Planet, Rear (Cast Iron) 4-Gear, Uses 62T Sun Gear, 110T Ring Gear, 2002-Up .....	1.....	TBA
584.....	123748B.....	Planet, Rear (Cast Iron) 5-Gear, Uses 61T Sun Gear, 99T Ring Gear, 2002-Up .....	1.....	TBA
584.....	123748C.....	Planet, Rear (Aluminum) 4-Gear, Uses 62T Sun Gear, 98T Ring Gear, 2002-Up .....	1.....	TBA
592.....	123757A.....	Ring Gear, Forward Planet, 78T, 16-Lugs, 2002-Up .....	1.....	TBA
594.....	123758A.....	Ring Gear, Rear Planet With Connecting Shell W/ 110T Ring Gear, 2002-Up .....	1.....	TBA
594.....	123758B.....	Ring Gear, Rear Planet With Connecting Shell W/ 99T Ring Gear, 2002-Up .....	1.....	TBA
594.....	123758C.....	Ring Gear, Rear Planet With Connecting Shell W/ 98T Ring Gear 2002-Up .....	1.....	TBA
610.....	123759.....	Sun Gear/Band Drum, Overdrive, W/3rd Sprag, 53T Sun Gear, Uses Bearing, 2002-Up .....	1.....	TBA
610.....	123759A.....	Sun Gear/Band Drum, Overdrive, W/3rd Sprag, 50T Sun Gear, Uses Bushing, 2002-Up .....	1.....	TBA
610.....	123759B.....	Sun Gear/Band Drum, Overdrive, W/3rd Sprag, 50T Sun Gear, Uses Bearing, 2002-Up .....	1.....	TBA
610.....	123759C.....	Sun Gear/Band Drum, Overdrive, W/3rd Sprag, 54T Sun Gear, Uses Bearing, 2002-Up .....	1.....	TBA
612.....	123755A.....	Sun Gear W/Shaft, Forward Planet, 42T, 9.25" Long 2002-Up .....	1.....	TBA
612.....	123755B.....	Sun Gear W/Shaft, Forward Planet, 42T, 9.50" Long 2002-Up .....	1.....	TBA
612.....	123755C.....	Sun Gear W/Shaft, Forward Planet, 43T, 9.50" Long 2002-Up .....	1.....	TBA
614.....	123756.....	Sun Gear, Rear Planet, W/ 1st Sprag, 62T, 3.792" OD 2002-Up .....	1.....	TBA
614.....	123756A.....	Sun Gear, Rear Planet, W/ 1st Sprag, 62T, 3.410" OD 2002-Up .....	1.....	TBA
614.....	123756B.....	Sun Gear, Rear Planet, W/ 1st Sprag, 61T, 2002-Up .....	1.....	TBA
632.....	123826A.....	Center Supp/Piston Hsg, Includes #966 Piston, 2.55" Tall Ring Tower, 4-Balls Under #226 Brg .....	1.....	TBA
632.....	123826B.....	Center Supp/Piston Hsg, Includes #966 Piston, 3.20" Tall Ring Tower, 4-Balls Under #226 Brg .....	1.....	TBA
632.....	123826C.....	Center Supp/Piston Hsg, Includes #966 Piston, 3.20" Tall Ring Tower, 5-Balls Under #226 Brg .....	1.....	TBA
639.....	123639.....	Clip, Anti-Rattle, Reverse Cl (Z-Shaped) 1.160" Long) 2002-Up .....	1.....	TBA
<b>SPRAGS &amp; ONE WAY CLUTCHES</b>				
644.....	123727A.....	Sprag, RE5R05A Rear (Fwd) 28-Lug, .555" Wide, 2002-Up .....	1.....	TBA
644.....	123727B.....	Sprag, RE5R05A Rear (Fwd) 28-Lug, .835" Wide, 2002-Up .....	1.....	TBA
646.....	123728A.....	Sprag, RE5R05A 3rd, 26 Lugs 2002-Up .....	1.....	TBA
646.....	123728B.....	Sprag, RE5R05A 3rd, 28 Lugs 2002-Up .....	1.....	TBA
648.....	123724A.....	Sprag, RE5R05A 1st One Way Clutch, 22 Lugs, 2002-Up .....	1.....	TBA
665.....	K123730A.....	Kit, Outer Race, RE5R05A Rear Sprag, .853" Wide (Includes ILL# 890 To 579) .....	1.....	TBA
665.....	K123730B.....	Kit, Outer Race, RE5R05A Rear Sprag, 1.130" Wide (Includes ILL# 890 To 579) .....	1.....	TBA
<b>SHAFTS &amp; PARK GEARS</b>				
678.....	123851A.....	Output Shaft, 2WD, 19 7/8" Long, 6.25" From End Of Shaft To Front Ring Groove, 2002-Up .....	1.....	TBA
678.....	123851B.....	Output Shaft, 4WD, 18" Long, 6.25" From End Of Shaft To Front Ring Groove, 2002-Up .....	1.....	TBA
678.....	123851C.....	Output Shaft, 2WD/4WD, 18" Long, 5.50" From End Of Shaft To Front Ring Groove, 2002-Up .....	1.....	TBA
678.....	123851D.....	Output Shaft, Kia 4WD, 18.375" Long, 2002-Up .....	1.....	TBA
690.....	123824A.....	Parking Gear, RE5R05A, 20-Lugs, 2002-Up .....	1.....	TBA
690.....	123824B.....	Parking Gear, Kia, RE5R05A, 18-Lugs, 2002-Up .....	1.....	TBA
<b>VALVE BODIES</b>				
740.....	123754A.....	VB, 1st Des, Non-TCM, 10-15 OHM Low Sol, 2-N/R Accum, Empty Rev Brake Press Valve Bore .....	1.....	TBA
740.....	123754B.....	VB, 1st Des, Non-TCM, *20-40 OHM Low Sol, 2-N/R Accum, Empty Rev Brake Press Valve Bore .....	1.....	TBA
740.....	123754C.....	VB, 2nd Des, TCM(Not Included) 10-15 OHM Low Sol, 2-N/R Accum, Has Rev Brake Press Valve .....	1.....	TBA
740.....	123754D.....	VB, 2nd Des, TCM(Not Included) *20-40 OHM Low Sol, 2-N/R Accum, Has Rev Brake Press Valve .....	1.....	TBA
740.....	123754E.....	VB, 3rd Des, Late TCM & Press Switch Assy(Not Included) 1-Large N/R Accumulator .....	1.....	TBA
		*20-40 OHM Low Coast Solenoid Has Cast # 260 120 042 .....		
<b>VALVE BODY COMPONENTS</b>				
741.....	63741-01K.....	Oversized Press Regulator Valve & Boost Valve Assy, Requires Tools: F-63741-TL & VB-FIX .....	1.....	63741-01K
741.....	63741-05K.....	TCC Control Valve Assembly, RE5R05A .....	1.....	63741-05K
741.....	63741-07K.....	Cooler Bypass Valve Kit, RE5R05A, Requires Tools: F-63741-TL7 & VB-FIX .....	1.....	63741-07K
<b>HOUSINGS, CASES &amp; PANS</b>				

## RE5R05A, A5SR1-2

ILL#	Part#		QTY	REF#
750.....	123703A.....	Bell Hsg, Starter At 8:00, 3" Top Bolts, Cast # 97X30 Or RXDVQ40, 13-Holes To Engine .....	1 .....	TBA
750.....	123703B.....	Bell Hsg, Starter At 3:30, 6-5/16" Top Bolts, Cast # VH4W .....	1 .....	TBA
750.....	123703C.....	Bell Hsg, Starter At 8:00 & 3:30, 3" Top Bolts, Cast # VQ2M, 16-Holes To Engine .....	1 .....	TBA
750.....	123703D.....	Bell Hsg, Starter 3:30, 3" Top Bolts, Cast # VQ4W, 15-Holes To Engine .....	1 .....	TBA
750.....	123703E.....	Bell Hsg, Starter At 9:00, 6-5/16" Top Bolts .....	1 .....	TBA
750.....	123703F.....	Bell Hsg, Starter At 12:00, 7-1/2" Top Bolts, Cast # 95X30 Or VH55, 13-Holes To Engine .....	1 .....	TBA
750.....	123703G.....	Bell Hsg, Kia, Starter At 8:00, 3-1/2" Top Bolts, 12-Holes To Engine .....	1 .....	TBA
760.....	123701A.....	Case, 2WD, Cast # MCO, Smooth On Top, Linkage On Pass Side, Dipstick In Case .....	1 .....	TBA
760.....	123701B.....	Case, Cast #RXO 4W #1 On Top .....	1 .....	TBA
760.....	123701C.....	Case, 4WD, Cast # MCO, 2-Ribs On Top, Linkage On Pass Side, Dipstick In Case .....	1 .....	TBA
760.....	123701D.....	Case, 2WD, Cast # RXO 2W #5, Smooth On Top, Linkage On Driver Side, Dipstick In Case .....	1 .....	TBA
760.....	123701E.....	Case, 4WD, Cast # LK, 2-Ribs On Back, Linkage On Driver Side, Dipstick In Case .....	1 .....	TBA
760.....	123701F.....	Case, Kia, 4WD, Cast # LK, 2-Ribs On Top, Linkage On Pass Side, Dipstick In Pan .....	1 .....	TBA
765.....	123801A.....	Pan, 2WD & 4x4, 22 Bolt Holes, 1-5/8" Deep In Middle, No Filler Tube In Pan .....	1 .....	TBA
765.....	123801B.....	Pan, Kia, Dipstick Tube In Pan .....	1 .....	TBA
770.....	123702A.....	Ext Hsg, 2WD 7.750", Cast # 97X06, Uses 2.440" OD Seal, 4-Threaded Mounting Bosses .....	1 .....	TBA
770.....	123702B.....	Ext Hsg, 4WD, 6.875", Cast # GKC-T#1, 14-Bolts To Transfer Case .....	1 .....	TBA
770.....	123702C.....	Ext Hsg, 4WD, 8.750", 10-Bolts To Transfer Case .....	1 .....	TBA
770.....	123702D.....	Ext Hsg, Kia 4WD, 6.065", 8-Bolts To Transfer Case .....	1 .....	TBA
853.....	123141A.....	Cushion, RE5R05A Forward Clutch, .094", 5.878" OD, 4.830" ID, 2002-Up .....	1 .....	TBA
857.....	123142A.....	Cushion, RE5R05A Reverse Clutch, .079", Dishd, 6.688" OD, 2002-Up .....	1 .....	TBA
857.....	123142B.....	Cushion, RE5R05A Reverse Clutch, .094", Dishd, 6.688" OD, 2002-Up .....	1 .....	TBA

### SNAP RINGS

866.....	123601.....	Snap Ring, RE5R05A Holds 3rd Sprag In Band Drum #610 (.037" Thick) 2.515" OD (2.204" ID) .....	1 .....	TBA
866.....	123601A.....	Snap Ring, RE5R05A Holds 3rd Sprag In Band Drum #610 (.038" Thick) 2.690" OD (2.375" ID) .....	1 .....	TBA
867.....	123602.....	Snap Ring, RE5R05A Holds OD Planet To Shell (.078" Thick) 7 3/16" OD (6 15/16" ID) .....	1 .....	TBA
871.....	123603.....	Snap Ring, RE5R05A Holds Low Coast Clutch Springs In (.047" Thick) 2.268" OD (2.002" ID) .....	1 .....	TBA
873.....	123604.....	Snap Ring, RE5R05A Holds Input Clutch Pressure Plate In (.079" Thick) 6 3/4" OD (6 3/8" ID) .....	1 .....	TBA
874.....	123605.....	Snap Ring, RE5R05A Holds Input Clutch Retainer In (.063" Thick) 2.008" OD (1.736" ID) .....	1 .....	TBA
876.....	123606.....	Snap Ring, RE5R05A Holds Forward Clu Press Plate In (.072" Thick) 6-5/16" OD .....	1 .....	TBA
876.....	123606A.....	Snap Ring, RE5R05A Holds Forward Clu Press Plate In (.079" Thick) 6-5/16" OD .....	1 .....	TBA
878.....	123607.....	Snap Ring, RE5R05A Holds Direct Clutch Pressure Plate In (.086" Thick) 6-11/16" OD .....	1 .....	TBA
878.....	123607A.....	Snap Ring, RE5R05A Holds Direct Clutch Pressure Plate In (.094" Thick) 6-11/16" OD .....	1 .....	TBA
878.....	123607B.....	Snap Ring, RE5R05A Holds Direct Clutch Pressure Plate In (.102" Thick) 6-11/16" OD .....	1 .....	TBA
879.....	123608.....	Snap Ring, RE5R05A Holds Direct Clutch Retainer In Drum (.062" Thick) 3.257" OD .....	1 .....	TBA
881.....	123609.....	Snap Ring, RE5R05A Holds Fwd Ring Gear To Alum Rear Planet (.063" Thick) 5.475" OD .....	1 .....	TBA
881.....	123609A.....	Retainer Ring, RE5R05A Holds Fwd Ring Gear To Steel Rear Planet (5.19" OD, Tin, 15-Holes) .....	1 .....	TBA
882.....	123610.....	Snap Ring, RE5R05A High-Low Cl Hub To Fwd Sun Gear Shaft (.079" Thk) 1.916" OD .....	1 .....	TBA
883.....	123611.....	Snap Ring, RE5R05A Holds Center Support In Case (.158" Thick) 7 1/4" OD (6 5/8" ID) 2002-Up .....	1 .....	TBA
885.....	123612.....	Snap Ring, RE5R05A Holds High-Low Clu Press Plate In (.078" Thick) 5.322" OD (4.935" ID) .....	1 .....	TBA
886.....	123613.....	Snap Ring, RE5R05A Holds High-Low Clu Retainer In (.040" Thick) 2.478" OD (2.203" ID) .....	1 .....	TBA
888.....	123614.....	Snap Ring, RE5R05A Holds 1st One Way Clutch Hub In Rear Sun Gear (.038" Thick) .....	1 .....	TBA
890.....	123615.....	Snap Ring, RE5R05A Holds Rear Sprag To Outer Race (.037" Thick) 3.935" OD .....	2 .....	TBA
890.....	123615A.....	Snap Ring, RE5R05A Holds Rear Sprag To Outer Race (.037" Thick) 3.830" OD .....	2 .....	TBA
891.....	123616.....	Snap Ring, RE5R05A Holds Reverse Clutch Spring In (.047" Thick) 7 3/16" OD .....	1 .....	TBA
891.....	123616A.....	Snap Ring, RE5R05A Holds Reverse Clutch Spring In (.066" Thick) 7 3/16" OD .....	1 .....	TBA
892.....	123617.....	Snap Ring, RE5R05A Holds Reverse Clu Press Plate In Case (.078" Thick) 7-3/16" OD .....	1 .....	TBA

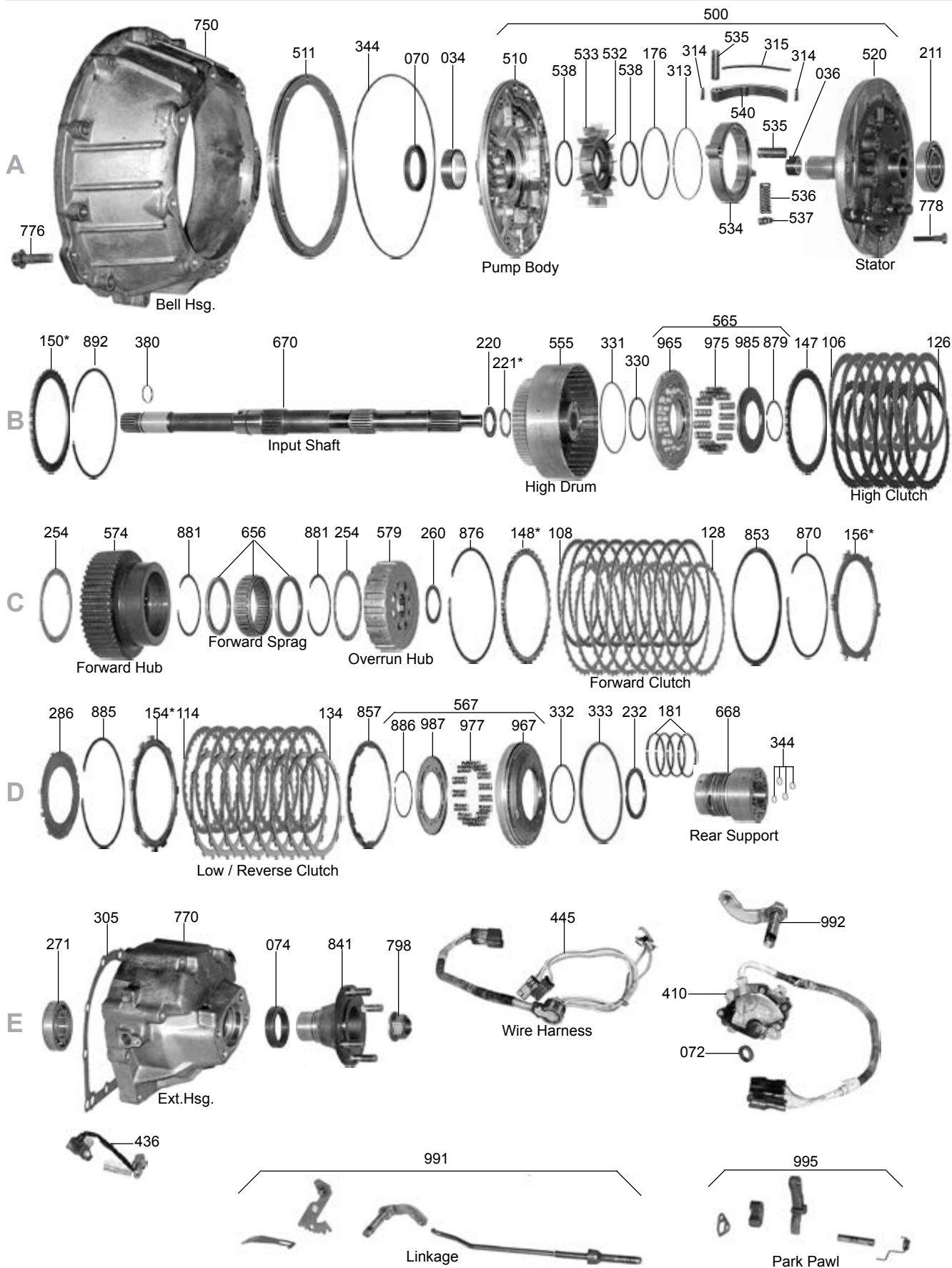
### PISTONS, SERVOS & MISCELLANEOUS

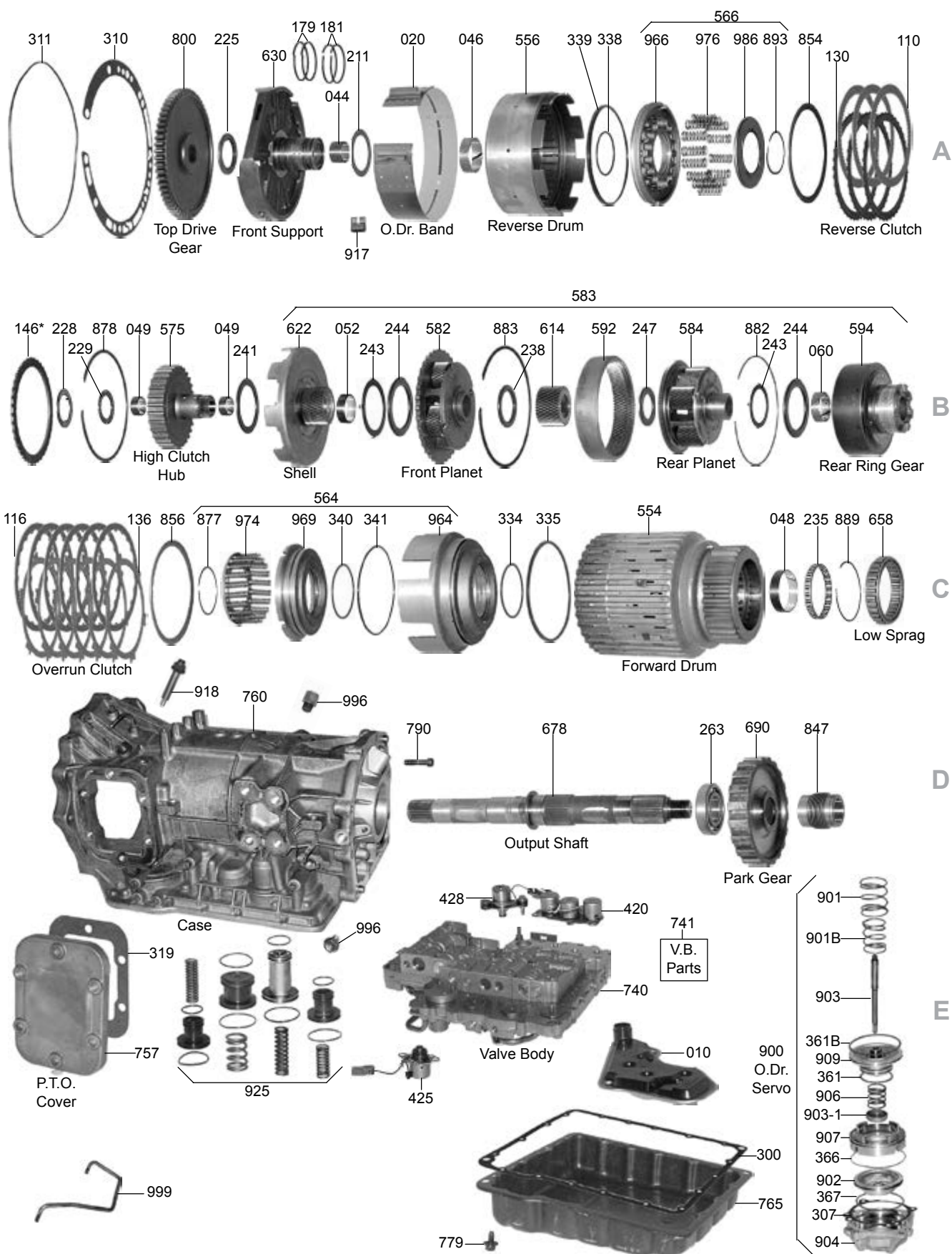
900.....	K123525.....	Servo Assembly, RE5R05A Overdrive (Piston Cast # 31695) 2002-Up .....	1 .....	TBA
962.....	123762A.....	Piston, RE5R05A Input Clutch (Aluminum) 1.180" Thick .....	1 .....	TBA
962.....	123762B.....	Piston, RE5R05A Input Clutch (Aluminum) 1.255" Thick .....	1 .....	TBA
962.....	123762C.....	Piston, RE5R05A Input Clutch (Aluminum) 1.970" Thick .....	1 .....	TBA
965.....	123763A.....	Piston, RE5R05A Direct Clutch (Aluminum) (Cast #11605-55201) .....	1 .....	TBA
965.....	123763B.....	Piston, RE5R05A Direct Clutch (Aluminum) (Cast #11601-55204) .....	1 .....	TBA
966.....	123764A.....	Piston, RE5R05A Reverse Clutch (Aluminum) 1.015" Thick, Uses Outer "D"-Ring Seal .....	1 .....	TBA
966.....	123764B.....	Piston, RE5R05A Reverse Clutch (Aluminum) 1.015" Thick, Uses Outer Lip Seal .....	1 .....	TBA
966.....	123764C.....	Piston, RE5R05A Reverse Clutch (Aluminum) 1.195" Thick, Uses Outer Lip Seal .....	1 .....	TBA
967.....	123765A.....	Piston, RE5R05A High-Low Clutch (Aluminum) 1.050" Thick .....	1 .....	TBA
967.....	123765B.....	Piston, RE5R05A High-Low Clutch (Aluminum) 1.225" Thick .....	1 .....	TBA
969.....	123766A.....	Piston, RE5R05A Low Coast Clutch (Aluminum) (5.163" OD) 2002-Up .....	1 .....	TBA
972.....	123872.....	Springs W/ Retainer, Input Clutch Return, 2002-Up .....	1 .....	TBA
975.....	123873.....	Springs W/ Retainer, Direct Clutch Return 2002-Up .....	1 .....	TBA
976.....	123875.....	Spring, RE5R05A Reverse Clutch, Wavy, Coiled, 5.625" OD, 2002-Up .....	1 .....	TBA
977.....	123874.....	Springs W/ Retainer, High-Low Return, 2002-Up .....	1 .....	TBA
979.....	123876.....	Springs W/ Retainer, Low Coast Clutch, 2002-Up .....	1 .....	TBA
982.....	123862.....	Retainer, Bonded, Input Clutch Return Spring (4 5/16" OD) 2002-Up .....	1 .....	TBA

## RE5R05A, A5SR1-2

ILL#	Part#		QTY	REF#
985.....	123863 .....	Retainer, Bonded Direct Clutch Return Spring 2002-Up .....	1 .....	TBA
986.....	123865 .....	Retainer, RE5R05A Reverse Clutch Spring (6 11/16" OD) 2002-Up .....	1 .....	TBA
987.....	123864 .....	Retainer, Bonded High-Low / Reverse Clutch Return Spring (4 3/16" OD) 2002-Up .....	1 .....	TBA
991.....	K123814 .....	Linkage Assembly, RE5R05A Internal (With Roll Pins) 2002-Up .....	1 .....	TBA
995.....	K123824 .....	Park Pawl Assembly, RE5R05A (4 Pieces) 2002-Up .....	1 .....	TBA







## RL/RE4R01A, R4A-EL, JR403E, RE4R03A, RE5R01A

ILL#	Part#		QTY	REF#
<b>OVERHAUL KITS</b>				
NI.....	K69900B	Overhaul Kit, RL4R01A/RE4R01A (Nissan) 1987-Up .....	1	N/A
NI.....	K69900V	Overhaul Kit, R4A-EL (RL4R01A/RE4R01A) (Mazda) 1988-Up .....	1	N/A
NI.....	K62900	Overhaul Kit, JR403E, RG4R01A.....	1	N/A
NI.....	K69900E	Overhaul Kit, RE4R03A.....	1	N/A
NI.....	K69900EL	Overhaul Kit, RE5R01A.....	1	N/A
<b>MASTER L/STEEL KITS</b>				
NI.....	DK6900HS	Master L/Steels Kit, RL/RE4R01A, Pick-Up 2wd Only (4 Cyl.) 8/89-8/97, Frontier 2WD 9/97-04, Pathfinder (2wd) 8/89-2/95, Pick-up (2wd) 6 Cyl. 8/89-8/97, Van 1-89/4/93 .....	1	N/A
NI.....	DK6900DS	Master L/Steels Kit, RE4R01A, Pathfinder (2wd) 2/95-04, Pathfinder 4wd) 8/87-04, Pick-up (4wd) 7/87-8/97, 240SX 7/95-6/98, Frontier 4WD 9/98-04, 300ZX(Non-Turbo) 2/89-8/96, X-Terra 5/99 - 04 w/.079" Thick Low/Rev Fri, J30 1/92-9/97, QX4 9/96-02 .....	1	N/A
NI.....	DK6900FS	Master L/Steels Kit, RE4R01A (Nissan) 240SX 7/88-7/95, M30 8/89-12/91 .....	1	N/A
NI.....	DK6900QS	Master L/Steels Kit, R4A-EL (RE4R01A) Mazda, MPV 3.0L 2wd 8/92-8/98, 4wd 8/92-8/98, 929 7/94-95, RX7 7/94-95, W/.063" Thick Fwd Frictions &.071" Steels .....	1	N/A
NI.....	DK6900VS	Master L/Steels Kit, R4A-EL Mazda, MPV 3.0L 2wd 7/88-8/95, 4wd 1/89-8/95, B2600 Pick-Up 2.6L 4wd 8/89-8/93, 929 7/91-95, RX7 12/91-95, W/.080" Thick Fwd Fri and St .....	1	N/A
NI.....	DK6200S	Master L/Steels Kit, JR403E/RG4R01A/, Fuso, Titan Trucks 1988-98, Med Size Truck (UD) Diesel 1988-98 Cab-Over, .....	1	N/A
NI.....	DK6900ES	Master L/Steels Kit, RE4R03A, 300ZX (Turbo) 7/89-2002, Q45 8/89-02 .....	1	N/A
<b>MASTER W/STEELS KITS</b>				
NI.....	DK6900B	Master W/Steels Kit, RE4R01A (Nissan) Pathfinder (2wd) 8/89-2/95, Pick-up (2wd) 6-Cyl 8/89-8/97, Van 1/89-4/93.....	1	N/A
NI.....	DK6900H	W/Steels Kit, RL4R01A, Pick-up 2wd Only (4 Cyl.) 8/89-8/97, Frontier 2WD 9/97 -04 .....	1	N/A
NI.....	DK6900D	Master W/Steels Kit, RE4R01A, Pathfinder (2wd) 2/95-04, Pathfinder 4wd) 8/87-04, Pick-up (4wd) 7/87-8/97, 240SX 7/95-6/98, Frontier 4WD 9/98-04, 300ZX(Non-Turbo) 2/89-8/96, X-Terra 5/99 - 04 w/.079" Thick Low/Rev Fri, J30 1/92-9/97, QX4 9/96-02 .....	1	N/A
NI.....	DK6900F	Master W/Steels Kit, RE4R01A (Nissan) 240SX 7/88-7/95, M30 8/89-12/91 .....	1	N/A
NI.....	DK6900Q	Master W/Steels Kit, R4A-EL Mazda, MPV 3.0L 2wd 8/92-8/98, 4wd 8/92-8/98, 929 7/94-95, RX7 7/94-95, W/.063" Thick Fwd Frictions &.071" Steels .....	1	N/A
NI.....	DK6900V	Master W/Steels Kit, R4A-EL Mazda, MPV 3.0L 2wd 7/88-8/95, 4wd 1/89-8/95, B2600 Pick-Up 2.6L 4wd 8/89-8/93, 929 7/91-95, RX7 12/91-95, W/.080" Thick Fwd Fri and St .....	1	N/A
NI.....	DK6200	Master W/Steels Kit, JR403E/RG4R01A/, Fuso, Titan Trucks 1988-98, Med Size Truck (UD) Diesel 1988-98 Cab-Over, .....	1	N/A
NI.....	DK6200	Master W/Steels Kit, RG4R01A/JR403A 1988-Up (Mazda Titan, Nissan Medium Size Truck, Isuzu Diesel NPR & W4, Mitsubishi 2 Ton Truck & Bus) .....	1	N/A
NI.....	DK6900E	Master W/Steels Kit, RE4R03A, 300ZX (Turbo) 7/89-2002, Q45 8/89-02.....	1	N/A
<b>FILTERS</b>				
010.....	69710	Filter, RL4R01A/RE4R01A (3/16" Tall Pick-up) (Mazda MPV Van & 2WD Pathfinder/Pickup With 6 Cylinder 1987-92) Customers 3/16" Tall Pick-up May Be Square Or Round.....	1	31728-41X00
010.....	69710B	Filter, RL4R01A/RE4R01A (Nissan 6 Cylinder 2WD 300ZX/Xterra: 6 Cylinder 2WD & 4x4 Pick-Up/Pathf 1990-Up)(Infinity M30 1990-92)(Can Use 69710) (Bottom Is Flat) With 5/16" Tall Square Pick-Up Tube) .....	1	TBA
010.....	69710A	Filter, RE4R01A/RG4R01A/JR403E (Nissan Non Turbo, Mazda R4A-EL, Infinity J30) (Also Nissan, Isuzu, Mazda, Mitsubishi Large Truck) (Bottom Is Flat With 15/16" Tall Square Pick-Up)(3/4" Tall Round Pick-Up) Customers 3/4" Pick-Up May Be Square.....	1	TBA
010.....	69710E	Filter, R4A-EL (Mazda B2600) 1988-98.....	1	BV50-19-815
010.....	69711A	Filter, R4A-EL (Mazda RX7), Pick-Up Tube Cut Straight Across, 1993-Up .....	1	TBA
010.....	69711B	Filter, R4A-EL (Mazda RX7), Pick-Up Tube Cut At Angle, 1993-Up.....	1	TBA
010.....	69711	Filter, R4A-EL (Mazda 929) 1990-Up .....	1	TBA
010.....	62710	Filter, RE4R03A (Nissan 300ZX With Turbo, Infinity Q45) .....	1	TBA
010.....	69710C	Filter, RE5R01A, 1991-Up.....	1	TBA
<b>BANDS</b>				
020.....	69700J	Band, RL/RE4R01A Overdrive, 1-1/2" Wide, Tab Only On One End, 1987-98 .....	1	31630-41X00
020.....	93700	Band, RE4R01A Overdrive, 1-1/2" Wide, Same Both Ends, 1999-Up .....	1	31630-21X00
020.....	69700L	Band, RE4R01A Overdrive, 2-3/8" Wide, Same On Both Ends, 2000-Up.....	1	31630-4AX01
020.....	62700	Band, RE4R03A/RG4R01A/JR403E Overdrive, 2-3/8" Wide, 1989-Up .....	1	31630-51X02
<b>BUSHINGS</b>				
030.....	K69000	Bushing Kit, RL4R01A/RE4R01A 1987-Up .....	1	TBA
030.....	K62000	Bushing Kit, RG4R01A/RE4R03A/JR403E 19887-Up .....	1	TBA
034.....	93001	Bushing Kit, RL4R01A/RE4R01A/RG4R01A/RE4R03A Pump Body .....	1	TBA
036.....	69002	Bushing, RL4R01A/RE4R01A Stator (Front) (.845" ID).....	1	TBA
036.....	69002A	Bushing, RL4R01A/RE4R01A Stator (Front) (.945" ID).....	1	TBA

## RL/RE4R01A, R4A-EL, JR403E, RE4R03A, RE5R01A

ILL#	Part#		QTY	REF#
036.....	62007A.....	Bushing, RE4R03A/RG4R01A/JR403E Stator (Front) (1.048" ID) (1.146" OD).....	1.....	TBA
037.....	93004.....	Bushing, RL4R01A/RE4R01A Stator (Rear).....	1.....	TBA
037.....	62003.....	Bsh, RE4R03A Stator (Rear) (1.100" ID) (Also RG4R01A/RE4R03A Front Sun Gear Shell).....	1.....	TBA
046.....	93005.....	Bushing, RL4R01A/RE4R01A Reverse Drum.....	1.....	TBA
046.....	62011.....	Bushing, RE4R03A/RG4R01A/JR403E Reverse Drum (2.016" ID) (2.133" OD).....	1.....	TBA
048.....	69006.....	Bushing, RL4R01A/RE4R01A/RG4R01A/JR403E Forward Drum.....	1.....	TBA
049.....	62010A.....	Bushing, RL4R01A/RE4R01A High Hub.....	2.....	TBA
049.....	62010.....	Bushing, RG4R01A/RE4R03A/JR403E High Hub.....	2.....	TBA
052.....	93007.....	Bushing, RL4R01A/RE4R01A Front Sun Gear (Shell).....	1.....	TBA
052.....	62009.....	Bushing, RG4R01A/RE4R03A Front Sun Gear (Shell).....	1.....	TBA
060.....	69011.....	Bushing, RL4R01A/RE4R01A Rear Ring Gear.....	1.....	TBA
060.....	62012.....	Bushing, RG4R01A/RE4R03A/JR403E Rear Ring Gear.....	1.....	TBA
062.....	69010.....	Bushing, RE4R01A Front Output Shaft Bushing.....	1.....	TBA
064.....	69003.....	Bushing, RL4R01A/RE4R01A/RE5R01A Case.....	2.....	TBA
064.....	69003A.....	Bushing, RL4R01A/RE4R01A Case (Bronze) 1 Piece (Replaces 2 Case Bushings).....	1.....	TBA
064.....	62006.....	Bushing, RG4R01A/RE4R03A/JR403E Case.....	2.....	TBA
064.....	62006A.....	Bushing, RG4R01A/RE4R03A/JR403E Case, 1 Piece.....	1.....	TBA
066.....	69008.....	Bushing, RL4R01A/RE4R01A Extension Housing.....	1.....	TBA
066.....	62008.....	Bushing, RG4R01A/RE4R03A/JR403E Extension Housing.....	1.....	TBA
<b>METAL CLAD SEALS</b>				
070.....	93151.....	Seal, Pump, Notched Design, All.....	1.....	31344-21X00
072.....	69154.....	Seal, Manual Lever, All 1987-Up.....	1.....	31375-41X00
074.....	66557B.....	Seal, RL4R01A/RE4R01A Extension Housing 2WD (Nissan/Infiniti) 1987-Up.....	1.....	31336-X8000
074.....	66557M.....	Seal, R4A-EL Extension Housing, 2WD (Mazda 929 / MPV Exc RX7) 1988-Up.....	1.....	R501-17-335A
074.....	66557MA.....	Seal, R4A-EL Extension Housing, 2WD (RX7) 12/91-95.....	1.....	BV65-19-437
074.....	62152.....	Seal, RE4R03A Extension Housing 2WD 1989-Up.....	1.....	31375-60X00
074.....	62153.....	Seal, JR403E/RG4R01A Extension Housing 2WD (Nissan) 1988-Up.....	1.....	31326-02T00
074.....	62153A.....	Seal, JR403E/RG4R01A Extension Housing 2WD (Isuzu) 1988-Up.....	1.....	8-94483-329-0
074.....	69153.....	Seal, RL4R01A/RE4R01A Adapter Housing 4WD (All Except Mazda) 1987-Up.....	1.....	31336-X6901
074.....	69153A.....	Seal, R4A-EL 4x4 Adapter Housing, 4WD (Mazda B-Series / MPV) 1988-Up.....	1.....	M504-17-335
NI.....	49837A.....	Seal, Speedo Pinion, RL4R01A/RE4R01A, 1987-Up.....	1.....	32709-58S00
NI.....	69159.....	Seal, Speedo Shaft, R4A-EL, Mazda, 1988-Up.....	1.....	99586-08166
NI.....	62159.....	Seal, Speedo, JR403E/RG4R01A (.640" OD) 1988-Up.....	1.....	8-97080-507-0
NI.....	62159A.....	Seal, Speedo, JR403E/RG4R01A (.673" OD) 1988-Up.....	1.....	TBA
089.....	69991.....	Seal Retainer, RL4R01A/RE4R01A Front Seal Lock.....	1.....	TBA
<b>FRICTIONS</b>				
106.....	93104C.....	Friction, RL4R01A/RE4R01A High Clutch (.063") 30 Teeth 1987-Up.....	4-5.....	TBA
106.....	62108.....	Friction, RG4R01A/RE4R03A/JR403E High Clutch (.062") 64 Teeth 1987-Up.....	6-7.....	TBA
108.....	69101.....	Friction, RL4R01A/RE4R01A Forward Clutch (.079") 36 Teeth 1987-Up.....	5-7.....	TBA
108.....	69102.....	Friction, RL4R01A/RE4R01A Forward Clutch (.063") 36 Teeth 1987-Up.....	5-7.....	TBA
108.....	62100.....	Friction, RG4R01A/RE4R03A/JR403E Forward Clutch (.079") 50 Teeth 1987-Up.....	7-9.....	TBA
110.....	93100A.....	Friction, RL4R01A/RE4R01A Reverse Clutch (.079") 34 Teeth 1987-92.....	2.....	TBA
110.....	93100C.....	Friction, RL4R01A/RE4R01A Reverse Clutch (.079") 30 Teeth 1993-Up.....	2.....	TBA
110.....	62106.....	Friction, RG4R01A/RE4R03A/JR403E Reverse Clutch (.075") 64 Teeth 1987-Up.....	3.....	TBA
114.....	69104.....	Friction, RL4R01A/RE4R01A Low/Reverse Clutch (.076") 30 Teeth 1987-Up.....	4-7.....	TBA
114.....	69104B.....	Friction, RE4R01A Low/Reverse Clutch (.061").....	4-7.....	TBA
114.....	62104.....	Friction, RG4R01A/RE4R03A/JR403E Low/Reverse Clutch (.064") 33 Teeth 1987-Up.....	7-8.....	TBA
116.....	69103.....	Friction, RL4R01A/RE4R01A Overrun Clutch (.079") 18 Teeth 1987-Up.....	3.....	TBA
116.....	62102A.....	Friction, RG4R01A/RE4R03A/JR403E Overrun Clutch (.078") 20 Teeth 1987-Up.....	5.....	TBA
116.....	62102B.....	Friction, RG4R01A/JR403E Overrun Clutch (.060") 64 Teeth 1995-Up.....	4-6.....	TBA
116.....	62102.....	Friction, RE4R03A (Nissan 300ZX With Turbo) Overrun Clutch (.063") 20 Teeth 1987-Up.....	4.....	TBA
NI.....	K69750A.....	Kit, Reverse "Drum Saver", 34T Drums, Allows Use of Old Drum, Replaces Dish Spring W/ Wave Spring (1-Wave Spring, 2-Undersize Friction, 2-Undersize Steels) 1988-93 Alto.....	1.....	75758
NI.....	K69750B.....	Kit, Reverse "Drum Saver", 30T Drums, Allows Use of Old Drum, Replaces Dish Spring W/ Wave Spring (1-Wave Spring, 2-Undersize Friction, 2-Undersize Steels) 1992-Up Alto.....	1.....	75758A
<b>STEELS</b>				
126.....	69117.....	Steel, RL4R01A/RE4R01A High Clutch (.067") 27 Teeth 1987-E89.....	4-7.....	TBA
126.....	93107C.....	Steel, RL4R01A/RE4R01A High Clutch (.118") 27 Teeth 1987-Up.....	3.....	TBA
126.....	93107D.....	Steel, RL4R01A/RE4R01A High Clutch (.079") 27 Teeth L 1989-Up.....	3-5.....	31536-41X03
126.....	93107C.....	Steel, RG4R01A/JR403E High Clutch (.118") 40 Teeth.....	6.....	TBA
126.....	62107.....	Steel, RE4R03A High Clu (.079") 40T (Also Fits RE4R03A/RG4R01A/JR403E Rev Clu.....	6-10.....	TBA
128.....	69111.....	Steel, RL4R01A/RE4R01A Forward Clutch (.071") 24 Teeth 1/1995-Up.....	5-7.....	31536-AA010
128.....	69112.....	Steel, RL4R01A/RE4R01A Forward Clutch (.079") 24 Teeth 1987-1/1995.....	5-7.....	31536-41X12
128.....	62101.....	Steel, RE4R03A/RG4R01A/JR403E Forward Clutch (.079") 36 Teeth (5.360" ID).....	7-14.....	TBA
130.....	93102A.....	Steel, RL4R01A/RE4R01A Reverse Clutch (.079") 30 Teeth 1987-92.....	2.....	TBA



## RL/RE4R01A, R4A-EL, JR403E, RE4R03A, RE5R01A

ILL#	Part#		QTY	REF#
130.....	93102B.....	Steel, RL4R01A/RE4R01A Reverse Clutch (.079") 30 Teeth (5.090" ID) 1993-Up.....	2.....	TBA
130.....	62107.....	Steel, RE4R03A/RG4R01A/JR403E Reverse Clutch (.079") 40 Teeth.....	3.....	TBA
134.....	69114.....	Steel, RL4R01A/RE4R01A Low/Reverse Clutch (.079") 14 Teeth 1989-Up.....	4-7.....	31666-AA050
134.....	69114C.....	Steel, RL4R01A/RE4R01A Low/Reverse Clutch (.051") 14 Teeth 1989-Up.....	AR.....	TBA
134.....	69114E.....	Steel, RL4R01A/RE4R01A Low/Reverse Clutch (.086") 14 Teeth 1989-Up.....	AR.....	TBA
134.....	62105.....	Steel, RE4R03A/RG4R01A/JR403E Low/Reverse Clutch (.079") 11 Teeth.....	6-9.....	TBA
136.....	69113.....	Steel, RL4R01A/RE4R01A Overrun Clutch (.079") 6T (4.700" ID).....	3-5.....	TBA
136.....	69113A.....	Steel, RL4R01A/RE4R01A Overrun Clutch (.086") 6T (4.700" ID) Selective.....	AR.....	TBA
136.....	62103.....	Steel, RE4R03A/RG4R01A/JR403E Overrun Clutch (.079") 6 Teeth (5.360" ID).....	5-7.....	31532-51X02
136.....	62103A.....	Steel, RG4R01A/JR403E Overrun Clutch (.118") 40 Teeth (5.200" ID) 1995-Up.....	4-6.....	TBA
NI.....	69125.....	Steel, RE5R01A, Reduction Direct (.079", 28T, 3.825" ID) 1991-Up.....	5.....	31536-60X00
NI.....	69127.....	Steel, RE5R01A, Reduction Brake (.079", 8T, 4.705" ID) 1991-Up.....	1.....	31536-60X03
NI.....	69128.....	Steel, RE5R01A, Reduction Brake (.101", 8T, 4.705" ID) 1991-Up.....	2.....	31536-60X02

### PRESSURE PLATES

146.....	69717.....	Press Plate, RL4R01A/RE4R01A High Clu (Selective 3.6mm-5.0mm) (27 Teeth).....	1.....	TBA
146.....	62717.....	Pressure Plate, RE4R03A/RG4R01A/JR403E High Clutch (Rear) (4.4mm) (40 Teeth).....	1.....	TBA
146.....	62717A.....	Pressure Plate, RE4R03A/RG4R01A/JR403E High Clutch (Rear) (4.6mm) (40 Teeth).....	1.....	TBA
146.....	62717B.....	Pressure Plate, RE4R03A/RG4R01A/JR403E High Clutch (Rear) (4.8mm) (40 Teeth).....	1.....	TBA
147.....	69719A.....	Pressure Plate, RL4R01A/RE4R01A High Clutch (Bottom).....	1.....	TBA
147.....	62717.....	Pressure Plate, RE4R03A/RG4R01A/JR403E High Clutch (Front) (4.4mm) (40 Teeth).....	1.....	TBA
147.....	62717A.....	Pressure Plate, RE4R03A/RG4R01A/JR403E High Clutch (Front) (4.6mm) (40 Teeth).....	1.....	TBA
147.....	62717B.....	Pressure Plate, RE4R03A/RG4R01A/JR403E High Clutch (Front) (4.8mm) (40 Teeth).....	1.....	TBA
148.....	69714.....	Pressure Plate, RL4R01A/RE4R01A Forward Clutch (8.0mm) (24 Teeth).....	1.....	TBA
148.....	69714G.....	Pressure Plate, RL4R01A/RE4R01A Forward Clutch (8.2mm) (24 Teeth).....	1.....	TBA
148.....	62714.....	Press Plate, RE4R03A/RG4R01A/JR403E Forward Clu (Selective 4.2mm-5.3mm) (36T).....	1.....	TBA
150.....	69720.....	Pressure Plate, RL4R01A/RE4R01A Rev Clu (Selective 4.6mm-5.8mm) (30T) (5.080" ID).....	1.....	TBA
150.....	69720A.....	Press Plate, RL4/RE4R01A Rev Clutch (34T) (5.345" ID).....	1.....	TBA
150.....	69720B.....	Press Plate, RL4/RE4R01A Rev Clu (Selective 4.8mm-5.4mm) (30T) (5.345" ID) 1987-92.....	1.....	TBA
150.....	62717.....	Pressure Plate, RE4R03A/RG4R01A/JR403E Reverse Clutch (Front) (4.4mm) (40 Teeth).....	1.....	TBA
154.....	69716.....	Press Plate, RL4R01A/RE4R01A Low/Rev Clu (Selective 8.6mm-9.6mm) (14T).....	1.....	TBA
154.....	62715.....	Pressure Plate, RE4R03A/RG4R01A/JR403E Low/Reverse Clutch (4.6mm) (11 Teeth).....	2.....	TBA
154.....	62715A.....	Pressure Plate, RE4R03A/RG4R01A/JR403E Low/Reverse Clutch (4.8mm) (11 Teeth).....	2.....	TBA
154.....	62715B.....	Pressure Plate, RE4R03A/RG4R01A/JR403E Low/Reverse Clutch (5.0mm) (11 Teeth).....	2.....	TBA
156.....	69715.....	Press Plate, RL4R01A/RE4R01A O-Run Clu (Selective 4.0mm-5.2mm) (6 Teeth).....	1.....	TBA
156.....	62718.....	Pressure Plate, RE4R03A/RG4R01A/JR403E Overrun Clutch (4.0mm) (6 Teeth).....	1.....	TBA
156.....	62718A.....	Pressure Plate, RE4R03A/RG4R01A/JR403E Overrun Clutch (4.2mm) (6 Teeth).....	1.....	TBA
156.....	62718B.....	Pressure Plate, RE4R03A/RG4R01A/JR403E Overrun Clutch (4.4mm) (6 Teeth).....	1.....	TBA
156.....	62718C.....	Pressure Plate, RG4R01A/JR403E Overrun Clutch (4.5mm) (40 Teeth) 1995-Up.....	1.....	TBA
156.....	62718D.....	Pressure Plate, RG4R01A/JR403E Overrun Clutch (4.8mm) (40 Teeth) 1995-Up.....	1.....	TBA
156.....	62718E.....	Pressure Plate, RG4R01A/JR403E Overrun Clutch (4.9mm) (40 Teeth) 1995-Up.....	1.....	TBA

### VALVE BODY KITS

165.....	K69908S.....	Shift Correction Package, RE4R01A/JR403E 1989-98 (Superior).....	1.....	KRE4R01A
165.....	K69908.....	Shift Kit, RE4R01A / RE4R03A / JR403E / R4A-EL / R4AX-EL (Transgo).....	1.....	SK ® RE4R01A
165.....	K62908S.....	Shift Correction Package, JR403E 1988-Up (Superior).....	1.....	KJR403E

### SEALING RINGS

175.....	K69903E.....	Ring Kit, RL4R01A/RE4R01A, 1987-Up.....	1.....	TBA
175.....	K62300.....	Ring Kit, RE4R03A/RG4R01A/JR403E, 1988-Up.....	1.....	TBA
176.....	69305.....	Ring, RL4R01A/RE4R01A/RE4R03A/RG4R01A/JR403E Pump Slide (Metal).....	1.....	TBA
179.....	69309T.....	Ring, RL4R01A/RE4R01A/RE4R03A/RG4R01A/JR403E Reverse Clutch (Teflon).....	2.....	TBA
180.....	69304T.....	Ring, RL4R01A/RE4R01A/RE4R03A/RG4R01A/JR403E High Clutch (Teflon).....	2.....	TBA
181.....	69303T.....	Ring, RL4R01A/RE4R01A/RE4R03A/RG4R01A/JR403E Forward & Overrun.....	4.....	TBA
189.....	69303A.....	Ring, RL4R01A Governor (Teflon).....	3.....	TBA

### WASHERS & BEARINGS

200.....	K66907.....	Washer Kit, RL4R01A/RE4R01A.....	1.....	TBA
201.....	K66906A.....	Bearing Kit, RL4R01A/RE4R01A (Thrust Bearings).....	1.....	TBA
201.....	K66906.....	Bearing Kit, RG4R01A/JR403E (Thrust Bearings), Planet Only.....	1.....	TBA
211.....	93400AA.....	Washer, RL4/RE4R01A/RG4R01A/RE4R03A/JR403E Stator To Rev Drum (.028") Plastic.....	1.....	31528-21X00
211.....	93400.....	Washer, RL4/RE4R01A/RG4R01A/RE4R03A/JR403E Stator To Rev Drum (.035") Plastic.....	1.....	31528-21X01
211.....	93400C.....	Washer, RL4/RE4R01A/RG4R01A/RE4R03A/JR403E Stator To Rev Drum (.043") Plastic.....	1.....	31528-21X02
211.....	93400A.....	Washer, RL4/RE4R01A/RG4R01A/RE4R03A/JR403E Stator To Rev Drum (.051") Plastic.....	1.....	31528-21X03
211.....	93400D.....	Washer, RL4/RE4R01A/RG4R01A/RE4R03A/JR403E Stator To Rev Drum (.059") Plastic.....	1.....	31528-21X04
211.....	93400B.....	Washer, RL4/RE4R01A/RG4R01A/RE4R03A/JR403E Stator To Rev Drum (.067") Plastic.....	1.....	31528-21X05
211.....	93400E.....	Washer, RL4/RE4R01A/RG4R01A/RE4R03A/JR403E Stator To Rev Drum (.075") Plastic.....	1.....	TBA
211.....	62211.....	Ball Bearing, RG4R01A/JR403E Stator To PTO Gear.....	1.....	TBA

## RL/RE4R01A, R4A-EL, JR403E, RE4R03A, RE5R01A

ILL#	Part#		QTY	REF#
220.....	69408B.....	Bearing W/Race, RL4R01A/RE4R01A Stator To High Drum .....	1.....	TBA
220.....	62408B.....	Bearing W/Race, RE4R03A/RG4R01A/JR403E Stator To High Drum.....	1.....	TBA
221.....	69408.....	Race, RL4R01A/RE4R01A/RG4R01A/JR403E Stator To High Drum (.031") 3 Tab (Metal) .....	1.....	31429-21X00
221.....	69408A.....	Race, RL4R01A/RE4R01A/RG4R01A/JR403E Stator To High Drum (.039") 3 Tab (Metal) .....	1.....	31429-21X01
221.....	69408B.....	Race, RL4R01A/RE4R01A/RG4R01A/JR403E Stator To High Drum (.047") 3 Tab (Metal) .....	1.....	31429-21X02
221.....	69408C.....	Race, RL4R01A/RE4R01A/RG4R01A/JR403E Stator To High Drum (.055") 3 Tab (Metal) .....	1.....	31429-21X03
221.....	69408D.....	Race, RL4R01A/RE4R01A/RG4R01A/JR403E Stator To High Drum (.063") 3 Tab (Metal) .....	1.....	31429-21X04
221.....	69408E.....	Race, RL4R01A/RE4R01A/RG4R01A/JR403E Stator To High Drum (.071") 3 Tab (Metal) .....	1.....	31429-21X05
221.....	69408F.....	Race, RL4R01A/RE4R01A/RG4R01A/JR403E Stator To High Drum (.079") 3 Tab (Metal) .....	1.....	31429-21X06
225.....	62225.....	Bearing W/Race, RG4R01A/JR403E PTO Drive Gear To Front Support.....	1.....	TBA
228.....	69409.....	Race, RL/RE4R01A/RE4R03A/RG4R01A/JR403E High Drum To Hub (Metal W/ 3 Inner Tabs).....	1.....	31439-21X00
229.....	66710.....	Bearing, RL4R01A/RE4R01A/RE4R03A/RG4R01A/JR403E High Drum To High Hub.....	1.....	31438-X0100
232.....	69232.....	Bearing W/Race, RL4R01A/RE4R01A/RE4R03A/RG4R01A/JR403E High Drum To Hub .....	1-2.....	31438-X0101
		(.110" Thick) (Also Fits RL4R01A/RE4R01A High Hub To Sun Shell) .....		
232.....	69232A.....	Bearing W/Race, RL4R01A/RE4R01A/RE4R03A/RG4R01A/JR403E Forward Drum To Hub .....	1.....	TBA
232.....	69415.....	Shim, RL/RE4R01A/RE4R03A Fwd Drum To Hub (Update Replaces Bearing With A Race) .....	1.....	31407-41X05
235.....	69863.....	Caged Needle Brg, RL/RE4R01A/RE4R03A/RG4R01A/JR403E Fwd Drum (Rear) .....	1.....	31455-41X02
238.....	69412.....	Bearing W/Races, RL4R01A/RE4R01A Front Planet To Rear Sun Gear.....	1.....	31407-41X08
238.....	62441A.....	Bearing W/Race, RG4R01A/JR403E Front Planet To Rear Sun Gear.....	1.....	31407-71X03
238.....	62412A.....	Bearing W/Race, RE4R03A Front Planet To Rear Sun Gear (Use 73247) .....	1.....	31455-21X00
241.....	69241.....	Bearing W/Race, RL4R01A/RE4R01A High Hub To Sun Shell (Use 53232).....	1.....	TBA
241.....	62241.....	Brg W/Race, RE4R03A/RG4R01A/JR403E High Hub To Sun Shell & Shell To Front Planet .....	1-2.....	31407-51X05
243.....	69411.....	Race, RL4R01A/RE4R01A Shell To Front Planet & Rear Planet To Ring Gear.....	2.....	31464-21X00
243.....	62411A.....	Race, RE4R03A/RG4R01A/JR403E Shell To Front Planet (3 3/4" OD) 4 Outer Tabs .....	1.....	31435-51X00
243.....	69413.....	Race, RG4R01A/JR403E Rear Planet To Rear Ring Gear (4 Outer Tabs) .....	1.....	31435-41X00
243.....	62411C.....	Race, RE4R03A Rear Planet To Rear Ring Gear (2 3/8" OD) 4 Outer Tabs.....	1.....	31435-51X01
244.....	69411B.....	Bearing W/Race, RL4R01A/RE4R01A Shell To Front Planet & Rear Planet To Rear Ring Gr .....	2.....	31435-21X00
244.....	69411C.....	Bearing W/Race, RE4R03A/RG4R01A/JR403E Shell To Front Planet (Use 73241G) .....	1.....	31407-51X01
244.....	62411CA.....	Bearing W/Race, RG4R01A/JR403E Rear Planet To Rear Ring Gear .....	1.....	TBA
244.....	62411CB.....	Bearing W/Race, RE4R03A Rear Planet To Rear Ring Gear.....	1.....	31407-51X03
247.....	62441A.....	Bearing W/Race, RL4R01A/RE4R01A/RE4R03A Rear Sun Gear To Rear Planet (Also .....	1-2.....	TBA
		Fits RE4R03A Front Planet To Rear Sun Gear) .....		
247.....	69441.....	Bearing W/Race, RG4R01A/JR403E Rear Sun Gear To Rear Planet .....	1.....	TBA
254.....	69414.....	Washer, RL4R01A/RE4R01A Rear Planet Ring Gear To Clutch Hub (3 13/16" OD) Plastic.....	1.....	31508-41X00
254.....	62414.....	Washer, RE4R03A/RG4R01A/JR403E Rear Planet Ring Gr To Clu Hub (4 5/16" OD) Plastic.....	1.....	31508-51X08
260.....	69416.....	Bearing W/Race, RL4R01A/RE4R01A Overrun Hub To Rear Support .....	1.....	31407-41X04
260.....	69417.....	Bearing W/2 Races, RL4R01A/RE4R01A Overrun Hub To Rear Support.....	1.....	31407-41X11
260.....	69417AA.....	Bearing W/Race, RE4R03A/RG4R01A/JR403E Overrun Hub To Rear Support .....	1.....	31407-51X02
263.....	69418.....	Bearing W/Race, RL4R01A/RE4R01A Case To Park Gear .....	1.....	31407-41X06
263.....	62418.....	Ball Bearing, RG4R01A/JR403E Case To Output Shaft (1.573" ID) (3.148" OD).....	1.....	TBA
263.....	62418A.....	Bearing W/Race, RE4R03A Case To Park Gear.....	1.....	31407-41X11
271.....	62419.....	Ball Bearing, RG4R01A/JR403E Output Shaft To Extension Hsg (1.370" ID) (2.834" OD).....	1.....	TBA
286.....	69420.....	Washer, RL4R01A/RE4R01A Low Sprag To Snap Ring .....	1.....	TBA
<b>GASKETS &amp; RUBBER COMPONENTS</b>				
300.....	69500.....	Gasket, RL4R01A/RE4R01A/RE5R01A Bottom Pan .....	1.....	31397-41X01
300.....	62500.....	Gasket, RE4R03A/RG4R01A/JR403E Bottom Pan .....	1.....	TBA
305.....	69507.....	Gasket, RL4R01A/RE4R01A Extension Housing .....	1.....	31338-41X01
310.....	69508.....	Gasket, RL4R01A/RE4R01A Pump .....	1.....	31366-41X01
310.....	69508A.....	Gasket, RE4R01A/RE5R01A Pump (With Input Speed Sensor Cut Out) .....	1.....	31366-51X00
310.....	62501.....	Gasket, RG4R01A/JR403E Pump.....	1.....	TBA
310.....	69508.....	Gasket, RE4R03A Pump.....	1.....	TBA
311.....	69505.....	O-Ring, RL4R01A/RE4R01A/RE4R03A/RG4R01A/JR403E Pump .....	1.....	TBA
320.....	69509A.....	Gasket, RE4R01A VB (Upper) 1987-Up (All Exc R4A-EL Mazda RX7, 929).....	1.....	TBA
320.....	69509.....	Gasket, RE4R01A VB (Upper) 1988-Up (R4A-EL Mazda RX7, 929).....	1.....	TBA
321.....	69510A.....	Gasket, RE4R01A VB (Lower) 1987-03 (All Exc R4A-EL Mazda RX7, 929).....	1.....	TBA
321.....	69510.....	Gasket, RE4R01A VB (Lower) 1987-03 (R4A-EL Mazda RX7, 929).....	1.....	TBA
371.....	3291.....	O-Ring, RL4R01A/RE4R01A Filler Tube .....	1.....	6264902
379.....	69515.....	O-Ring, RE4R01A Filter .....	1.....	TBA
380.....	69511.....	O-Ring, RE4R01A, Input Shaft, 1991-92.....	1.....	31159-X6101
380.....	69511A.....	O-Ring, RE4R01A, Input Shaft, 1993-Up .....	1.....	31159-21X00
<b>TECHNICAL MANUALS</b>				
400.....	TMRE4R01A.....	Technical Manual, RE4R01A.....	1.....	83-RE4R01ATM
400.....	TMRL4R01A.....	Technical Manual, RL4R01A .....	1.....	TBA
400.....	TMJR403E.....	Technical Manual, RG4R01A/JR403E Electromatic.....	1.....	TBA
<b>ELECTRICAL COMPONENTS</b>				

## RL/RE4R01A, R4A-EL, JR403E, RE4R03A, RE5R01A

ILL#	Part#		QTY	REF#
410.....	69972.....	Switch, RE4R01A Neutral Safety (Pathfinder/Pick-Up) 1988-89.....	1.....	31918-41X03
410.....	69973.....	Switch, RE4R01A Neutral Safety (Van) 1988-89.....	1.....	31918-41X07
410.....	69973A.....	Switch, RE4R01A Neutral Safety (240SX) 1988-89.....	1.....	31918-41X10
410.....	69973B.....	Switch, RE4R01A Neutral Safety (Pathfinder/Pick-Up 4 Cylinder) 1990-Up.....	1.....	31918-41X17
410.....	69973C.....	Switch, RE4R01A Neutral Safety (Pathfinder/Pick-Up 6 Cylinder) 1990-Up.....	1.....	31918-41X22
410.....	69973D.....	Switch, RE4R01A Neutral Safety (300ZX Without Turbo) 1990-93.....	1.....	31918-41X24
410.....	69973E.....	Switch, RE4R01A Neutral Safety (300ZX Without Turbo) 1994-Up.....	1.....	31918-41X73
410.....	62973.....	Switch, JR403E Neutral Safety (18 1/2" Wire Harness With 1 Nine Prong Connector.....	1.....	TBA
410.....	62973A.....	Switch, JR403E Neutral Safety (19 3/4" Wire Harness With 1 Two Prong Connector.....	1.....	TBA
410.....	62973B.....	Switch, JR403E Neutral Safety (19 3/4" Wire Harness With 1 Two Prong Connector.....	1.....	TBA
410.....	62973C.....	Switch, RE4R03A Neutral Safety (300ZX With Turbo) 1990-93.....	1.....	31918-51X16
410.....	62973D.....	Switch, RE4R03A Neutral Safety (300ZX With Turbo) 1994-Up.....	1.....	31918-51X16
420.....	K69954.....	Solenoid Assy, RE4R01A/R03A/JR403E/RE4R03A (Shift A & B, Coast, EPC) L1988-Up.....	1.....	31940-41X04
420.....	69997.....	Solenoid Assembly, RE5R01A, 1991-Up.....	1.....	31940-60X00
425.....	62997.....	Solenoid, Lock-Up, RE4R01A/RG4R01A/RE4R03A/JR403E/R4A-EL, 1988-Up.....	1.....	31940-41X10
425.....	62997A.....	Solenoid, Lock-Up, Some (2-Pc Pkg, Pulse-Design) 1988-Up.....	1.....	BV65-21-1D1
427.....	69974.....	Solenoid, RL4R01A, Lock-up & Overdrive Cancel 1987-Up.....	2.....	31940-48X02
428.....	69946.....	Solenoid, EPC Only, RE4R01A/RE4R03A/JR403E/RE4R03A, L1988-Up.....	1.....	8-94483564-0
436.....	69969.....	Sensor, RE4R01A Output Speed (Pathfinder/Pick-Up) 1988-89.....	1.....	31935-42X09
436.....	69970.....	Sensor, RE4R01A Output Speed (Van) 1988-89.....	1.....	31935-41X10
436.....	69971.....	Sensor, RE4R01A Output Speed (240SX) 1988-89.....	1.....	31935-41X07
436.....	69971A.....	Sensor, RE4R01A Output Speed (240SX) 1990-Up.....	1.....	31935-41X20
436.....	69971B.....	Sensor, RE4R01A Output Speed (2WD) 1990-Up.....	1.....	31935-42X23
436.....	69971C.....	Sensor, RE4R01A Output Speed (4x4) 1990-Up.....	1.....	31935-42X63
436.....	69971D.....	Sensor, RE4R01A Output Speed (300ZX Without Turbo) 1990-Up.....	1.....	31935-42X19
436.....	62971.....	Sensor, JR403E Output Speed (With 6" Wire Harness With 2 Prong Connector).....	1.....	TBA
436.....	62971A.....	Sensor, RE4R03A Output Speed (Q45, Mazda, 300ZX With Turbo) 1990-Up.....	1.....	31935-51X14
438.....	62972.....	Sensor, RE4R03A Input Speed.....	1.....	TBA
445.....	62988.....	Wire Harness, JR403E Internal/External (20" Long With 2 Two Wire Connectors.....	1.....	TBA
		And One 1-Wire Connector & 1 Temperature Switch On The Internal Side).....		

### PUMPS & PUMP COMPONENTS

500.....	69912.....	Pump, RL4R01A/RE4R01A (Lug-Type Rotor, No Speed Sensor) 1987-94.....	1.....	TBA
500.....	69912A.....	Pump, RL4R01A/RE4R01A (Lug-Type Rotor, Has Speed Sensor) 1987-94.....	1.....	TBA
500.....	69912C.....	Pump, RL4R01A/RE4R01A (Milled Flat-Type Rotor, No Speed Sensor) 1995-Up.....	1.....	TBA
500.....	69912D.....	Pump, RL4R01A/RE4R01A (Milled Flat-Type Rotor, Has Speed Sensor) 1995-Up.....	1.....	TBA
500.....	62912.....	Pump, JR403E/RG4R01A (No Deep Step-Down Stator Passage Type).....	1.....	TBA
500.....	62912A.....	Pump, JR403E/RG4R01A (W/ Deep Step-Down Stator Passage Type).....	1.....	TBA
500.....	62912Q.....	Pump, RE4R03A (Q45, 300ZX Turbo) 1990-Up.....	1.....	TBA
510.....	69911.....	Pump Body, RL4/RE4R01A (2 Lugs On Rotor) Fits Stator Without Switch On Back.....	1.....	TBA
510.....	69911A.....	Pump Body, RE4R01A (2 Lugs On Rotor) Fits Stator With Electric Switch On Back.....	1.....	TBA
510.....	69911B.....	Pump Body, RE4R01A (With 2 lugs On Rotor) Fits Stator With .845" ID Front Bushing.....	1.....	TBA
510.....	62905.....	Pump Body, RL/RE4R01A/RG4R01A/JR403E (Mill Flat Rotor) Fits Stator W/Out Switch.....	1.....	TBA
510.....	62905Q.....	Pump Body, RE4R03A (With Mill Flat Rotor).....	1.....	TBA
511.....	69805.....	Ring, RG4R01A/JR403E Outer Pump Body (Steel With 10 Bolts).....	1.....	TBA
520.....	69910.....	Stator, RL4R01A/RE4R01A (Lug-Type Rotor, No Speed Sensor).....	1.....	TBA
520.....	69910A.....	Stator, RL4R01A/RE4R01A (Milled Flat-Type Rotor, No Speed Sensor).....	1.....	TBA
520.....	69910B.....	Stator, RL4R01A/RE4R01A (Lug-Type Rotor, Has Speed Sensor).....	1.....	TBA
520.....	69910C.....	Stator, RL4R01A/RE4R01A (Milled Flat-Type Rotor, Has Speed Sensor).....	1.....	TBA
520.....	62916.....	Stator, RG4R01A/JR403E.....	1.....	TBA
520.....	62916Q.....	Stator, RE4R03A (1.045" ID Front Bushing) W/Hole For Switch (4 3/16" Long Shaft).....	1.....	TBA
520.....	62916QA.....	Stator, RE4R03A (1.045" ID Front Bushing) No Hole For Switch (3 3/16" Long Shaft).....	1.....	TBA
532.....	69802.....	Rotor, RL4R01A/RE4R01A Pump (With 2 Lugs).....	1.....	TBA
532.....	62802.....	Rotor, RG4R01A/JR403E Pump (With Mill Flats).....	1.....	TBA
532.....	62802A.....	Rotor, RE4R03A Pump (With Mill Flats).....	1.....	TBA
533.....	69801.....	Vane, RL4R01A/RE4R01A/RE4R03A/RG4R01A/JR403E Pump.....	13.....	TBA
534.....	69803.....	Slide, RL4R01A/RE4R01A Pump.....	1.....	TBA
534.....	62803.....	Slide, RE4R03A/RG4R01A/JR403E Pump.....	1.....	TBA
538.....	69804.....	Ring, Vane, RL4R01A/RE4R01A Pump.....	2.....	TBA

### DRUMS & CLUTCH HUBS

554.....	69941.....	Drum, RL4R01A/RE4R01A Forward Clutch (7 7/8" Tall) 5-7 Clutch (Less Sprag).....	1.....	TBA
		Low/Rev Clutch Hub Spline Length Is 1.765" Tall, 1988-92.....		
554.....	69941A.....	Drum, RE4R01A Forward Clutch (7 7/8" Tall) 5-7 Clutch (Less Sprag) Low/Rev Clu.....	1.....	TBA
		Hub Spline Length Is 1.645" Tall, 1993-Up (Retros To 1988 If Used W/ 69728 Sprag).....		
554.....	69941B.....	Drum, RE4R01A Forward (7 7/8" Tall) 5-7 Clutch (less Sprag) Low/Reverse Clutch.....	1.....	TBA
		Hub Spline Length Is 1.645: Tall (Uses 34 Element Sprag).....		
554.....	62800.....	Drum, RG4R01A/JR403E Fwd Clu (9 1/8" Tall) Less Sprag (W/Bushing #048 Inside).....	1.....	TBA

## RL/RE4R01A, R4A-EL, JR403E, RE4R03A, RE5R01A

ILL#	Part#		QTY	REF#
554.....	62800A.....	Drum, RG4R01A/JR403E Fwd Clu (9 1/8" Tall) Less Sprag (W/ Bearing #048 Inside).....	1.....	TBA
		3.850" ID Sprag Outer Race.....		
554.....	62800C.....	Drum, RG4R01A/JR403E Fwd Clu (9" Tall) Less Sprag (W/ Bearing #048 Inside).....	1.....	TBA
		3.720" ID Sprag Outer Race.....		
554.....	69914E.....	Drum, RE4R03A Forward Clutch (8 3/4" Tall) Less Sprag.....	1.....	TBA
555.....	69942.....	Drum, RL4R01A/RE4R01A High, With 34T Rev Hub, 1987-92.....	1.....	31541-21X05
555.....	69942A.....	Drum, RL4R01A/RE4R01A High, With 30T Rev Hub, 93-Up.....	1.....	TBA
555.....	62942.....	Drum, RG4R01A/JR403E High (6 Clutch) 6 5/8" OD.....	1.....	TBA
555.....	69942E.....	Drum, RE4R03A High (6 Clutch) 6 5/8" OD.....	1.....	TBA
555.....	69942EA.....	Drum, RE4R03A High (7 Clutch) 6 5/8" OD.....	1.....	TBA
556.....	69943.....	Drum, RL4R01A/RE4R01A Reverse (2 Clutch) 6 5/8" OD (8 Drive Lugs).....	1.....	TBA
556.....	69943A.....	Drum, RL4R01A/RE4R01A Reverse (2 Clutch) 6 5/8" OD (12 Drive Lugs).....	1.....	TBA
556.....	62943.....	Drum, RG4R01A/JR403E Reverse (Iveco).....	1.....	TBA
556.....	62873.....	Drum, RE4R03A/RG4R01A/JR403E Reverse (3 Clutch) 7 1/8" OD.....	1.....	TBA
574.....	69944.....	Clu Hub, RL/RE4R01A Fwd (Less Sprag) 5 1/4" OD (Clu Hub 1.330" Tall At Splines).....	1.....	TBA
574.....	69944A.....	Clu Hub, RE4R01A Fwd (Less Sprag) 5 1/4" OD (Clu Hub 1.180" Tall At Clu Splines).....	1.....	TBA
574.....	62944.....	Clutch Hub, RE4R03A/RG4R01A/JR403E Forward (Less Sprag) 6" OD.....	1.....	269165E
575.....	69844.....	Clu Hub, RL/RE4R01A High Clu (Cast Iron) Wide Teeth (.150" Thk #229 Brg) 87-Up.....	1.....	TBA
575.....	69844B.....	Clutch Hub, RL4R01A/RE4R01A High (4 3/8" OD) 1988-89 All & 1990-Up 4x4.....	1.....	TBA
575.....	69844A.....	Clutch Hub, RE4R01A High (4 3/8" OD) 1990-Up 2WD.....	1.....	TBA
575.....	62863.....	Clutch Hub, RE4R03A/RG4R01A/JR403E High (5 1/8" OD).....	1.....	26996G
579.....	69945.....	Clutch Hub, RL4R01A/RE4R01A Overrun (4 5/8" OD).....	1.....	31591-41X01
579.....	62864.....	Clutch Hub, RE4R03A/RG4R01A/JR403E Overrun (5 5/16" OD).....	1.....	31591-51X00
<b>PLANETS, RING GEARS, SUN GEARS &amp; SHELLS</b>				
582.....	69982A.....	Planet, RL4R01A/RE4R01A Front (32T Front Sun Gear) With 21T Pinion.....	1.....	TBA
582.....	69982J.....	Planet, RL4R01A/RE4R01A Front (33T Front Sun Gear) With 1.885" OD (2 Groove).....	1.....	31420-41X08
582.....	69982A.....	Planet, RL4R01A/RE4R01A Front (33T Front Sun Gear) With 1.885" OD (No Groove).....	1.....	TBA
582.....	69982K.....	Planet, RL4R01A/RE4R01A Front (33T Front Sun Gear) With 1.910" OD (1 Groove).....	1.....	TBA
582.....	62747A.....	Planet, RG4R01A/JR403E Front (40T Front Sun Gear) 33 Teeth On Pinions.....	1.....	50296
582.....	62747.....	Planet, RE4R03A Front (40 Teeth Front Sun Gear) 26 Teeth On Pinions.....	1.....	TBA
583.....	K69982K.....	Geartrain, RE4R01A 4WD (37T Rr Sun Gear) (ILL #622 To #594).....	1.....	JSWH7
583.....	K69982J.....	Geartrain, RE4R01A 2WD (42T Rr Sun Gear) 8-Lug Shell (ILL #622 To #594).....	1.....	JWH11
583.....	K69982L.....	Geartrain, RE4R01A 2WD (42T Rr Sun Gear) 12-Lug Shell (ILL #622 To #594).....	1.....	TBA
583.....	K62731B.....	Geartrain, RG4R01A/JR403E (44 Teeth Rear Sun Gear) Includes #622 To #594.....	1.....	TBA
583.....	K62731Q.....	Geartrain, RE4R03A (51T Rear Sun Gear) Includes #622 To #594.....	1.....	TBA
583.....	K62731QA.....	Geartrain, RE4R03A (58T Rear Sun Gear) Includes #622 To #594.....	1.....	TBA
584.....	69983A.....	Planet, RL4R01A/RE4R01A Rear (37 Teeth Rear Sun Gear) 2 Groove.....	1.....	31440-41X08
584.....	69983.....	Planet, RL4R01A/RE4R01A Rear (37 Teeth Rear Sun Gear) No Groove.....	1.....	31440-41X04
584.....	69983J.....	Planet, RL4R01A/RE4R01A Rear (42 Teeth Rear Sun Gear) No Groove.....	1.....	31440-41X13
584.....	69983B.....	Planet, RL4R01A/RE4R01A Rear (42 Teeth Rear Sun Gear) 1 Groove.....	1.....	31440-41X10
584.....	69983C.....	Planet, RL4R01A/RE4R01A Rear (42 Teeth Rear Sun Gear) 5 Gear.....	1.....	TBA
584.....	69983D.....	Planet, RG4R01A/JR403E Rear (44 Teeth Rear Sun Gear).....	1.....	31440-71X02
584.....	62731.....	Planet, RE4R03A Rear (51 Teeth Rear Sun Gear).....	1.....	31440-51X84
584.....	62731A.....	Planet, RE4R03A Rear (58 Teeth Rear Sun Gear).....	1.....	TBA
592.....	62757.....	Ring Gear, RG4R01A/JR403E Front Planet (6 1/4" OD).....	1.....	TBA
592.....	62757A.....	Ring Gear, RE4R03A Front Planet.....	1.....	TBA
594.....	69815.....	Ring Gear, RL4R01A/RE4R01A Rear Planet (37 Teeth Rear Sun Gear) 2 Groove.....	1.....	31450-41X01
594.....	69815A.....	Ring Gear, RL4R01A/RE4R01A Rear Planet (37 Teeth Rear Sun Gear) No Groove.....	1.....	TBA
594.....	69815B.....	Ring Gear, RL4R01A/RE4R01A Rear Planet (42 Teeth Rear Sun Gear) No Groove.....	1.....	TBA
594.....	69815C.....	Ring Gear, RL4R01A/RE4R01A Rear Planet (42 Teeth Rear Sun Gear) 1 Groove.....	1.....	TBA
594.....	62865A.....	Ring Gear, RG4R01A/JR403E Rear Planet (44 Teeth Rear Sun Gear).....	1.....	50297
594.....	62865.....	Ring Gear, RE4R03A Rear Planet (51 Teeth Rear Sun Gear).....	1.....	TBA
614.....	69843.....	Sun Gear, RL4R01A/RE4R01A Rear (37 Teeth) 2 Groove.....	1.....	TBA
614.....	69843B.....	Sun Gear, RL4R01A/RE4R01A Rear (37 Teeth) No Groove.....	1.....	31469-41X01
614.....	69843A.....	Sun Gear, RL4R01A/RE4R01A Rear (42 Teeth) No Groove.....	1.....	31469-41X04
614.....	69843C.....	Sun Gear, RL4R01A/RE4R01A Rear (42 Teeth) 1 Groove.....	1.....	31469-41X02
614.....	62749G.....	Sun Gear, RG4R01A/JR403E Rear (44 Teeth).....	1.....	50296B
614.....	62749.....	Sun Gear, RE4R03A Rear (51 Teeth).....	1.....	TBA
614.....	62749A.....	Sun Gear, RE4R03A Rear (58 Teeth).....	1.....	TBA
622.....	69834.....	Shell, RL4R01A/RE4R01A (With 33 Teeth Sun Gear) 1.885" OD (2 Groove).....	1.....	TBA
622.....	69834A.....	Shell, RL4R01A/RE4R01A (With 33 Teeth Sun Gear) 1.885" OD (No Groove).....	1.....	TBA
622.....	69834B.....	Shell, RL4R01A/RE4R01A (With 33 Teeth Sun Gear) 1.910" OD (8 Lugs).....	1.....	31460-41X02
622.....	69834C.....	Shell, RL4R01A/RE4R01A (With 33 Teeth Sun Gear) 1.910" OD (12 Lugs).....	1.....	TBA
622.....	62866.....	Shell, RE4R03A/RG4R01A/JR403E (With 40 Teeth Sun Gear).....	1.....	26998A
630.....	62843.....	Support, RG4R01A/JR403E Front (Reverse Clutch Drum Support).....	1.....	TBA
<b>SPRAGS &amp; ONE WAY CLUTCHES</b>				



## RL/RE4R01A, R4A-EL, JR403E, RE4R03A, RE5R01A

ILL#	Part#		QTY	REF#
656	69727	Sprag, RL4R01A/RE4R01A Front (28 Elements)	1	31484-41X00
656	62727	Sprag, RE4R03A/RG4R01A/JR403E Front (30 Elements)	1	31484-51X00
658	69728	Sprag, RL4R01A/RE4R01A Low Sprag (30 Elements) (.406" Wide)	1	31473-41X02
658	62728	Sprag, RE4R03A/JR403E Low Sprag (30 Elements) (3 7/8" ID) (.530" Wide)	1	31473-51X00
<b>SUPPORTS &amp; SHAFTS</b>				
668	69731	Rear Support, RL4R01A/RE4R01A (With 1 Lube Hole On Sprag Area)	1	TBA
668	69731A	Rear Support, RL4R01A/RE4R01A (With 4 Lube Holes On Sprag Area)	1	TBA
668	62860	Rear Support, RE4R03A/RG4R01A/JR403E (With 4 Small O-Rings Between Support & Case) 2.441" OD Front Bushing Surface (Uses A Bushing #048) 3.602" Overall Length	1	31472-51X00
668	62860A	Rear Support, RE4R03A/RG4R01A/JR403E (With 4 Small O-Rings Between Support & Case) 2.338" OD Front Bearing Surface (Uses A Bearing # 048) 3.602" Overall Length	1	TBA
668	62860B	Rear Support, RE4R03A/RG4R01A/JR403E (With 4 Small O-Rings Between Support & Case) 2.338" OD Front Bearing Surface (Uses A Bearing # 048) 3.559" Overall Length	1	TBA
668	62860C	Rear Support, RE4R03A/RG4R01A/JR403E (With 4 Small O-Rings Between Support & Case) 2.441" OD Front Bushing Surface (Uses A Bushing #048) 3.559" Overall Length	1	TBA
668	62860D	Rear Support, RE4R03A/RG4R01A/JR403E (With 3 Small O-Rings Between Support & Case) 2.441" OD Front Bushing Surface (Uses A Bushing # 048) 3.559" Overall Length	1	TBA
670	69806	Input Shaft, RL4R01A/RE4R01A (12 3/8" Long) With 20 Splines On Converter End (No Electric Pick-Up In Middle Of Shaft)	1	TBA
670	69806A	Input Shaft, RL4R01A/RE4R01A (12 3/8" Long) With 20 Splines On Converter End (With Electric Pick-Up In Middle Of Shaft)	1	TBA
670	69806J	Input Shaft, RE4R01A (12 3/8" Long) With 18 Splines On Converter End	1	TBA
670	62880G	Input Shaft, RG4R01A/JR403E (17 3/4" Long)	1	TBA
670	62880	Input Shaft, RE4R03A (15" Long)	1	TBA
678	69737	Output Shaft, RL4R01A/RE4R01A 4x4 (13 5/8" Long) With 30 Splines	1	TBA
678	69955C	Output Shaft, RL4R01A/RE4R01A 4x4 (11 1/4" Long) With 25 Splines	1	TBA
678	69955D	Output Shaft, RL4R01A/RE4R01A 4x4 (13" Long) With 30 Splines	1	TBA
678	69955B	Output Shaft, RL4R01A/RE4R01A, 2WD 240SX 4 & 6 Cyl	1	TBA
678	69955A	Output Shaft, RL4R01A/RE4R01A 2WD (19 1/4" Long) Speed-O Gear Slides Off	1	TBA
678	69737E	Output Shaft, RL4R01A/RE4R01A 2WD (19 1/4" W/ 7T Speed-O Gear Made On Shaft	1	TBA
678	69955E	Output Shaft, RL4R01A/RE4R01A 2WD (19 1/4" W/ 6T Speed-O Gear Made On Shaft	1	TBA
678	62882A	Output Shaft, RG4R01A/JR403E 2WD (15 32/8" Long) With Bolt On Yoke	1	TBA
678	62882	Output Shaft, RE4R03A 2WD (18 1/2" Long)	1	TBA
680	69615	Governor, RL4R01A	1	TBA
690	69874	Park Gear, RE4R01A (No Governor Type) No Rings (Solid)	1	TBA
690	69874B	Park Gear, RL4R01A (Governor Type) With 3 Sealing Rings	1	TBA
690	62874	Park Gear, RG4R01A/JR403E (6 1/2" Diameter) 1 3/16" Thick At Lugs	1	TBA
690	62874A	Park Gear, RE4R03A (Governor Type) No Rings (Notched Out)	1	TBA
<b>VALVE BODIES (DACCO VB#)</b>				
740	NS-6707	Valve Body, RE4R01A (5 Solenoids) 1987-Up	1	TBA
740	NS-6708	Valve Body, RE4R03A (5 Solenoids) 1987-Up	1	TBA
<b>VALVE BODIES</b>				
740	69880	Valve Body, RL4R01A/RE4R01A **Specify Cast #**	1	TBA
740	69880B	Valve Body, RE4R01A (1 Solenoid) 4 Cylinder Truck	1	TBA
740	69880C	Valve Body, RL4R01A (2 Solenoids) With T.V. Kickdown	1	TBA
740	69880D	Valve Body, RE4R01A (5 Solenoids) With 3 Connectors	1	TBA
740	69880E	Valve Body, RE4R01A (5 Solenoids) With 4 Connectors	1	TBA
740	69880A	Valve Body, RE4R01A (6 Solenoids) With 3 Connectors	1	TBA
740	69880EL	Valve Body, RE5R01A (6 Solenoids) With 2 Connectors	1	TBA
740	62892A	Valve Body, RG4R01A/JR403E (5 Solenoids)	1	TBA
740	62892	Valve Body, RE4R03A	1	TBA
<b>HOUSINGS, CASES &amp; PANS</b>				
750	69808	Bell Housing, RL4R01A/RE4R01A (4 3/8" Top Bolts) Starter At 8:00 (Cast # 301) Has A Crank Sensor In The Bell 1990-Up	1	TBA
750	69808C	Bell Housing, RL4R01A/RE4R01A (4 3/8" Top Bolts) Starter At 8:00 (Cast #301) Has No Crank Sensor In The Bell 1990-Up	1	TBA
750	69808D	Bell Housing, RL4R01A/RE4R01A (4 3/8" Top Bolts) Starter At 9:00 (Cast #ZV)	1	TBA
750	69808A	Bell Housing, RL4R01A/RE4R01A (1988-89 All & 1990-Up 6 Cylinder)	1	TBA
750	69808B	Bell Hsg, RL4R01A/RE4R01A (4 3/8" Top Bolts) Starter At 10:00 (Cast #TA-1) 1990-Up	1	TBA
750	69808E	Bell Housing, RE4R01A (4 3/8" Top Bolts) Square Starter Hole At 8:00 (With 2 Threaded Bosses Behind Starter) Cast #VG#1	1	TBA
750	69808F	Bell Housing, RL4R01A/RE4R01A (2 13/16" Top Bolts) Starter At 8:00 (Cast #BM003)	1	TBA
750	69808G	Bell Housing, RL4R01A/RE4R01A (2 13/16" Top Bolts) Starter At 8:00 (Cast #BV11)	1	TBA
750	62172A	Bell Housing, RG4R01A/JR403E (5 5/8") 8 Bolts To Case (No Starter)	1	TBA

## RL/RE4R01A, R4A-EL, JR403E, RE4R03A, RE5R01A

ILL#	Part#		QTY	REF#
750.....	62172B.....	Bell Housing, RG4R01A (5 5/8") 8 Bolts To Case (Starter At 2:00) .....	1.....	TBA
750.....	62172C.....	Bell Housing, RG4R01A (7 3/8") 8 Bolts To Case (Starter At 3:00) .....	1.....	TBA
750.....	62172D.....	Bell Housing, RG4R01A (8 1/2") 9 Bolts To Case (Starter At 1:00) .....	1.....	TBA
750.....	62172.....	Bell Housing, RE4R03A, 300ZX Turbo.....	1.....	TBA
750.....	62172E.....	Bell Housing, RE4R03A (6 1/4" Top Bolts) Starter At 9:00 (Cast #NX #1) .....	1.....	TBA
750.....	62172F.....	Bell Housing, RE4R03A (6 1/4" Top Bolts) Starter At 3:00 (Cast #NX #2) 2WD.....	1.....	TBA
760.....	69701.....	Case, RE4R01A, Pathfinder, Pick-Up, Van, 1988-89.....	1.....	TBA
760.....	69701A.....	Case, RE4R01A (With Vent On Top Rear Of Case) 1990-Up.....	1.....	TBA
760.....	69701D.....	Case, RE4R01A (With Sensor Thru Case At Pump Area).....	1.....	TBA
760.....	69701B.....	Case, RE4R01A (With Vent On Top Front Of Case) 1990-Up.....	1.....	TBA
760.....	69701C.....	Case, RL4R01A (Has Steel Sleeve In Rear For Governor Bore) .....	1.....	TBA
760.....	62170A.....	Case, RG4R01A/JR403E (18 5/8") 8 Bolts To Bell (With PTO) .....	1.....	TBA
760.....	62170B.....	Case, RG4R01A (18 5/8") 9 Bolts To Bell (With PTO) .....	1.....	TBA
760.....	62170.....	Case, RE4R03A (15 1/2" Long) With Speed Sensor In Pump .....	1.....	TBA
760.....	62170C.....	Case, RE4R03A (15 1/2" Long) No Speed Sensor In Pump .....	1.....	TBA
760.....	62170EL.....	Case, RE5R01A (With Vent On Top Rear) .....	1.....	TBA
763.....	62732.....	Brake Drum, RG4R01A/JR403E Parking Brake (ON Extension Housing) .....	1.....	TBA
765.....	69881A.....	Pan, RL4R01A/RE4R01A (2.520" Deep) 18 Holes (No Drain) .....	1.....	TBA
765.....	69881.....	Pan, RE4R01A (2.350" Deep) 18 Holes (With Drain) .....	1.....	TBA
765.....	69881B.....	Pan, RE4R01A 4x4 (3.410" Deep) With Skid Plate .....	1.....	TBA
765.....	62840.....	Pan, RG4R01A/JR403E .....	1.....	TBA
765.....	62840A.....	Pan, RE4R03A (2WD) .....	1.....	TBA
770.....	69702A.....	Extension Hsg, RL4R01A/RE4R01A 2WD (11 1/2" Long) Speed-O Hole Is 5 3/4" From.....	1.....	TBA
.....	.....	Seal To Center Of Speed-O Hole .....	.....	.....
770.....	69702B.....	Extension Hsg, RL4R01A/RE4R01A 2WD (11 1/2" Long) Speed-O Hole Is 5" From Seal .....	1.....	TBA
.....	.....	To Center Of Speed-O Hole .....	.....	.....
770.....	69702C.....	Extension Housing, RE4R01A/RE4R01A 2WD (8 3/4" Long) 4 Bolt Mount On Top.....	1.....	TBA
770.....	69702D.....	Extension Hsg, RE4R01A/RE4R03A 2WD (5" Long) 2 Bolt Mount On Top & 2 Bolt Mount.....	1.....	TBA
.....	.....	On Bottom (With Speed-O Hole & Sensor Hole) .....	.....	.....
770.....	69702.....	Extension Housing, RL4R01A/RE4R01A 4x4 (5 1/8" Long) .....	1.....	TBA
770.....	69702E.....	Extension Housing, RL4R01A/RE4R01A 4x4 (6 5/16" Long) .....	1.....	TBA
770.....	69702F.....	Extension Housing, RE5R01A 2WD (13 1/4" Long) .....	1.....	TBA
770.....	62702.....	Extension Housing, RG4R01A/JR403E 2WD (6 1/8" Long) .....	1.....	TBA
770.....	62702A.....	Extension Housing, RG4R01A 2WD (6 1/8" Long) With 3 Bolt Mount On Top.....	1.....	TBA
770.....	62702B.....	Extension Housing, RG4R01A 2WD (6 1/8" Long) With 4 Bolt Mount On Top.....	1.....	TBA
770.....	62702C.....	Extension Housing, RE4R03A 2WD (11" Long) Cast #1A.....	1.....	TBA
800.....	62801.....	Top Drive Gear, RG4R01A/JR403E .....	1.....	TBA
847.....	62227.....	Gear, RG4R01A/JR403E Speed-O Drive (5 Teeth) .....	1.....	TBA
853.....	69141.....	Cushion Spring, RL4R01A/RE4R01A Forward Clutch .....	1.....	TBA
853.....	62141.....	Cushion Spring, RE4R03A/RG4R01A/JR403E Forward Clutch .....	1.....	TBA
854.....	69142.....	Cushion Spring, RL4R01A/RE4R01A Reverse Clutch .....	1.....	TBA
854.....	62142.....	Cushion Spring, RE4R03A/RG4R01A/JR403E Reverse Clutch .....	1.....	TBA
854.....	K69750A.....	Kit, Reverse "Drum Saver", 34T Drums.....	1.....	75758
854.....	K69750B.....	Kit, Reverse "Drum Saver", 30T Drums.....	1.....	75758A
856.....	69143.....	Cushion Spring, RL4R01A/RE4R01A Overrun Clutch .....	1.....	TBA
856.....	62143.....	Cushion Spring, RE4R03A/RG4R01A/JR403E Overrun Clutch.....	1.....	TBA
857.....	69144.....	Cushion Spring, RL4R01A/RE4R01A Low/Reverse Clutch .....	1.....	TBA
857.....	62144.....	Cushion Spring, RE4R03A/RG4R01A/JR403E Low/Reverse Clutch.....	1.....	TBA
<b>SERVOS, PISTONS &amp; MISCELLANEOUS</b>				
900.....	K69997.....	Servo Assembly, RL4R01A/RE4R01A Overdrive .....	1.....	TBA
900.....	K62997.....	Servo Assembly, RG4R01A/JR403E Overdrive (Cast # 51X00) .....	1.....	TBA
900.....	K62997A.....	Servo Assembly, RE4R03A Overdrive (Cast #51X02) 4.098" OD Piston.....	1.....	TBA
900.....	K62997AA.....	Servo Assembly, RE4R03A Overdrive (Cast #51X03) 4.651" OD Piston).....	1.....	TBA
901.....	69621.....	Spring, RL4R01A/RE4R01A Overdrive Servo.....	1.....	TBA
902.....	69997.....	Piston, RL4R01A/RE4R01A Overdrive Servo .....	1.....	TBA
903.....	69622.....	Pin, RL4R01A/RE4R01A Overdrive Servo .....	1.....	TBA
904.....	69623.....	Cover, RL4R01A/RE4R01A Overdrive Servo .....	1.....	TBA
907.....	69624.....	Retainer, RL4R01A/RE4R01A Overdrive Servo Cover .....	1.....	TBA
917.....	69625.....	Strut, RL4R01A/RE4R01A/RE4R03A/RG4R01A/JR403E Overdrive Band .....	1.....	TBA
918.....	69081.....	Adjustment Screw, RL4R01A/RE4R01A Overdrive Band (2" Long) .....	1.....	TBA
918.....	62081.....	Adjustment Screw, RG4R01A/JR403E Overdrive Band (2 3/4" Long) .....	1.....	TBA
920.....	69082.....	Adjustment Nut, RL4R01A/RE4R01A Overdrive Band.....	1.....	TBA
920.....	62082.....	Adjustment Nut, RG4R01A/JR403E Overdrive Band.....	1.....	TBA
925.....	K69998.....	Accumulator Assembly, RL4R01A/RE4R01A With Springs.....	1.....	TBA
925.....	K62998.....	Accumulator Assembly, RG4R01A/JR403E With Springs.....	1.....	TBA
964.....	69764.....	Piston, RL4R01A/RE4R01A Forward Clutch.....	1.....	TBA
964.....	62764.....	Piston, RG4R01A/JR403E/RE4R03A Forward Clutch .....	1.....	TBA

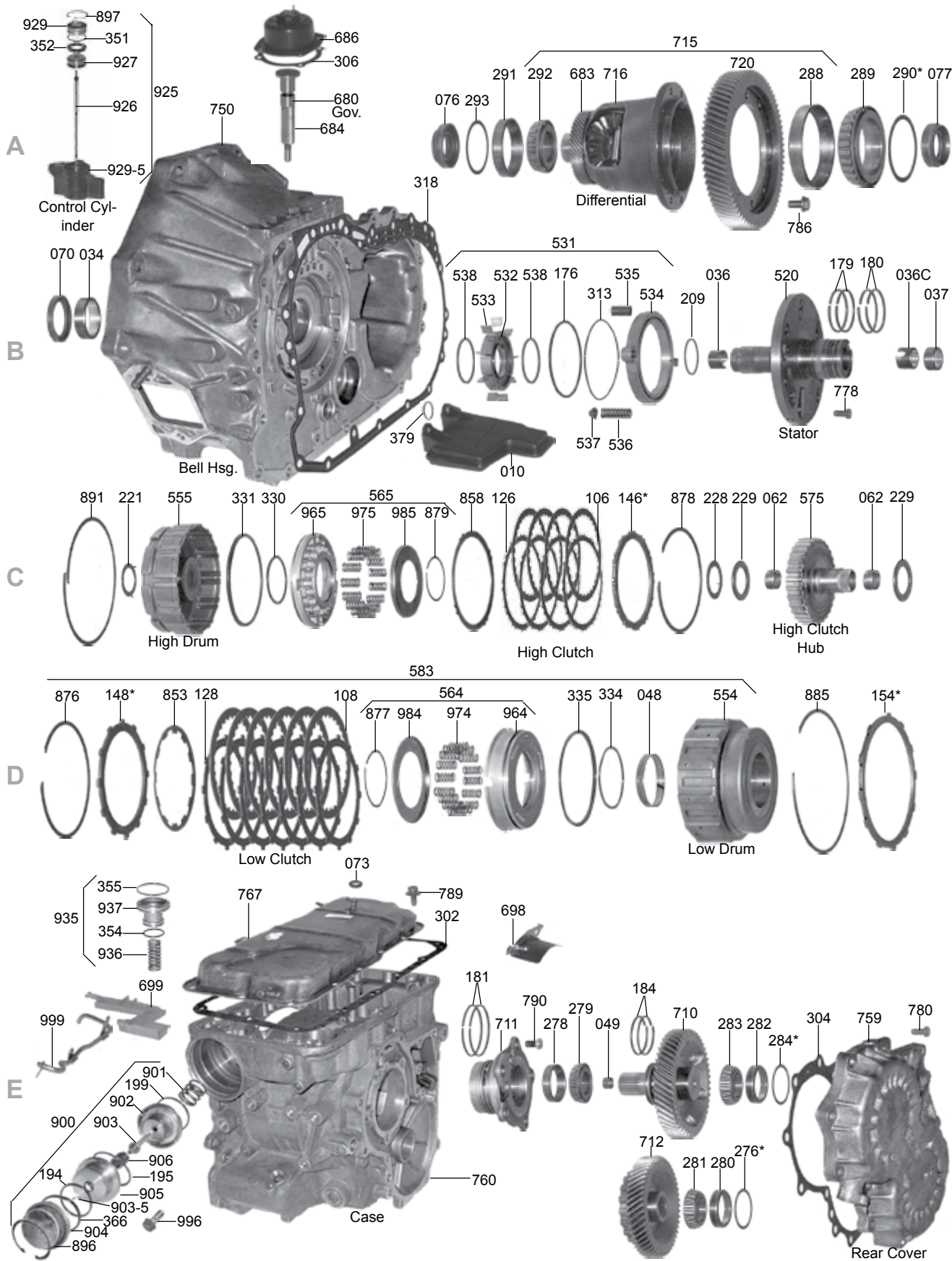
## RL/RE4R01A, R4A-EL, JR403E, RE4R03A, RE5R01A

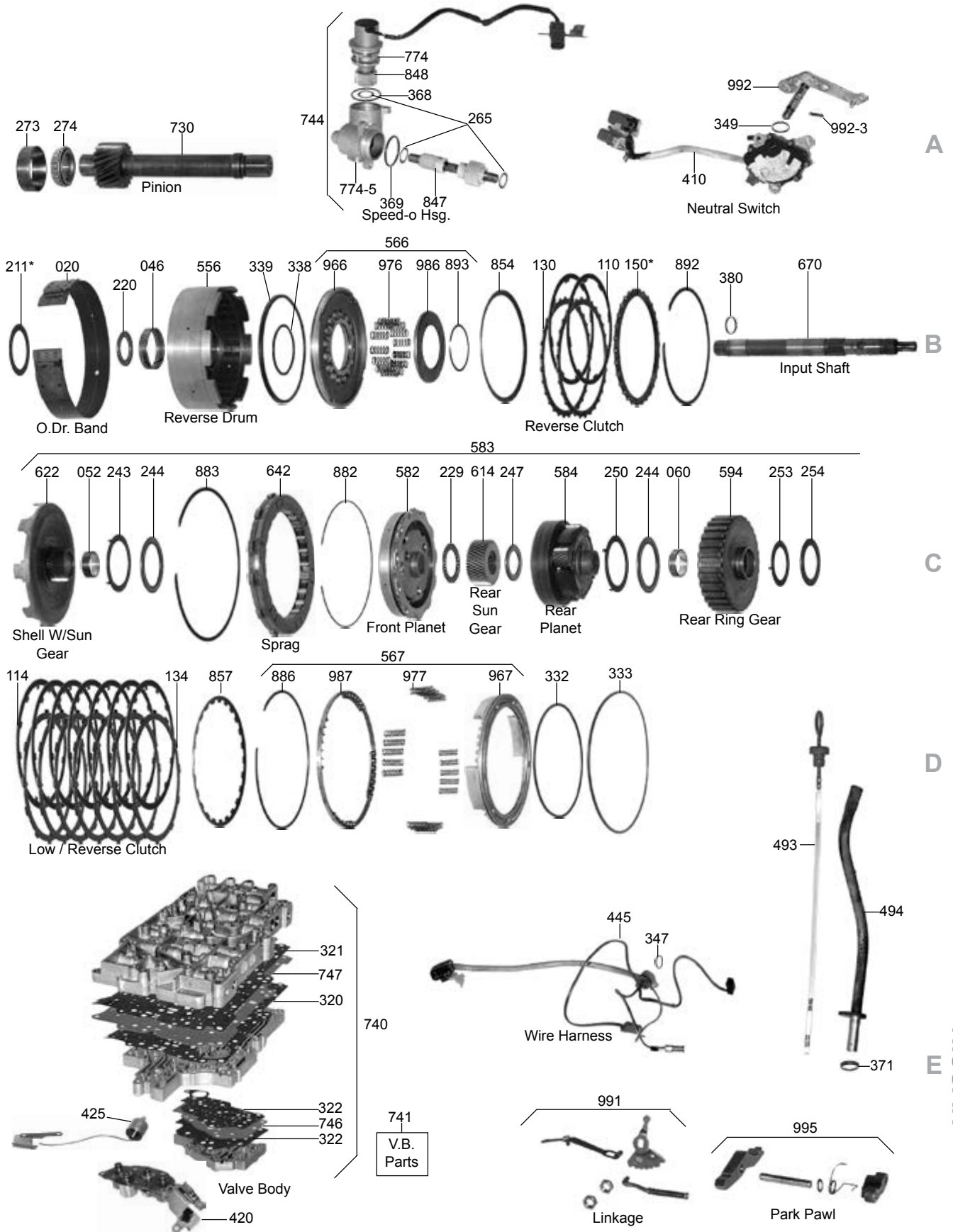
ILL#	Part#		QTY	REF#
965.....	69765.....	Piston, RL4R01A/RE4R01A High Clutch.....	1.....	TBA
965.....	62765.....	Piston, RG4R01A/JR403E/RE4R03A High Clutch.....	1.....	TBA
966.....	69766.....	Piston, RL4R01A/RE4R01A Reverse Clutch.....	1.....	TBA
966.....	62766.....	Piston, RG4R01A/JR403E/RE4R03A Reverse Clutch.....	1.....	TBA
967.....	69767.....	Piston, RL4R01A/RE4R01A Low/Reverse Clutch.....	1.....	TBA
967.....	62767.....	Piston, RG4R01A/JR403E/RE4R03A Low/Reverse Clutch.....	1.....	TBA
969.....	69769.....	Piston, RL4R01A/RE4R01A Overrun Clutch.....	1.....	TBA
969.....	62769.....	Piston, RG4R01A/JR403E/RE4R03A Overrun Clutch.....	1.....	TBA
974.....	69878.....	Spring, RL4R01A/RE4R01A Forward Clutch Return.....	1.....	TBA
974.....	62878.....	Spring, RG4R01A/JR403E/RE4R03A Forward Clutch Return.....	1.....	TBA
975.....	69875.....	Spring, RL4R01A/RE4R01A High Clutch Return.....	1.....	TBA
975.....	62875.....	Spring, RG4R01A/JR403E/RE4R03A High Clutch Return.....	1.....	TBA
976.....	69876.....	Spring, RL4R01A/RE4R01A Reverse Clutch Return.....	1.....	TBA
976.....	62876.....	Spring, RG4R01A/JR403E/RE4R03A Reverse Clutch Return.....	1.....	TBA
977.....	69877.....	Spring, RL4R01A/RE4R01A Low/Reverse Clutch Return.....	1.....	TBA
977.....	62877.....	Spring, RG4R01A/JR403E/RE4R03A Low/Reverse Clutch Return.....	1.....	TBA
984.....	69774.....	Retainer, RL4R01A/RE4R01A Forward Clutch Spring.....	1.....	TBA
984.....	62774.....	Retainer, RG4R01A/JR403E/RE4R03A Forward Clutch Spring.....	1.....	TBA
985.....	69775.....	Retainer, RL4R01A/RE4R01A High Clutch Spring.....	1.....	TBA
985.....	62775.....	Retainer, RG4R01A/JR403E/RE4R03A High Clutch Spring.....	1.....	TBA
986.....	69776.....	Retainer, RL4R01A/RE4R01A Reverse Clutch Spring.....	1.....	TBA
986.....	62776.....	Retainer, RG4R01A/JR403E/RE4R03A Reverse Clutch Spring.....	1.....	TBA
987.....	69777.....	Retainer, RL4R01A/RE4R01A Low/Reverse Clutch Spring.....	1.....	TBA
987.....	62777.....	Retainer, RG4R01A/JR403E/RE4R03A Low/Reverse Clutch Spring.....	1.....	TBA
991.....	K69626.....	Linkage, RL4R01A/RE4R01A Internal.....	1.....	TBA
991.....	K62626.....	Linkage, RG4R01A/JR403E Internal.....	1.....	TBA
992.....	69627.....	Shift Lever, RL4R01A/RE4R01A (Outside) Goes Through Case.....	1.....	TBA
992.....	69628.....	Pin, RL4R01A/RE4R01A Holds Shift Lever In Case.....	1.....	TBA
995.....	K69629.....	Park Pawl Assembly, RL4R01A/RE4R01A (.470" Thick Park Pawl) 7 Pieces.....	1.....	TBA
995.....	K69629A.....	Park Pawl Assembly, RL4R01A/RE4R01A (.320" Thick Park Pawl) 7 Pieces.....	1.....	TBA
996.....	69631.....	Cooler Line Fitting, RL4R01A/RE4R01A.....	1.....	TBA
998.....	69631A.....	Cooler Replacement Kit, RE4R01A.....	1.....	21606-15V25

**RL/RE4R01A, R4A-EL, JR403E, RE4R03A, RE5R01A****Notes**



## RL4F02A, RE4F02A





## RL4F02A, RE4F02A

ILL#	Part#		QTY	REF#
<b>OVERHAUL KITS</b>				
NI.....	K93900C.....	Overhaul Kit, RL4F02A/RE4F02A Combo 1985-Up.....	1.....	N/A
NI.....	K93900E.....	Overhaul Kit, RL4F02A, Maxima 7/84-7/85 Only.....	1.....	N/A
<b>MASTER L/STEEL KITS</b>				
NI.....	DK9300ES.....	Master L/Steels Kit, RL4F02A, Maxima 7/84-7/85 Only.....	1.....	N/A
NI.....	DK9300CS.....	Master L/Steels Kit, RL4F02A/RE4F02A, Maxima 8/85-7/91 All, W/SOHC 7/91-94 V-6.....	1.....	N/A
NI.....	DK9300MES.....	Master L/Steels Kit, RE4F02A/V, Stanza 7/89-7/92(Add 1ea 93154A Left Axle Seal, If Non-Slip Differential) Axxess 1/89-3/94 (Add K93900-2 Sub Kit For Axxess).....	1.....	N/A
NI.....	DK9300PS.....	Master L/Steels Kit, RL4F02A, Pulsar/NX 8/87-9/89 W/DOHC.....	1.....	N/A
NI.....	DK9300STS.....	Master L/Steels Kit, RL4F02A Stanza, 3/85-8/89.....	1.....	N/A
<b>MASTER W/STEELS KITS</b>				
NI.....	DK9300E.....	Master W/Steels Kit, RL4F02A, Maxima 7/84-7/85 Only.....	1.....	N/A
NI.....	DK9300C.....	Master W/Steels Kit, RL4F02A/RE4F02A, Maxima 8/85-7/91 All, W/SOHC 7/91-94 V-6.....	1.....	N/A
NI.....	DK9300ME.....	Master W/Steels Kit, RE4F02A/V, Stanza 7/89-7/92(Add 1ea 93154A Left Axle Seal, If Non-Slip Differential) Axxess 1/89-3/94 (Add K93900-2 Sub Kit For Axxess).....	1.....	N/A
NI.....	DK9300P.....	Master W/Steels Kit, RL4F02A, Pulsar/NX 8/87-9/89 W/DOHC.....	1.....	N/A
NI.....	DK9300ST.....	Master W/Steels Kit, RL4F02A Stanza, 3/85-8/89.....	1.....	N/A
<b>FILTERS</b>				
010.....	93710.....	Filter, RL4F02A/RE4F02A.....	1.....	31728-2X00
<b>BANDS</b>				
020.....	93700.....	Band, RL4F02A/RE4F02A Overdrive (1 1/2" Wide) (1 Groove Lining) 1985-Up.....	1.....	31630-21X00
<b>BUSHINGS</b>				
030.....	K93000A.....	Bushing Kit, RL4F02A/RE4F02A 12 Piece Kit 1985-94.....	1.....	TBA
030.....	K93000.....	Bushing Kit, RL4F02A/RE4F02A 7 Piece Kit, 1985-94.....	1.....	TBA
034.....	93001.....	Bushing, RL4F02A/RE4F02A Bell Housing.....	1.....	31343-21X01
036.....	93002.....	Bushing, RN4F02A Stator (Front) Non Lock-up (2 Slots) .948" OD.....	1.....	31354-21X01
036.....	93002.....	Bushing, RL4F02A/RE4F02A Stator (Front) Lock-up (1.030" OD).....	1.....	TBA
036.....	93002AA.....	Bushing, RL4F02A/RE4F02A Stator (Front) (Pulsar).....	1.....	TBA
036.....	93003.....	Bushing, RL4F02A/RE4F02A Stator (Center) (1 Slot).....	1.....	31352-21X00
037.....	93004.....	Bushing, RL4F02A/RE4F02A Stator (Rear) (No Slots).....	1.....	31363-21X01
046.....	93005.....	Bushing, RL4F02A/RE4F02A Reverse Drum (2 Slots).....	1.....	31513-21X00
048.....	93009.....	Bushing, RL4F02A/RE4F02A Low Clutch Drum.....	1.....	31579-21X00
049.....	93010.....	Bushing, RL4F02A/RE4F02A Output Shaft.....	1.....	31483-21X01
052.....	93007.....	Bushing, RL4F02A/RE4F02A Sun Gear.....	1.....	31462-21X04
060.....	93008.....	Bushing, RL4F02A/RE4F02A Rear Ring Gear.....	1.....	31453-21X00
062.....	93006.....	Bushing, RL4F02A/RE4F02A High Clutch Hub.....	2.....	31548-21X01
<b>METAL CLAD SEALS</b>				
070.....	93151.....	Seal, RL4F02A/RE4F02A Pump (Converter Housing)(No Notch) 1985-Up.....	1.....	31344-21X00
070.....	93151AA.....	Seal, RL4F02A/RE4F02A Pump (Converter Housing) (With Notch) 1985-Up.....	1.....	TBA
073.....	93159.....	Seal, RL4F02A/RE4F02A Throttle Shaft.....	1.....	31908-21X00
076.....	93152.....	Seal, RL4F02A/RE4F02A Right Axle (33 x 59 x 17mm).....	1.....	38342-03E01
076.....	93157.....	Seal, RL4F02A Right Axle (52 x 72 x 9mm) Stanza SW AWD 1985-E89.....	1.....	38342-06R00
076.....	93157AA.....	Seal, RL4F02A/RE4F02A Right Axle (60 x 78 x 9mm) Axxess 4x4 1989-Up.....	1.....	33111-56E00
077.....	93153.....	Seal, RL/RE4F02A Left Axle (39 x 57 x 17mm) All Maxima & Stanza 2WD 1985-E89.....	1.....	38342-21X01
077.....	93154.....	Seal, RL4F02A/RE4F02A Left Axle (39 x 57 x 21.5mm) Axxess 2WD, Pulsar, Stanza Station Wagon 2WD & 4x4, & 2WD 1989-Up.....	1.....	38342-21X00
077.....	93154A.....	Seal, RE4F02A Left Axle (46 x 90 x 11mm) Stanza 2WD With Viscous Coupling 89-Up.....	1.....	38342-21X03
077.....	93154AA.....	Seal, RL4F02A/RE4F02A Left Axle (42 x 90 x 11.9mm) Axxess 4x4 1989-Up.....	1.....	38342-56E00
078.....	83153.....	Seal, RL4F02A/RE4F02A Speed-O Shaft.....	1.....	32709-58S00
<b>FRICTIONS</b>				
106.....	93104B.....	Friction, RL4F02A High Clutch (.079") 30 Wide Teeth (5.045" OD) 1985-88.....	3.....	31562-21X03
106.....	93104A.....	Friction, RL4F02A/RE4F02A High Clutch (.063") 30 Wide Teeth (5.045" OD) 1985-Up.....	4.....	31562-21X02
106.....	93104C.....	Friction, RL4F02A/RE4F02A High Clutch (.063") 30 Wide Teeth (5.235" OD) 1987-UP.....	4.....	31532-21X05
106.....	93104HA.....	Friction, RL4F02A High Clutch (.078") 30 Narrow Teeth (5.045" OD) Stanza 1985-2/88.....	3.....	31562-21X00
106.....	93104H.....	Friction, RL4F02A High Clutch (.067") 30 Narrow Teeth (5.045" OD) Maxima, 7/84-9/84.....	4.....	31562-21X01
108.....	93109.....	Friction, RL4F02A/RE4F02A Low Clutch (.079") 30 Teeth (5.700" OD).....	4-6.....	31592-21X00
110.....	93100.....	Friction, RL4F02A Reverse Clutch (.079") 8 Teeth 1985-89.....	2.....	31532-21X00
110.....	93100A.....	Friction, RL4F02A/RE4F02A Reverse Clutch (.079") 34 Teeth 1987-Up.....	2.....	31532-21X07
114.....	93115.....	Friction, RL4F02A/RE4F02A Low/Reverse Clutch (.079") 12 Teeth 1985-Up.....	5-7.....	31662-21X00
110.....	K69750.....	Friction/Steel Kit, "DrumSaver" RE4F02A Reverse Clutch (.079") 8 Teeth 1985-89.....	1.....	68758
NI.....	K69750A.....	Friction/Steel Kit, "DrumSaver" RE4F02A Reverse Clutch (.079") 34 Teeth 1990-94.....	1.....	75758



# NISSAN

## RL4F02A, RE4F02A

ILL#	Part#		QTY	REF#
<b>STEELS</b>				
126.....	93107F.....	Steel, RL4F02A/RE4F02A High Clutch (.055") 24 Narrow Teeth .....	7 .....	31536-21X03
126.....	93107B.....	Steel, RL4F02A/RE4F02A High Clutch (.067") 24 Narrow Teeth .....	7 .....	31536-21X02
126.....	93107A.....	Steel, RL4F02A/RE4F02A High Clutch (.079") 24 Narrow Teeth .....	5 .....	31566-21X00
126.....	93107.....	Steel, RL4F02A/RE4F02A High Clutch (.108") 24 Narrow Teeth .....	3 .....	31566-21X02
126.....	93107E.....	Steel, RL4F02A/RE4F02A High Clutch (.118") 24 Narrow Teeth .....	3 .....	31566-21X01
126.....	93107C.....	Steel, RL4F02A/RE4F02A High Clutch (.118") 27 Teeth 1987-Up .....	3 .....	31536-41X02
126.....	93107D.....	Steel, RL4F02A/RE4F02A High Clutch (.079") 27 Teeth 1987-Up .....	5 .....	31536-41X03
126.....	93107G.....	Steel, RE4F02A High Clutch (.095") 27 Teeth 1990-Up .....	4 .....	31536-21X04
128.....	93112.....	Steel, RL4F02A/RE4F02A Low Clutch (.079") 12 Teeth 1985-Up .....	5-7 .....	31596-21X01
130.....	93102.....	Steel, RL/RE4F02A Rev Clu (.079") 30 Round Teeth 1985-Up (For Cast Iron Drum) .....	2 .....	31536-21X01
130.....	93102A.....	Steel, RL4F02A Rev Clu (.079") 30 Square Teeth 1986-89 (For Stamped Steel Drum) .....	2 .....	31536-21X00
134.....	93117.....	Steel, RL4F02A/RE4F02A Low/Reverse Clutch (.079") 12 Teeth 1985-Up .....	5-7 .....	31666-23X00
<b>PRESSURE PLATES</b>				
146.....	93130.....	Pressure Plate, RL/RE4F02A High Clutch (Selective .142"-.197") 24 Narrow Teeth .....	1 .....	31567-21X00
148.....	93131.....	Pressure Plate, RL4F02A/RE4F02A Low Clutch (Selective .126"-.210") .....	1 .....	31597-21X10
150.....	93132.....	Press Plate, RL/RE4F02A Reverse Clu (Selective 4.6mm-5.4mm) 30 Square Teeth .....	1 .....	31537-21X10
		5.345" ID (For Stamped Steel Drum) 1986-89 .....		
150.....	93132A.....	Press Plate, RL/RE4F02A Reverse Clu (Selective 4.6mm-5.4mm) 30 Round Teeth .....	1 .....	TBA
		5.345" ID (For Cast Iron Drum) 1985-Up .....		
154.....	93133.....	Pressure Plate, RL4F02A/RE4F02A Low/Reverse Clutch (Selective .134"-.494") .....	1 .....	31667-21X00
<b>VALVE BODY KITS</b>				
165.....	K93908.....	Shift Kit, RL4F02A/RE4F02A, Maxima 1985-96, Stanza 1988-90, Pulsar 1986-90 .....	1 .....	SK® RE4F02A
<b>SEALING RINGS</b>				
175.....	K93903.....	Ring Kit, RL4F02A/RE4F02A .....	1 .....	TBA
176.....	69305.....	Ring, RL4F02A/RE4F02A Pump Slide (Metal) .....	1 .....	TBA
179.....	69300T.....	Ring, RL4F02A/RE4F02A Reverse Clutch (Teflon) (Also Fits Output Shaft) .....	2-4 .....	TBA
180.....	93307T.....	Ring, RL4F02A/RE4F02A High Drum (Teflon) .....	2 .....	31558-21X00
181.....	93303T.....	Ring, RL4F02A/RE4F02A Low/Drum (Teflon) .....	2 .....	TBA
184.....	69300T.....	Ring, RL4F02A/RE4F02A Output Shaft (Teflon) (Use 69300T) .....	2 .....	31487-21X00
<b>WASHERS &amp; BEARINGS</b>				
200.....	K93906.....	Kit, Washer, RL4F02A/RE4F02A Stator To Reverse Drum (6-Plastic) .....	1 .....	TBA
209.....	93413.....	Spacer, RE4F02A Pump Stator Tube To Rotor (Plastic) .....	1 .....	TBA
211.....	93400AA.....	Washer, RL4F02A/RE4F02A Stator To Reverse Drum (.028") Plastic .....	1 .....	31528-21X00
211.....	93400.....	Washer, RL4F02A/RE4F02A Stator To Reverse Drum (.035") Plastic .....	1 .....	31528-21X01
211.....	93400C.....	Washer, RL4F02A/RE4F02A Stator To Reverse Drum (.043") Plastic .....	1 .....	31528-21X02
211.....	93400A.....	Washer, RL4F02A/RE4F02A Stator To Reverse Drum (.051") Plastic .....	1 .....	31528-21X03
211.....	93400D.....	Washer, RL4F02A/RE4F02A Stator To Reverse Drum (.059") Plastic .....	1 .....	31528-21X04
211.....	96400B.....	Washer, RL4F02A/RE4F02A Stator To Reverse Drum (.067") Plastic .....	1 .....	31528-21X05
211.....	93400E.....	Washer, RL4F02A/RE4F02A Stator To Reverse Drum (.075") Plastic .....	1 .....	31528-21X06
220.....	93403.....	Bearing W/Race, RL4F02A/RE4F02A Stator To High Drum .....	1 .....	TBA
221.....	93404.....	Race, RL4F02A/RE4F02A Stator To High Drum (.031") 3 Tab (Metal) .....	1 .....	31429-21X00
221.....	93404A.....	Race, RL4F02A/RE4F02A Stator To High Drum (.039") 3 Tab (Metal) .....	1 .....	31429-21X01
221.....	93404B.....	Race, RL4F02A/RE4F02A Stator To High Drum (.047") 3 Tab (Metal) .....	1 .....	31429-21X02
221.....	93404C.....	Race, RL4F02A/RE4F02A Stator To High Drum (.055") 3 Tab (Metal) .....	1 .....	31429-21X03
221.....	93404D.....	Race, RL4F02A/RE4F02A Stator To High Drum (.063") 3 Tab (Metal) .....	1 .....	31429-21X04
221.....	93404E.....	Race, RL4F02A/RE4F02A Stator To High Drum (.071") 3 Tab (Metal) .....	1 .....	31429-21X05
221.....	93404F.....	Race, RL4F02A/RE4F02A Stator To High Drum (.079") 3 Tab (Metal) .....	1 .....	31429-21X06
228.....	93405.....	Race, RL4F02A/RE4F02A High Drum To Hub (3 Inner Tabs) (Metal) .....	1 .....	31439-21X00
229.....	66710.....	Bearing W/Race, RL/RE4F02A High Drum To Hub (Both Sides) & Front Planet (Rear) .....	1-3 .....	31436-X0100
232.....	93406.....	Brg W/Race, RL/RE4F02A High Drum To Hub (Both Sides) & Front Planet (Rear) (.110") .....	1-3 .....	31438-X0100
243.....	93407.....	Race, RL4F02A/RE4F02A Shell To Front Planet (Also Fits Rear Planet To Rear Ring Gear) .....	1-2 .....	31464-21X00
244.....	93408.....	Bearing W/Race, RL/RE4F02A Shell To Front Planet & Rear Planet To Rear Ring Gear .....	1-2 .....	31435-21X00
247.....	93403.....	Bearing W/Race, RL4F02A/RE4F02A Rear Sun Gear To Rear Planet .....	1 .....	31428-X0100
250.....	93408A.....	Race, RL4F02A/RE4F02A Rear Planet To Rear Ring Gear (Use 73243) .....	1 .....	31464-21X00
253.....	93409.....	Race, RL4F02A/RE4F02A Rear Ring Gear To Rear Support .....	1 .....	31456-21X00
254.....	93410.....	Bearing, RL4F02A/RE4F02A Rear Ring Gear To Rear Support .....	1 .....	31455-21X00
265.....	93412.....	Washer, RL4F02A/RE4F02A (.477" ID) Speed-O Shaft To Adapter Housing .....	1 .....	TBA
265.....	93412A.....	Washer, RL4F02A/RE4F02A (.400") Speed-O Gear To Speed-O Housing .....	1 .....	TBA
<b>GASKETS &amp; RUBBER COMPONENTS</b>				
302.....	93500.....	Gasket, RL4F02A/RE4F02A Top Pan Gasket .....	1 .....	31396-21X01
304.....	93501.....	Gasket, RL4F02A/RE4F02A Transfer Gear Cover .....	1 .....	31398-21X03
313.....	93502.....	O-Ring, RL4F02A/RE4F02A Front Pump Gear 1985-94 .....	1 .....	31526-41X10



## RL4F02A, RE4F02A

ILL#	Part#		QTY	REF#
318	93503	Gasket, RL4F02A/RE4F02A Bell Housing To Case	1	31309-21X04
320	93505A	Gasket, RL4F02A Valve Body To Case (Upper) Except Axxess 8/85-94	1	TBA
320	93505	Gasket, RE4F02A Valve Body To Case (Upper) Except Axxess 8/85-94	1	TBA
321	93506A	Gasket, RL4F02A Valve Body To Spacer Plate (Lower) Except Axxess 8/85-94	1	TBA
321	93506	Gasket, RE4F02A Valve Body To Spacer Plate (Lower) Except Axxess 8/85-94	1	TBA
321	K93912	Kit, Valve Body Gasket Kit For Axxess, 1989-94	1	TBA
379	93510	O-Ring, RL4F02A/RE4F02A Filter Screen	1	31729-21X01

### TECHNICAL MANUALS

400	TMRL4F02A	Technical Manual, RL4F02A	1	83-FL4F02ATM
-----	-----------	---------------------------	---	--------------

### ELECTRICAL COMPONENTS

410	93991	Switch, RL/RE4F02A Neutral Safety (4 Prong Conn) With 16" Long Wire Harness	1	TBA
410	93991A	Switch, RE4F02A Neutral Safety (1 - 6 Prong & 1 - 3 Prong Conne) W/ 12" Long Wire Harn	1	TBA
410	93991B	Switch, RE4F02A Neutral Safety (1 - 7 Prong & 1 - 2 Prong Conn) W/ 13" Long Wire Harn	1	TBA
410	93991C	Switch, RE4F02A Neutral Safety (4 Prong Connector) With 36" Long Wire Harness	1	TBA
420	93954	Solenoid Assembly, RE4F02A (L/Up Solenoid Not Included), 1985-94	1	31940-27X66
425	93957	Solenoid, RL4F02A Lock-Up	1	31940-21X04
425	93955	Solenoid, RE4F02A Lock-Up	1	31940-27X63
427	93956	Solenoid, RL4F02A/RE4F02A Overdrive	1	31940-21X05
445	93986	Wire Harn, RE4F02A (3 Prong Conn) 14" Long External Wire Harn From Conn To Case Plug	1	TBA
445	93986A	Wire Harn, RE4F02A (3 Prong Conn) 7" Long External Wire Harn From Conn To Case Plug	1	TBA
445	93986B	Wire Harn, RE4F02A (3 Prong Conn) 33 1/2" External Wire Harn From Conn To Case Plug	1	TBA
445	93986C	Wire Harn, RE4F02A (7 Prong Conn) 15" Long External Wire Harn From Conn To Case Plug	1	TBA

### PUMPS & PUMP COMPONENTS

520	93780	Stator, RL/RE4F02A (3" Shaft With Step At Base) (No Plastic Spacer #209)	1	TBA
520	93780B	Stator, RL4F02A/RE4F02A (3" Shaft No Step) Uses A Plastic Spacer # 93209	1	TBA
520	93780C	Stator, RL/RE4F02A (3 1/4" Shaft W/ Step At Base) .850" ID Bsh (No Plastic #209 Spacer)	1	TBA
520	93780CA	Stator, RL/RE4F02A (3 1/4" Shaft With Step At Base) .945" ID Bushing (Does Not Use A Plastic Spacer # 93209) (Can Use 93780CC)	1	TBA
520	93780A	Stator, RL/RE4F02A (3 1/4" Shaft No Step) .850" ID Bsh (Uses A Plastic Spacer #209)	1	TBA
520	93780CC	Stator, RL4F02A/RE4F02A (3 1/4" Shaft No Step) .945" ID Bushing (Uses A Plastic Spacer # 93209) (Can Use 93780CA)	1	TBA
531	93201	Rotor Kit, RL4F02A/RE4F02A Pump (With Vanes, Slide & Rotor)	1	TBA
532	93927	Rotor, RL4F02A/RE4F02A Pump	1	TBA
533	93926	Vane, RL4F02A/RE4F02A Pump	9	TBA
534	93928	Slide, RL4F02A/RE4F02A Pump	1	TBA
535	93923	Pin, RL4F02A/RE4F02A Pump Slide Pivot Pin	1	TBA
536	93922	Spring, RL4F02A/RE4F02A Pump Slide	1	TBA
538	93310	Ring, RL4F02A/RE4F02A Pump Vane	2	TBA

### DRUMS & CLUTCH HUBS

554	93881A	Drum, RL/RE4F02A Low Clu (4-Clu) (Fits Front Planet W/ Half Moon Cuts)	1	TBA
554	93881AA	Drum, RL/RE4F02A Low Clu (4-Clu) (Fits Frt Planet That Is Flat Where Drum Sits)	1	TBA
554	93881B	Drum, RL/RE4F02A Low Clu (5-Clu) (Fits Front Planet W/ Half Moon Cuts)	1	TBA
554	93881BA	Drum, RL/RE4F02A Low Clu (5-Clu) (Fits Front Planet That Is Flat Where Drum Sits)	1	TBA
554	93881	Drum, RL/RE4F02A Low Clu (6-Clu) (Fits Front Planet W/ Half Moon Cuts)	1	TBA
554	93881C	Drum, RL/RE4F02A Low Clu (6-Clu) (Fits Front Planet That Is Flat Where Drum Sits)	1	TBA
555	93877	Drum, RL4F02A/RE4F02A High Clutch (27 Teeth Steels) 34 Teeth Reverse Clutch Hub	1	TBA
555	93878	Drum, RL4F02A/RE4F02A High Clutch (24 Teeth Steels) 38 Teeth Reverse Clutch Hub	1	TBA
555	93878A	Drum, RE4F02A High Clutch (24 Teeth Steels) 38 Teeth Reverse Clutch Hub	1	TBA
556	93890	Drum, RL4F02A/RE4F02A Reverse (Cast Iron) Most Maxima's	1	TBA
556	96890A	Drum, RL4F02A/RE4F02A Reverse (Steel) Most Stanza's	1	TBA
564	K93736	Piston Kit, RL4F02A/RE4F02A Low Clutch (Uses D-Ring On Outer Seal)	1	TBA
564	K93736A	Piston Kit, RL4F02A/RE4F02A Low Clutch (Uses Lip Seal On Outer Seal)	1	TBA
565	K93737	Piston Kit, RL4F02A/RE4F02A High Drum (Fits 93555 Drum)	1	TBA
565	K93737	Piston Kit, RL4F02A/RE4F02A High Drum (Uses A D-Ring Outer Seal)	1	TBA
565	K93737A	Piston Kit, RL4F02A/RE4F02A High Drum (Uses A Lip Seal Outer Seal)	1	TBA
566	K93997	Piston Kit, RL4F02A/RE4F02A Reverse (With 16 Spring Pockets)	1	TBA
566	K93997A	Piston Kit, RL4F02A/RE4F02A Reverse (With 20 Spring Pockets)	1	TBA
567	K93120	Piston Kit, RL4F02A/RE4F02A Low/Reverse Clutch	1	TBA
575	93996A	Clutch Hub, RL4F02A High Clutch (Stamped Steel) Uses Narrow Teeth Frict E1985	1	TBA
575	93996	Clutch Hub, RL4F02A/RE4F02A High Clu (Cast Iron) Uses Wide Teeth Frict 1985-Up	1	TBA

### PLANETS, RING GEARS, SUN GEARS & SHELLS

582	93897	Planet, RL/RE4F02A Front (No Groove) Half Moon Cuts Where #554 Sets	1	TBA
582	93897A	Planet, RL/RE4F02A Front (No Groove) Flat Where Low Drum #554 Sits	1	TBA

# NISSAN

## RL4F02A, RE4F02A

ILL#	Part#		QTY	REF#
582.....	93897B.....	Planet, RL/RE4F02A Front (1 Groove) W/Half Moon Cuts Where #554 Sits.....	1.....	TBA
582.....	93897C.....	Planet, RL4F02A/RE4F02A Front (1 Groove) Flat Where Low Drum #554 Sets.....	1.....	TBA
582.....	93897S.....	Planet Fix, RE4F02A Front Planet Carrier Splined Repair Insert W/ Hardened Splines.....	1.....	Sonnax
583.....	K93897.....	Planet Kit, RL/RE4F02A Front Planet (With Half Moon Cuts Where #554 Sets) (Includes All From #622 To #876 & #554 Also) (Bushing #052 Left Out For Added Lube Per ATRA).....	1.....	TBA
583.....	K93897A.....	Planet Kit, RL/RE4F02A Front Planet (Flat Where Low Drum #554 Sets) (Includes All From #622 To #876 & #554 Also) (Bushing #052 Left Out For Added Lube Per ATRA).....	1.....	TBA
584.....	93874A.....	Planet, RL4F02A/RE4F02A Rear Planet (1.315" OD Hub) No Groove On Outside Of Ring Gear (Fits A No Groove Front Planet).....	1.....	TBA
584.....	93874.....	Planet, RL4F02A/RE4F02A (1.340" OD Hub) No Groove On Outside Of Ring Gear (Fits A No Groove Front Planet).....	1.....	TBA
584.....	93874B.....	Planet, RL4F02A/RE4F02A (1.340" OD Hub) 1 Groove On Outside Of Ring Gear (Fits A 1 Groove Front Planet) Has No Groove On Rear Sun Gear.....	1.....	TBA
594.....	93880.....	Ring Gear, RL4F02A/RE4F02A Internal (Rear Planet) 1.315" ID Bushing.....	1.....	TBA
594.....	93880A.....	Ring Gear, RL4F02A/RE4F02A Internal (Rear Planet) 1.340" ID Bushing.....	1.....	TBA
594.....	93880B.....	Ring Gr, RL/RE4F02A Internal (Rear Planet) 1.415" ID No Bsh (No Groove On Ring Gr).....	1.....	TBA
594.....	93880C.....	Ring Gr, RL/RE4F02A Internal (Rear Planet) 1.415" ID No Bsh (1 Groove On Ring Gr).....	1.....	TBA
614.....	93895.....	Sun Gear, RL4F02A/RE4F02A Rear (No Groove).....	1.....	TBA
614.....	93895A.....	Sun Gear, RL4F02A/RE4F02A Rear (1 Groove).....	1.....	TBA
622.....	93879.....	Shell, RL4F02A/RE4F02A With Sun Gear (No Groove).....	1.....	TBA
622.....	93879A.....	Shell, RL4F02A/RE4F02A With Sun Gear (1 Groove).....	1.....	TBA
<b>SPRAGS &amp; ONE WAY CLUTCHES</b>				
642.....	93727.....	Sprag Assembly, RL4F02A/RE4F02A One Way Clutch With Races.....	1.....	31743-21X00
<b>SHAFTS &amp; GOVERNORS</b>				
670.....	93733.....	Input Shaft, RL/RE4F02A (11 5/16" Long) .848" OD Bushing Land At Front Stator Bsh.....	1.....	TBA
670.....	93733A.....	Input Shaft, RL/RE4F02A (10 13/16" Long) .848" OD Bushing Land At Front Stator Bsh.....	1.....	TBA
670.....	93773B.....	Input Shaft, RL/RE4F02A (11 5/16" Long) .940" OD Bushing Land At Front Stator Bsh.....	1.....	TBA
680.....	93411.....	Gear, RE4F02A Speed-O Transfer (Governor Shaft Without Governor Body).....	1.....	TBA
680.....	93952.....	Governor, RL4F02A Assembly (With Aluminum Body).....	1.....	TBA
680.....	93952A.....	Governor, RL4F02A Assembly (With Cast Iron Body).....	1.....	TBA
680.....	93952B.....	Governor, RL4F02A Assembly (With Cast Iron Body With Butterfly Type Weights).....	1.....	TBA
686.....	93440.....	Cover, RL4F02A Governor (With Wide C Shaped Bracket).....	1.....	TBA
686.....	93440A.....	Cover, RL4F02A Governor (With Narrow C Shaped Bracket).....	1.....	TBA
686.....	93440B.....	Cover, RL4F02A Governor (With Wide 2 Threaded Hole Bracket).....	1.....	TBA
686.....	93440C.....	Cover, RL4F02A Governor (With Narrow 4 Hole Bracket).....	1.....	TBA
686.....	93440D.....	Cover, RE4F02A Speed-O (Flat).....	1.....	TBA
698.....	93621.....	Oil Shield, RL4F02A/RE4F02A For Pinion.....	1.....	TBA
699.....	93622.....	Lube Gutter, RL4F02A/RE4F02A Differential.....	1.....	TBA
<b>DIFFERENTIALS &amp; COMPONENTS</b>				
710.....	93703.....	Gear, RL/RE4F02A Transfer Drive W/ Output Shaft (50T) Except Limited Slip Diff.....	1.....	TBA
710.....	93703A.....	Gear, RL/RE4F02A Transfer Drive W/ Output Shaft (50T) With Limited Slip Diff.....	1.....	TBA
711.....	93946.....	Support, RL4F02A/RE4F02A Low Drum.....	1.....	TBA
712.....	93999.....	Gear, RL4F02A/RE4F02A Transfer Driven (51 Teeth) Except Limited Slip Differential.....	1.....	TBA
712.....	93999A.....	Gear, RL4F02A/RE4F02A Transfer Driven (51 Teeth) With Limited Slip Differential.....	1.....	TBA
715.....	83738D.....	Differential, RL4F02A/RE4F02A (74 Teeth) 8 3/16" OD Gear (With 1 Bearing).....	1.....	TBA
715.....	93951A.....	Differential, RL4F02A/RE4F02A (74 Teeth) 8 5/16" OD Gear (With 1 Bearing).....	1.....	TBA
715.....	93951B.....	Differential, RL4F02A/RE4F02A (77 Teeth) 8 5/8" OD Gear (With 1 Bearing).....	1.....	TBA
715.....	93951C.....	Differential, RL4F02A/RE4F02A AWD (78 Teeth) No Groove (With 1 Bearing).....	1.....	TBA
715.....	93951D.....	Differential, RL4F02A/RE4F02A (77 Teeth) 2 Groove (With 2 Bearings) Limited Slip.....	1.....	TBA
715.....	93951E.....	Differential, RL4F02A/RE4F02A (76 Teeth) 1 Groove (With 2 Bearings) Limited Slip.....	1.....	TBA
715.....	93951F.....	Differential, RL4F02A/RE4F02A (76 Teeth) 3 Groove (With 2 Bearings) Limited Slip.....	1.....	TBA
715.....	93951G.....	Differential, RL4F02A/RE4F02A (76 Teeth) 2 Groove (With 1 Bearing).....	1.....	TBA
715.....	93951H.....	Differential, RL4F02A/RE4F02A (75 Teeth) 1 Groove (With 1 Bearing).....	1.....	TBA
716.....	93911.....	Housing, RL4F02A/RE4F02A Differential (With 1 Bearing) Except Limited Slip.....	1.....	TBA
716.....	93911A.....	Housing, RL4F02A/RE4F02A Differential (With 2 Bearings) With Limited Slip.....	1.....	TBA
720.....	93845.....	Ring Gear, RL4F02A/RE4F02A (74 Teeth) 8 3/16" OD (Except Limited Slip).....	1.....	TBA
720.....	93845A.....	Ring Gear, RL4F02A/RE4F02A (74 Teeth) 8 5/16" OD (Except Limited Slip).....	1.....	TBA
720.....	93845B.....	Ring Gear, RL4F02A/RE4F02A (77 Teeth) 8 5/8" OD (Except Limited Slip).....	1.....	TBA
720.....	93845C.....	Ring Gear, RL4F02A/RE4F02A (77 Teeth) 2 Groove (With Limited Slip).....	1.....	TBA
720.....	93845D.....	Ring Gear, RL4F02A/RE4F02A (76 Teeth) 1 Groove (With Limited Slip).....	1.....	TBA
720.....	93845E.....	Ring Gear, RL4F02A/RE4F02A (76 Teeth) 3 Groove (With Limited Slip).....	1.....	TBA
730.....	93702.....	Pinion, RL4F02A/RE4F02A (22 Teeth).....	1.....	TBA
730.....	93702A.....	Pinion, RL4F02A/RE4F02A (19 Teeth).....	1.....	TBA
730.....	93702B.....	Pinion, RL4F02A/RE4F02A (21 Teeth) 3 Groove.....	1.....	TBA
730.....	93702C.....	Pinion, RL4F02A/RE4F02A (21 Teeth) No Groove.....	1.....	TBA

## RL4F02A, RE4F02A

ILL#	Part#		QTY	REF#
730.....	93702D.....	Pinion, RL4F02A/RE4F02A (20 Teeth) No Groove .....	1 .....	TBA
730.....	93702E.....	Pinion, RL4F02A/RE4F02A (20 Teeth) 2 Groove .....	1 .....	TBA
730.....	93702F.....	Pinion, RL4F02A/RE4F02A AWD (18 Teeth) 2 Groove .....	1 .....	TBA
<b>VALVE BODIES (DACCO VB#)</b>				
740.....	NS-6709.....	Valve Body, RL4F02A, Stanza, 1984-88 .....	1 .....	TBA
740.....	NS-6710.....	Valve Body, RL4F02A, Maxima, 1984-88 .....	1 .....	TBA
740.....	NS-6701.....	Valve Body, RE4F02A, Stanza, 1988-Up .....	1 .....	TBA
740.....	NS-6702.....	Valve Body, RE4F02A, Maxima, 1988-Up .....	1 .....	TBA
<b>VALVE BODIES</b>				
740.....	93940.....	Valve Body, RL4F02A (Cast # 1A) .....	1 .....	TBA
740.....	93940B.....	Valve Body, RL4F02A (Cast # 1B) .....	1 .....	TBA
740.....	93940A.....	Valve Body, RL4F02A (Cast # 2A) .....	1 .....	TBA
740.....	93940C.....	Valve Body, RL4F02A (Cast # 2B) .....	1 .....	TBA
740.....	93940D.....	Valve Body, RL4F02A (Cast # 3B) .....	1 .....	TBA
740.....	93940E.....	Valve Body, RE4F02A (Square Connector) With 5 Solenoids .....	1 .....	TBA
740.....	93940EA.....	Valve Body, RE4F02A (Round Connector) With 5 Solenoids .....	1 .....	TBA
<b>VALVE BODY COMPONENTS</b>				
741.....	93940-01.....	Spring, RE4F02A, "Elevated" Main Pressure Regulator, 20ea Per Pkg Sonnax.....	1 .....	93940-01
741.....	93990.....	Sleeve, RE4F02A Boost Valve (Pressure Regulator) (Sonnax) .....	1 .....	93990
<b>HOUSINGS, CASES &amp; PANS</b>				
750.....	93855.....	Bell Housing, RL4F02A, Stanza, Round Starter Hole, 1986-89 .....	1 .....	TBA
750.....	93855A.....	Bell Housing, RL4F02A, Maxima, Square Starter Hole, 1985-89 .....	1 .....	TBA
750.....	93955B.....	Bell Housing, RE4F02A, Stanza, Round Starter Hole (Threaded Hole At Axle) 1989-94 .....	1 .....	TBA
750.....	93955C.....	Bell Housing, RE4F02A, Maxima, Square Starter Hole (Threaded Hole At Axle) 1989-94 .....	1 .....	TBA
759.....	93998.....	Cover, RL4F02A/RE4F02A Transfer Gear .....	1 .....	TBA
759.....	93998A.....	Cover, RL4F02A/RE4F02A Transfer Gear (With Speed Sensor Hole) .....	1 .....	TBA
760.....	93701.....	Case, RL4F02A (3/4" Conn Hole) *Specify Model* .....	1 .....	TBA
760.....	93701A.....	Case, RE4F02A (7/8" Conn Hole) *Specify Model* .....	1 .....	TBA
767.....	93801.....	Pan, RL4F02A/RE4F02A Top (With 2 Brackets On The Side) .....	1 .....	TBA
767.....	93801A.....	Pan, RE4F02A Top (With 1 Bracket On Top) .....	1 .....	TBA
774.....	K93227.....	Speed-O Housing, RL4F02A/RE4F02A Aluminum (Cable Type) .....	1 .....	TBA
774.....	K93227A.....	Adapter, RL4F02A/RE4F02A Speed-O Housing (Aluminum Elbow) .....	1 .....	TBA
774.....	K93227B.....	Speed-O Housing, RL4F02A/RE4F02A (2 Wire Electric Type) .....	1 .....	TBA
847.....	93227.....	Speed-O Gear And Shaft, RL/RE4F02A (15 Teeth Drive / 11 Teeth Driven Gear) Has .....	1 .....	TBA
		2 Gears On A Shaft (Between Governor Gear & Speed-O Gear) .....		
848.....	93228.....	Gear, RL4F02A/RE4F02A Driven Speed-O With Shaft (30 Teeth) Green (Cable Type) .....	1 .....	TBA
848.....	93228A.....	Gear, RL/RE4F02A Speed-O Driven (29T) Yellow (Fits 2 Wire Electric Type Housing) .....	1 .....	TBA
853.....	93141.....	Cushion Spring, RL4F02A/RE4F02A Low Clutch (Between Pressure Plate & 1st Steel) .....	1 .....	TBA
854.....	93142.....	Cushion, RL4F02A/RE4F02A Reverse Clutch (No Teeth) .....	1 .....	TBA
854.....	93143.....	Cushion, RL4F02A/RE4F02A Reverse Clutch (15 Teeth) .....	1 .....	TBA
857.....	93144.....	Beveled Spring, RL4F02A/RE4F02A Low/Reverse Clutch (.078") 24 Teeth .....	1 .....	TBA
857.....	93144A.....	Beveled Spring, RL4F02A/RE4F02A Low/Reverse Clutch (.092") No Teeth .....	1 .....	TBA
858.....	93145.....	Cushion, RL4F02A/RE4F02A High Clutch (8 Teeth) .062" .....	1 .....	TBA
<b>SERVOS, ACCUMULATORS &amp; PISTONS</b>				
900.....	K93993.....	Servo Assembly, RL4F02A/RE4F02A (1.355" OD Piston) .....	1 .....	TBA
900.....	K93993A.....	Servo Assembly, RL4F02A/RE4F02A (1.400" OD Piston) .....	1 .....	TBA
900.....	K93993B.....	Servo Assembly, RL4F02A/RE4F02A (1.680" OD Piston) .....	1 .....	TBA
901.....	93623.....	Spring, RL4F02A/RE4F02A Servo .....	1 .....	TBA
902.....	93625.....	Housing, RL4F02A/RE4F02A Servo Piston Outer Ring .....	1 .....	TBA
903.....	93993.....	Piston, RL4F02A/RE4F02A Servo (1.355" OD) .....	1 .....	TBA
903.....	93993A.....	Piston, RL4F02A/RE4F02A Servo (1.400" OD) .....	1 .....	TBA
903.....	93903-01K.....	Pin & O-Ring Set, RL4F02A/RE4F02A Servo (Sonnax) .....	1 .....	93903-01K
904.....	93626.....	Cover, RL4F02A/RE4F02A Servo Piston (1.355" OD Piston) .....	1 .....	TBA
904.....	93626A.....	Cover, RL4F02A/RE4F02A Servo Piston (1.400" OD Piston) .....	1 .....	TBA
925.....	93953.....	Control Cylinder Assembly, RL4F02A/RE4F02A .....	1 .....	TBA
926.....	93627.....	Spring, RL4F02A/RE4F02A Control Cylinder .....	1 .....	TBA
927.....	93628.....	Piston, RL4F02A/RE4F02A Control Cylinder .....	1 .....	TBA
929.....	93629.....	Cover, RL4F02A/RE4F02A Control Cylinder .....	1 .....	TBA
935.....	K93994.....	Accumulator Assembly, RL4F02A/RE4F02A (With Spring In Small End Of Piston) .....	1 .....	TBA
935.....	K93994A.....	Accumulator Assembly, RL4F02A/RE4F02A (With Spring In Large End Of Piston) .....	1 .....	TBA
936.....	93631.....	Spring, RL4F02A/RE4F02A Accumulator .....	1 .....	TBA
937.....	93994.....	Piston, RL4F02A/RE4F02A Accumulator .....	1 .....	TBA
964.....	93736.....	Piston, RL4F02A/RE4F02A Low (Uses D-Ring On Outer Seal) .....	1 .....	TBA

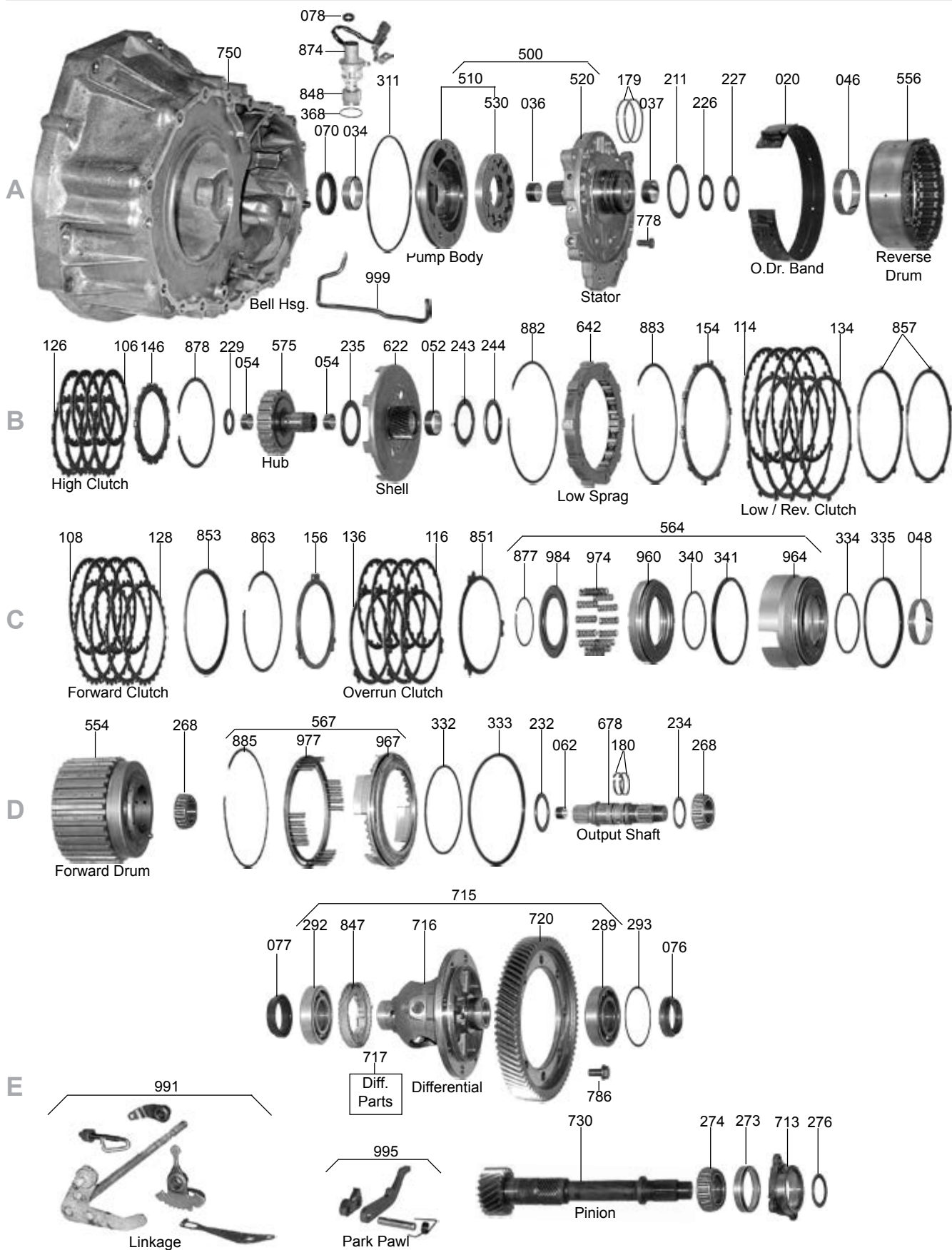
# NISSAN

## RL4F02A, RE4F02A

ILL#	Part#		QTY	REF#
964.....	93736A.....	Piston, RL4F02A/RE4F02A Low (Uses Lip Seal On Outer Seal).....	1.....	TBA
965.....	93737.....	Piston, RL4F02A/RE4F02A High (D-Ring Type Outer Seal).....	1.....	TBA
965.....	93737A.....	Piston, RL4F02A/RE4F02A High (Lip Seal Type Outer Seal).....	1.....	TBA
966.....	93997.....	Piston, RL4F02A/RE4F02A Reverse Clutch (With 16 Spring Pockets).....	1.....	TBA
966.....	93997A.....	Piston, RL4F02A/RE4F02A Reverse Clutch (With 20 Spring Pockets).....	1.....	TBA
967.....	93120.....	Piston, RL4F02A/RE4F02A Low/Reverse Clutch.....	1.....	TBA
974.....	93764.....	Spring, RL4F02A/RE4F02A Low Clutch Return.....	1.....	TBA
975.....	93765.....	Spring, RL4F02A/RE4F02A High Clutch Return.....	1.....	TBA
976.....	93766.....	Spring, RL4F02A/RE4F02A Reverse Clutch Return.....	1.....	TBA
977.....	93767.....	Spring, RL4F02A/RE4F02A Low/Reverse Clutch Return.....	1.....	TBA
984.....	93864.....	Retainer, RL4F02A/RE4F02A Low Clutch Spring.....	1.....	TBA
985.....	93865.....	Retainer, RL4F02A/RE4F02A High Clutch Spring.....	1.....	TBA
986.....	93866.....	Retainer, RL/RE4F02A Rev Clu Spring (3.815" OD) Fits Spring W/ 16 Spring Pockets.....	1.....	TBA
986.....	93866A.....	Retainer, RL/RE4F02A Rev Clu Spring (3.575" OD) Fits Spring W/ 20 Spring Pockets.....	1.....	TBA
987.....	93867.....	Retainer, RL4F02A/RE4F02A Low/Reverse Clutch Spring.....	1.....	TBA
991.....	93632.....	Linkage, RL4F02A/RE4F02A Internal With Park Rod.....	1.....	TBA
992.....	93633.....	Shift Lever, RL4F02A/RE4F02A External (1 Pin, 1 Hole) Maxima.....	1.....	TBA
992-3.....	93634.....	Roll Pin, RL4F02A/RE4F02A Holds External Shift Lever To Case.....	1.....	TBA
992.....	93635.....	Shift Lever, RL4F02A/RE4F02A External (1 Pin On Each End) Maxima.....	1.....	TBA
995.....	93888D.....	Park Pawl Assembly, RL4F02A/RE4F02A ID "D".....	1.....	31898-21X00
995.....	93888E.....	Park Pawl Assembly, RL4F02A/RE4F02A ID "E".....	1.....	TBA
995.....	93888F.....	Park Pawl Assembly, RL4F02A/RE4F02A ID "F".....	1.....	TBA
996.....	93636.....	Cooler Line Fitting, RL4F02A/RE4F02A.....	1.....	31502-21X04
999.....	93637.....	Lube Tube, RL4F02A/RE4F02A For Differential.....	1.....	TBA



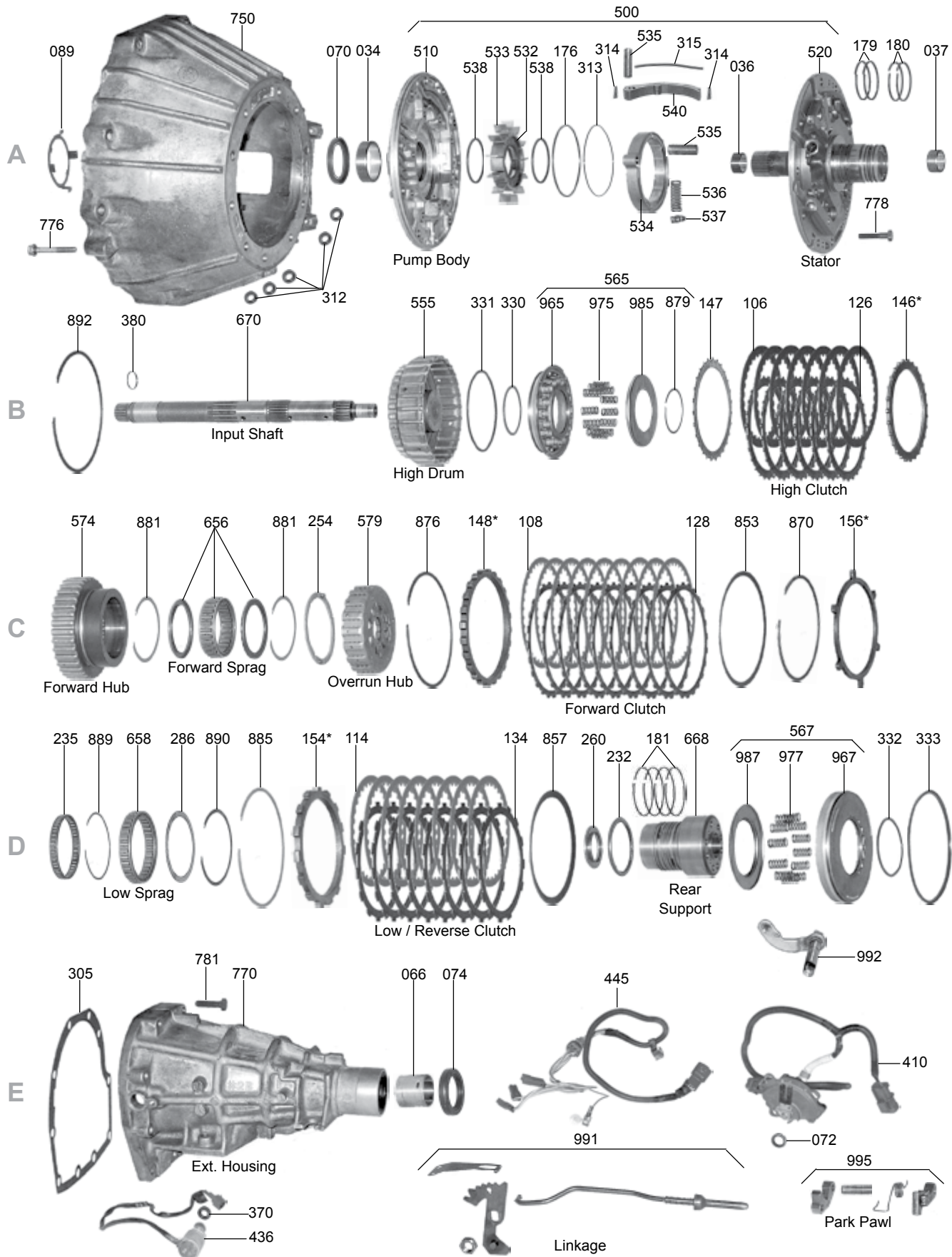
## RL4F03A, RE4F03A-B-V



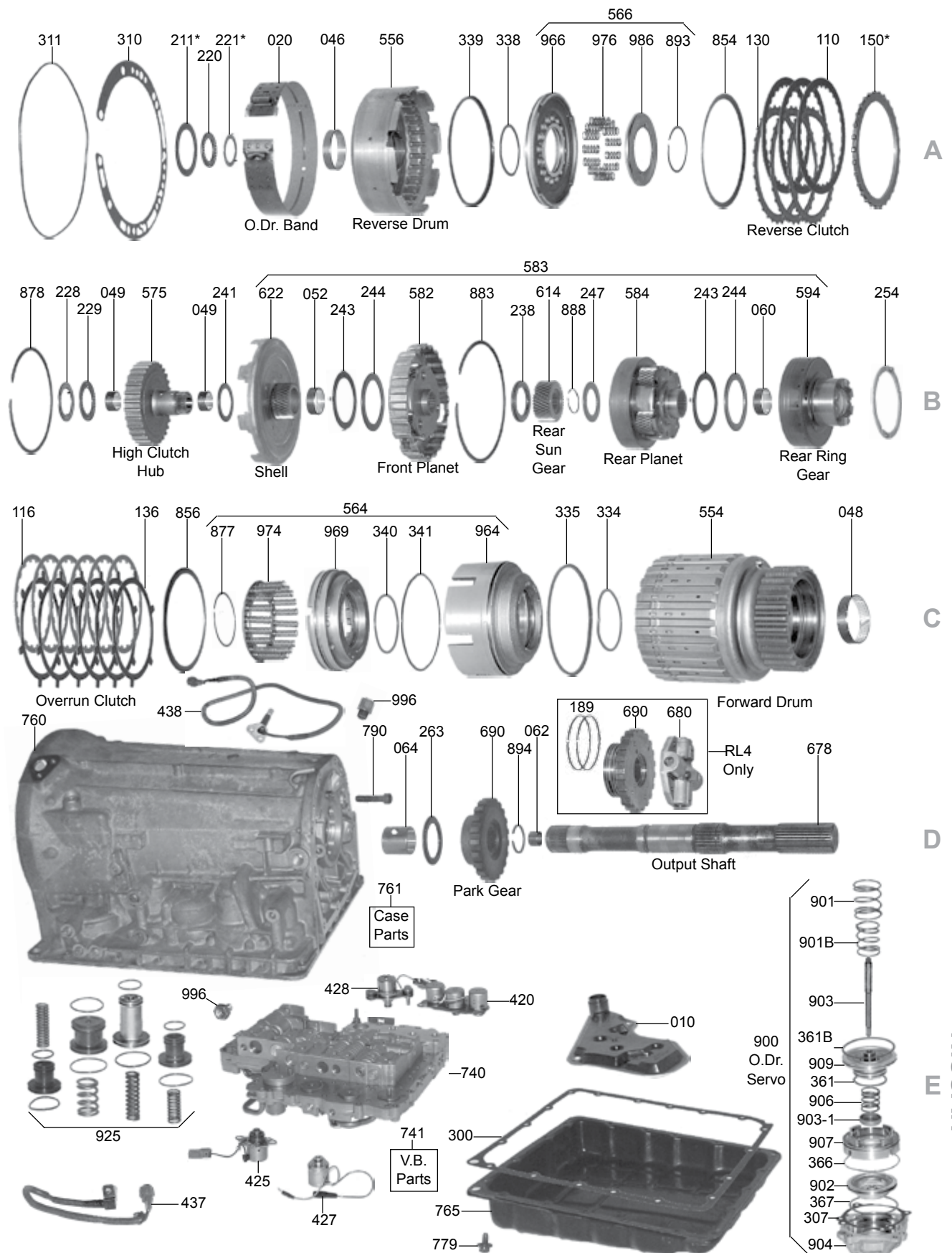




## RL4R01A, RE4R01A, RE4R03A, R4A-EL

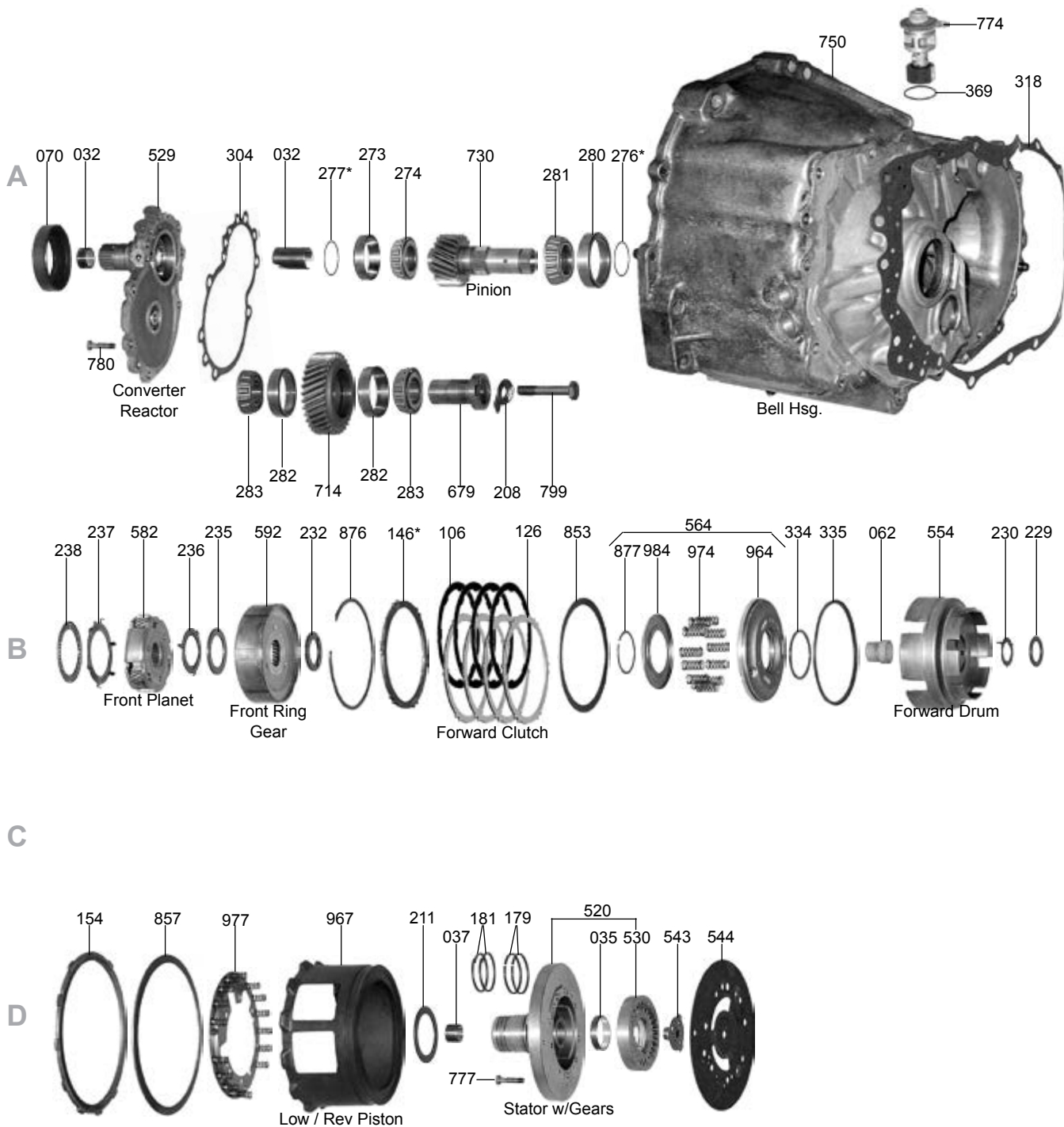


## RL4R01A, RE4R01A, RE4R03A, R4A-EL

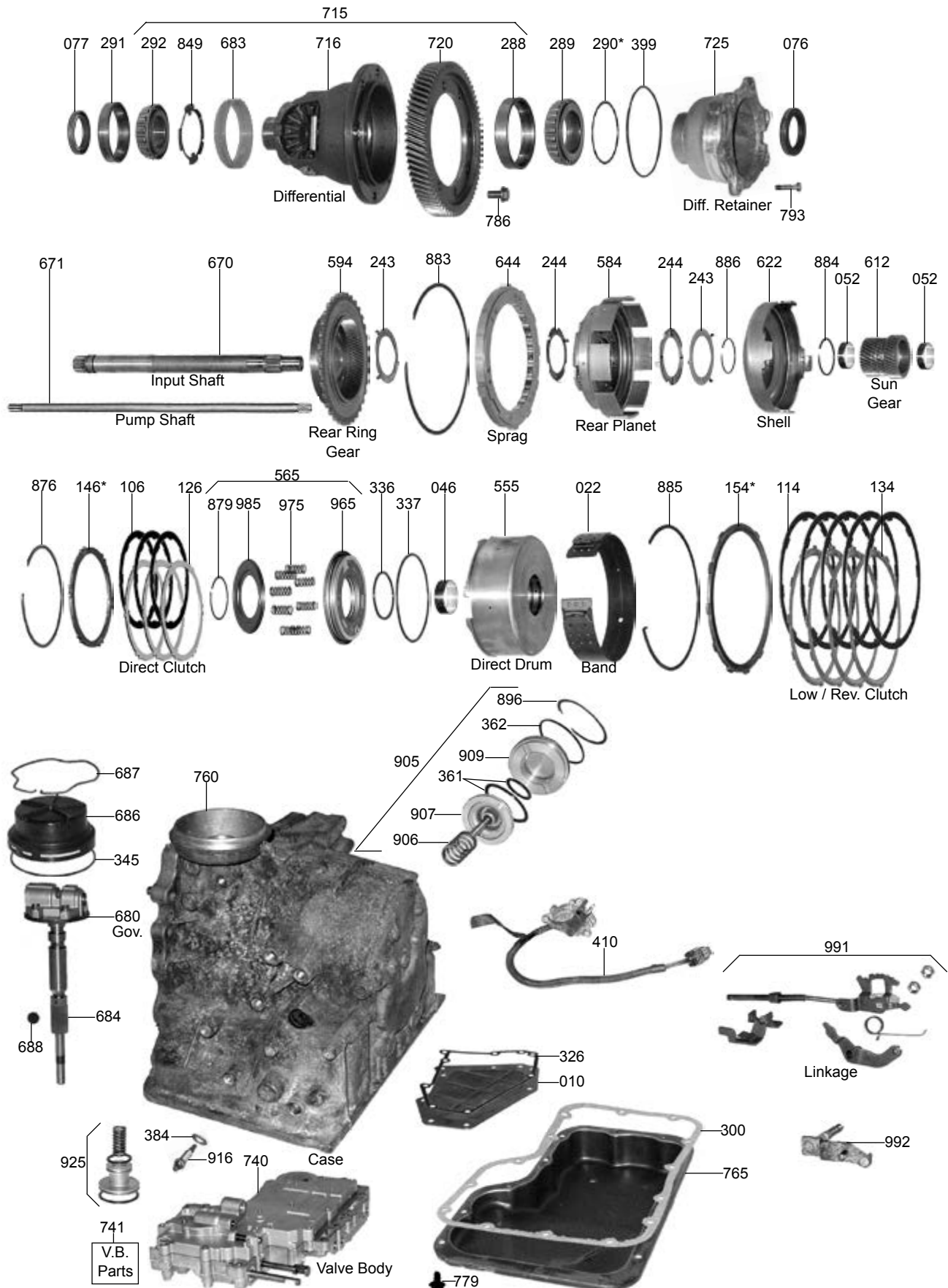




## RN3F01A, RL3F01A







A

B

C

D

E

## RN3F01A, RL3F01A

ILL#	Part#		QTY	REF#
<b>OVERHAUL KITS</b>				
NI.....	K83900.....	Overhaul Kit, RL3F01A/RN3F01A 1981-Up .....	1 .....	N/A
<b>MASTER L/STEEL KITS</b>				
NI.....	DK8300S.....	Master L/Steels Kit, RN/RL3F01A, Non Turbo (.071" Frt & Rear Fri) 1981-Up .....	1 .....	N/A
NI.....	DK8300AS.....	Master L/Steels Kit, RN/RL3F01A Turbo(.063" Frt & Rear Fri) 1981-Up .....	1 .....	N/A
<b>MASTER W/STEELS KITS</b>				
NI.....	DK8300.....	Master W/Steels Kit, RN/RL3F01A, Non Turbo (.071" Frt & Rear Fri, 12T Dir Steels) 1981-Up .....	1 .....	N/A
		(If Transmission Has 24 Teeth Direct Steels Add 93107A) .....		
NI.....	DK8300A.....	Master W/Steels Kit, RN/RL3F01A Turbo(.063" Frt & Rear Fri & 12T Dir Steels) 1981-Up .....	1 .....	N/A
		(If Transmission Has 24 Teeth Direct Steels Add 93107A) .....		
<b>FILTERS</b>				
010.....	83710.....	Filter, RL3F01A/RN3F01A 1981-86 .....	1 .....	31728-01X09
010.....	83710A.....	Filter, RL3F01A/RN3F01A (Except 310) Deep Pick-Up 1987-Up.....	1 .....	31728-01X10
<b>BANDS</b>				
022.....	83700.....	Band, RL3F01A/RN3F01A Brake .....	1 .....	31630-01X00
<b>BUSHINGS</b>				
030.....	K83000.....	Bushing Kit, RL3F01A/RN3F01A 1981-Up .....	1 .....	TBA
031.....	83005.....	Bushing, RL3F01A/RN3F01A Converter Hub .....	1 .....	31141-01X01
032.....	83001.....	Bushing, RL3F01A/RN3F01A Converter Reactor (Front).....	1 .....	31199-01X00
032.....	83002.....	Bushing, RL3F01A/RN3F01A Converter Reactor (Rear) .....	1 .....	31196-01X02
035.....	83003.....	Bushing, RL3F01A/RN3F01A Pump Gear .....	1 .....	31349-01X00
037.....	83004.....	Bushing, RL3F01A/RN3F01A Stator .....	1 .....	31343-01X00
046.....	83000.....	Bushing, RL3F01A/RN3F01A Front Drum.....	1 .....	31513-01X00
052.....	83007.....	Bushing, RL3F01A / RN3F01A Sun Gear.....	1 .....	31462-01X00
062.....	83006.....	Bushing, RL3F01A/RN3F01A Rear Drum (Plastic) .....	1 .....	31483-01X00
<b>METAL CLAD SEALS</b>				
070.....	83151.....	Seal, RL3F01A/RN3F01A Front 1981-Up .....	1 .....	31344-21X00
307.....	93152S.....	Replacement Seal For 93125LRB.....	1 .....	15723
076.....	83152.....	Seal, RL3F01A/RN3F01A Axle (Both Sides) 1981-Up .....	2 .....	43252-M000
078.....	83153.....	Seal, RL3F01A/RN3F01A Speed-O Gear Shaft.....	1 .....	32709-58500
<b>FRICTIONS</b>				
106.....	83103.....	Friction, RL3F01A/RN3F01A Forward & Direct Clutch (.071") 1981-Up (Non Turbo) .....	6 .....	31532-01X00
106.....	83103A.....	Friction, RL3F01A/RN3F01A Forward & Direct Clutch (.063") 1981-Up (With Turbo).....	7 .....	31532-01X01
114.....	83102.....	Friction, RL3F01A/RN3F01A Low/Reverse Clutch (.079") 1981-Up .....	3-5 .....	31536-21X01
<b>STEELS</b>				
126.....	83100.....	Steel, RL3F01A/RN3F01A Forward/Direct (.079") .....	5-7 .....	31536-01X00
126.....	93107A.....	Steel, RN3F01A/RN3F01A Direct Clutch (.079") (24 Narrow Teeth) .....	3 .....	31536-01X01
134.....	83104.....	Steel, RL3F01A/RN3F01A Low/Reverse Clutch (.079") .....	3-5 .....	31666-01X00
<b>PRESSURE PLATES</b>				
146.....	83716.....	Press Plate, RL3F01A/RN3F01A Forward & Direct (*Specify Thickness .134" To .173").....	1 .....	31537-01X05
154.....	83717.....	Press Plate, RL3F01A/RN3F01A Low/Rev (.142")(*Specify Thickness .142" To .165").....	1 .....	31667-01X00
<b>SEALING RINGS</b>				
175.....	K83903.....	Ring Kit, RL3F01A/RN3F01A 1981-Up (Metal) .....	1 .....	TBA
175.....	K83903T.....	Ring Kit, RL3F01A/RN3F01A 1981-Up (Teflon) .....	1 .....	TBA
179.....	83227.....	Ring, RL3F01A/RN3F01A Direct Clutch Drum (Metal).....	2 .....	31361-01X00
179.....	83227T.....	Ring, RL3F01A/RN3F01A Direct Clutch Drum (Teflon) .....	2 .....	TBA
181.....	83228.....	Ring, RL3F01A/RN3F01A Forward Clutch Drum (Metal) .....	2 .....	31362-01X00
181.....	83228T.....	Ring, RL3F01A/RN3F01A Forward Clutch Drum (Teflon) .....	2 .....	TBA
<b>WASHERS &amp; BEARINGS</b>				
200.....	K83907.....	Washer Kit, RL3F01A/RN3F01A (W/ Bearings) 1981-Up.....	1 .....	TBA
200.....	K83907A.....	Washer Kit, RL3F01A/RN3F01A (W/Out Bearings) 1981-Up.....	1 .....	TBA
208.....	83421.....	Lock Washer, RL3F01A/RN3F01A Idler Shaft Bolt.....	1 .....	TBA
211.....	83402.....	Washer, RL3F01A/RN3F01A Between Stator & Direct Drum (Black Plastic).....	1 .....	31508-01X00
229.....	83408.....	Bearing, RL3F01A/RN3F01A Between Forward Drum & Stator .....	1 .....	31555-01X00
230.....	83409.....	Race, RL3F01A/RN3F01A Between Forward Drum & Stator .....	1 .....	31556-01X00
232.....	83402.....	Washer, RL3F01A/RN3F01A Hub To Forward Drum (Black Plastic) (No Tabs) .....	1 .....	31508-01X01
232.....	83402A.....	Washer, RL3F01A/RN3F01A Hub To Forward Drum (3 Tabs) .....	1 .....	TBA

# NISSAN

## RN3F01A, RL3F01A

ILL#	Part#		QTY	REF#
232.....	83403.....	Washer, RL3F01A/RN3F01A Hub To Forward Drum (2 Tabs) 1990-Up.....	1.....	31508-01X02
235.....	83404.....	Bearing, RL3F01A/RN3F01A Between Front Planet & Ring Gear Hub.....	1.....	31435-01X01
236.....	83405.....	Race, RL3F01A/RN3F01A Between Front Planet & Hub.....	1.....	TBA
237.....	83418.....	Race, RL3F01A/RN3F01A Between Bowl & Front Planet (6 Tab).....	1.....	31434-01X01
238.....	83419.....	Bearing, RL3F01A/RN3F01A Between Bowl & Front Planet.....	1.....	31435-01X00
243.....	83407.....	Race, RL3F01A/RN3F01A Rear Planet.....	2.....	31436-01X01
244.....	83406.....	Washer, RL3F01A/RN3F01A Rear Planet.....	2.....	31436-01X01
327.....	93125LRB.....	Axle Stabilizer, Nissan.....	1.....	TBA
276.....	83405A.....	Shim, RL3F01A/RN3F01A Output Shaft To Rear Ring Gear.....	1.....	TBA
277.....	83405.....	Shim, RL3F01A/RN3F01A Output Shaft To Front Cover.....	1.....	31439-01X00
283.....	83920.....	Bearing, RL3F01A/RN3F01A Idler Gear (Tapered Roller).....	1.....	31492-01X00
<b>GASKETS &amp; RUBBER COMPONENTS</b>				
300.....	83500.....	Gasket, RL3F01A/RN3F01A Bottom Pan.....	1.....	31397-01X01
304.....	83515.....	Gasket, RL3F01A/RN3F01A Front Cover 1981-Up.....	1.....	31198-01X02
318.....	83516.....	Gasket, RL3F01A/RN3F01A Converter Housing To Case 1981-Up.....	1.....	31309-01X02
326.....	83517.....	Gasket, RL3F01A/RN3F01A Filter.....	1.....	31729-01X00
<b>TECHNICAL MANUALS</b>				
400.....	TMRL3F01A.....	Technical Manual, RL3F01A/RN3F01A Nissan.....	1.....	83-RL3F01ATM
<b>PUMPS &amp; PUMP COMPONENTS</b>				
500.....	83912.....	Pump, RL3F01A/RN3F01A 1981-Up.....	1.....	TBA
520.....	83915.....	Stator, RL3F01A/RN3F01A With Gears.....	1.....	31397KA030
529.....	83800.....	Converter Reactor, RL3F01A/RN3F01A (1 Bushing Inside Tube).....	1.....	TBA
529.....	83800A.....	Converter Reactor, RL3F01A/RN3F01A (2 Bushing Inside Tube).....	1.....	TBA
530.....	K83201.....	Gear Set, Pump, RL3F01A/RN3F01A 1981-Up.....	1.....	TBA
544.....	83925.....	Plate, RL3F01A/RN3F01A Pump 1981-Up.....	1.....	31369-01X00
<b>DRUMS</b>				
554.....	83719.....	Drum, RL3F01A/RN3F01A Forward Clutch (3 Clutch).....	1.....	31541-01X62
554.....	83719A.....	Drum, RL3F01A/RN3F01A Forward Clutch (4 Clutch).....	1.....	31541-01X63
555.....	83733.....	Drum, RL3F01A/RN3F01A Direct Clutch (2 Clutch) 5" Piston.....	1.....	TBA
555.....	83733A.....	Drum, RL3F01A/RN3F01A Direct Clutch (3 Clutch) 5" Piston.....	1.....	ZFN64916
555.....	83733B.....	Drum, RL3F01A/RN3F01A Direct Clutch (3 Clutch) 4 3/8" Piston.....	1.....	TBA
564.....	K83762.....	Piston Kit, RL3F01A/RN3F01A Forward Clutch.....	1.....	TBA
565.....	K83763.....	Piston Kit, RL3F01A/RN3F01A Direct Clutch (5" Piston).....	1.....	TBA
565.....	K83764.....	Piston Kit, RL3F01A/RN3F01A Direct Clutch (4 3/8" Piston).....	1.....	TBA
<b>PLANETS, RING GEARS &amp; SUN GEARS</b>				
582.....	83747.....	Planet, RL3F01A/RN3F01A Front.....	1.....	31420-01X02
584.....	83734.....	Planet, RL3F01A/RN3F01A Rear.....	1.....	TBA
592.....	83713.....	Ring Gear & Hub, RL3F01A/RN3F01A (Uses A Washer # 232 Without Tabs).....	1.....	TBA
592.....	83713A.....	Ring Gear & Hub, RL3F01A/RN3F01A (Uses A Washer # 232 With 3 Tabs).....	1.....	TBA
594.....	83731.....	Ring Gear, RL3F01A/RN3F01A Rear Planet.....	1.....	31450-01X02
612.....	83748.....	Sun Gear, RL3F01A/RN3F01A.....	1.....	31460-01X03
622.....	83749.....	Shell, RL3F01A/RN3F01A Connector.....	1.....	31465-01X01
<b>SPRAGS &amp; ONE WAY CLUTCHES</b>				
644.....	83913.....	Sprag Assembly, RL3F01A/RN3F01A One Way Clutch With Race.....	1.....	31473-01X01
<b>SHAFTS &amp; GOVERNORS</b>				
670.....	83732.....	Input Shaft, RL3F01A/RN3F01A (Non Lock-Up).....	1.....	TBA
670.....	83732A.....	Input Shaft, RL3F01A/RN3F01A (Lock-Up) With O-Ring Groove.....	1.....	TBA
671.....	83739.....	Pump Shaft, RL3F01A/RN3F01A Oil Pump Drive.....	1.....	TBA
679.....	83858.....	Shaft, RL3F01A/RN3F01A Idler Gear.....	1.....	TBA
680.....	83413.....	Governor, RL3F01A/RN3F01A Assembly (Gear Length 1 1/4").....	1.....	TBA
680.....	83413A.....	Governor, RL3F01A/RN3F01A Assembly (Gear Length 1 3/4").....	1.....	TBA
684.....	83411.....	Gear, RL3F01A/RN3F01A Governor Gear (1 1/4" Long).....	1.....	31894-01X01
684.....	83411A.....	Gear, RL3F01A/RN3F01A Governor Gear (1 3/4" Long).....	1.....	TBA
686.....	83440.....	Cover, RL3F01A/RN3F01A Governor (Plastic).....	1.....	31875-01X00
687.....	83440C.....	Retaining Clip, RL3F01A/RN3F01A For Governor Cap.....	1.....	31506-01X00
688.....	83081.....	Bolt, RL3F01A/RN3F01A Holds Governor In Case.....	1.....	TBA
<b>DIFFERENTIALS &amp; COMPONENTS</b>				
714.....	83799.....	Idler Gear, RL3F01A/RN3F01A (30 Teeth) 3.490" OD (W/Out Bearings).....	1.....	31493-01X04
714.....	83799A.....	Idler Gear, RL3F01A/RN3F01A (31 Teeth) 3.605" OD (W/Out Bearings).....	1.....	31493-01X06
714.....	83799B.....	Idler Gear, RL3F01A/RN3F01A (33 Teeth) 3.794" OD (W/Out Bearings).....	1.....	31493-01X60
714.....	83799C.....	Idler Gear, RL3F01A/RN3F01A (32 Teeth) 3.706" OD (W/Out Bearings).....	1.....	31493-01X02

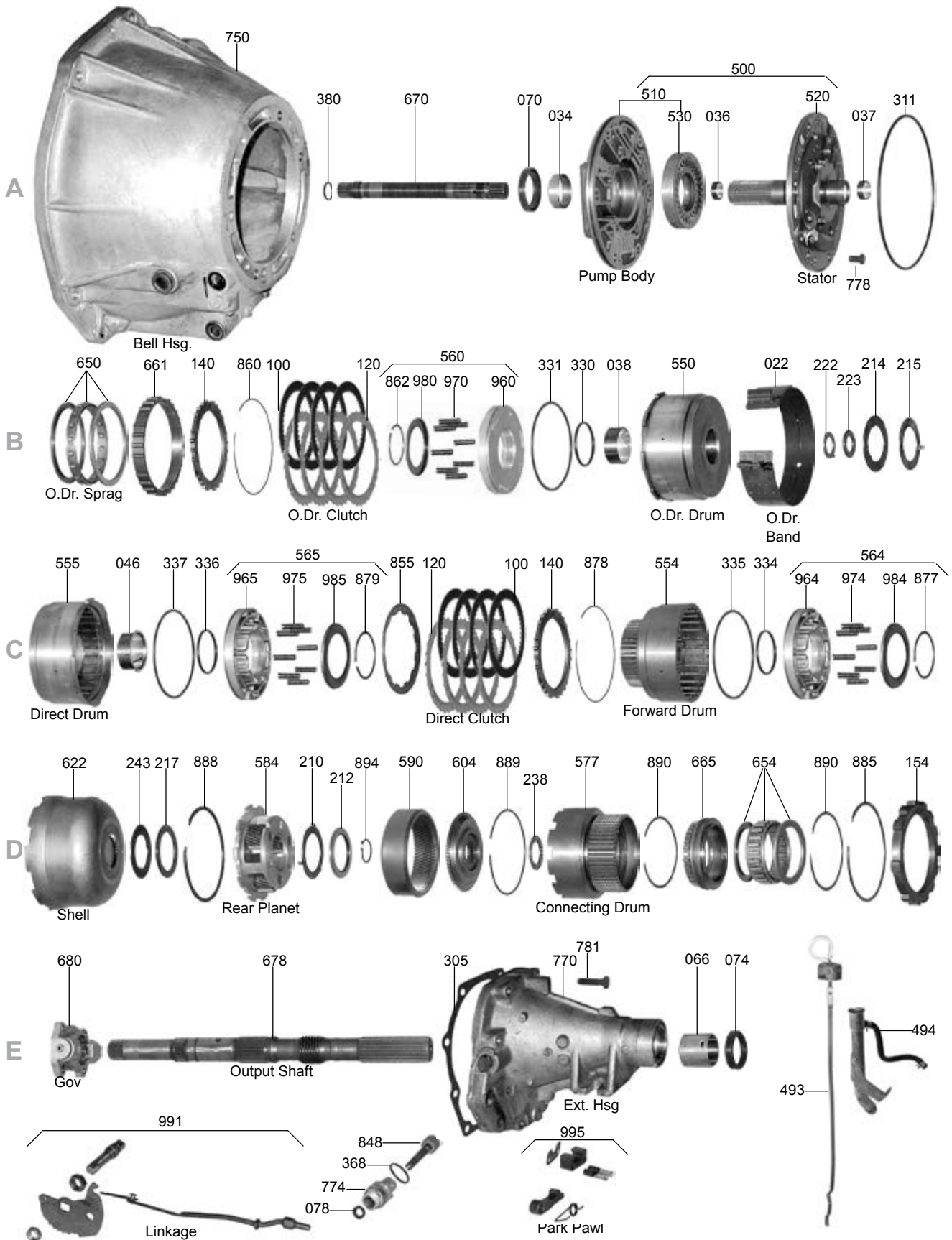
## RN3F01A, RL3F01A

ILL#	Part#		QTY	REF#
714.....	83799D.....	Idler Gear, RL3F01A/RN3F01A (32 Teeth) 3.680" OD (W/Out Bearings) .....	1 .....	31493-01X61
714.....	83799E.....	Idler Gear, RL3F01A/RN3F01A (34 Teeth) 3.910" OD (W/Out Bearings) .....	1 .....	TBA
716.....	83455.....	Diff Hsg, RL3F01A/RN3F01A (Height 5.313" Tall, 2-Bearings) .....	1 .....	TBA
716.....	83738A.....	Diff Hsg, RL3F01A/RN3F01A (Height 5.563" Tall, 2-Bearings) .....	1 .....	TBA
716.....	83738B.....	Diff Hsg, RL3F01A/RN3F01A (Height 5.313" Tall, 2-Bearings 1-Small & 1-Large) .....	1 .....	TBA
716.....	83738C.....	Diff Hsg, RL3F01A/RN3F01A (Height 5.563" Tall, 2-Bearings 1-Small & 1-Large) .....	1 .....	TBA
720.....	83456.....	Ring Gear, RL3F01A/RN3F01A Differential (72 Teeth) (1.578" ID To OD) .....	1 .....	TBA
720.....	83456D.....	Ring Gear, RL3F01A/RN3F01A Differential (72 Teeth) (1.550" ID To OD) .....	1 .....	TBA
720.....	83456A.....	Ring Gear, RL3F01A/RN3F01A Differential (73 Teeth) (1.630" ID To OD) .....	1 .....	TBA
720.....	83456AB.....	Ring Gear, RL3F01A/RN3F01A Differential (73 Teeth) (1.605" ID To OD) .....	1 .....	TBA
720.....	83456B.....	Ring Gear, RL3F01A/RN3F01A Differential (74 Teeth) .....	1 .....	TBA
720.....	83456C.....	Ring Gear, RL3F01A/RN3F01A Differential (76 Teeth) .....	1 .....	TBA
720.....	83456CA.....	Ring Gear, RL3F01A/RN3F01A Differential (71 Teeth) .....	1 .....	TBA
725.....	83641.....	Retainer, RL3F01A/RN3F01A Differential (6 Bolt With Bearing) 3 3/8" Tall (Aluminum) .....	1 .....	TBA
725.....	83641A.....	Retainer, RL3F01A/RN3F01A Differential (6 Bolt With Bearing) 3 9/16" Tall (Aluminum) .....	1 .....	TBA
725.....	83641B.....	Retainer, RL3F01A/RN3F01A Differential With Bearing (3 7/8" Tall) .....	1 .....	TBA
725.....	83641C.....	Retainer, RL3F01A/RN3F01A Differential (With Race) (Non Bearing Type) .....	1 .....	TBA
730.....	83737A.....	Pinion, RL3F01A/RN3F01A (Output Shaft) 21 Teeth (2.513" OD Of Gear) .....	1 .....	31481-01X08
730.....	83737B.....	Pinion, RL3F01A/RN3F01A (Output Shaft) 22 Teeth (2.613" OD Of Gear) .....	1 .....	31481-01X05
730.....	83737C.....	Pinion, RL3F01A/RN3F01A (Output Shaft) 24 Teeth (2.833" OD Of Gear) .....	1 .....	31481-01X60
730.....	83737D.....	Pinion, RL3F01A/RN3F01A (Output Shaft) 20 Teeth (2.425" OD Of Gear) .....	1 .....	31481-01X19
730.....	83737.....	Pinion, RL3F01A/RN3F01A (Output Shaft) 20 Teeth (2.400" OD Of Gear) .....	1 .....	31481-01X07
730.....	83737E.....	Pinion, RL3F01A/RN3F01A (Output Shaft) 21 Teeth (2.540" OD Of Gear) .....	1 .....	31481-01X63
730.....	83737F.....	Pinion, RL3F01A/RN3F01A (Output Shaft) 19 Teeth (2.327" OD Of Gear) .....	1 .....	TBA
<b>VALVE BODIES</b>				
740.....	83754.....	Valve Body Assy, RL3F01A/RN3F01A (Non Lock-Up) Early .....	1 .....	TBA
740.....	83754A.....	Valve Body Assy, RL3F01A/RN3F01A (Non Lock-Up) Late (2-Valves In Auxiliary Section) .....	1 .....	TBA
740.....	83754B.....	Valve Body Assy, RL3F01A/RN3F01A (Lock-Up) With Electric Switch .....	1 .....	TBA
740.....	83754BA.....	Valve Body Assy, RL3F01A/RN3F01A (Lock-Up) No Electric Switch .....	1 .....	TBA
<b>HOUSINGS, CASES &amp; PANS</b>				
750.....	83702.....	Bell Housing, RL3F01A/RN3F01A (Cast # E1 By Axle Seal) Square Starter Hole .....	1 .....	TBA
750.....	83702A.....	Bell Housing, RL3F01A/RN3F01A (Cast # E2 By Axle Seal) Square Starter Hole .....	1 .....	TBA
750.....	83702B.....	Bell Housing, RL3F01A/RN3F01A (Cast # X1 By Axle Seal) .....	1 .....	TBA
750.....	83702C.....	Bell Housing, RL3F01A/RN3F01A (Cast # FA2 By Axle Seal) 1 Threaded Starter Hole .....	1 .....	TBA
760.....	83701.....	Case, RL3F01A/RN3F01A (Non Lock-Up) .....	1 .....	TBA
760.....	83701A.....	Case, RL3F01A/RN3F01A (Lock-Up) With Electric Plug By Neutral Switch .....	1 .....	TBA
765.....	83504.....	Pan, RL3F01A/RN3F01A Bottom .....	1 .....	TBA
853.....	83142.....	Cushion, RL3F01A/RN3F01A Forward Clutch .....	1 .....	TBA
857.....	83143.....	Cushion, RL3F01A/RN3F01A Low/Reverse Clutch .....	1 .....	TBA
<b>SERVOS, ACCUMULATORS &amp; PISTONS</b>				
905.....	K83560.....	Servo Assembly, RL3F01A/RN3F01A .....	1 .....	TBA
906.....	83621.....	Spring, RL3F01A/RN3F01A Servo .....	1 .....	TBA
907.....	83560.....	Piston, RL3F01A/RN3F01A Servo .....	1 .....	TBA
909.....	83622.....	Cover, RL3F01A/RN3F01A Servo .....	1 .....	TBA
919.....	83082.....	Bolt, RL3F01A/RN3F01A Band Adjusting .....	1 .....	TBA
925.....	K83998.....	Accumulator Assembly, RL3F01A/RN3F01A .....	1 .....	TBA
964.....	83707.....	Piston, RL3F01A/RN3F01A Forward Clutch .....	1 .....	31544-01X05
965.....	83709.....	Piston, RL3F01A/RN3F01A Direct Clutch .....	1 .....	TBA
967.....	83720.....	Piston, RL3F01A/RN3F01A Low/Reverse Clutch .....	1 .....	31644-01X04
984.....	83872.....	Retainer, RL3F01A/RN3F01A, Fwd Clutch Spring .....	1 .....	TBA
985.....	83873.....	Retainer, RL3F01A/RN3F01A, Fwd Clutch Spring .....	1 .....	TBA

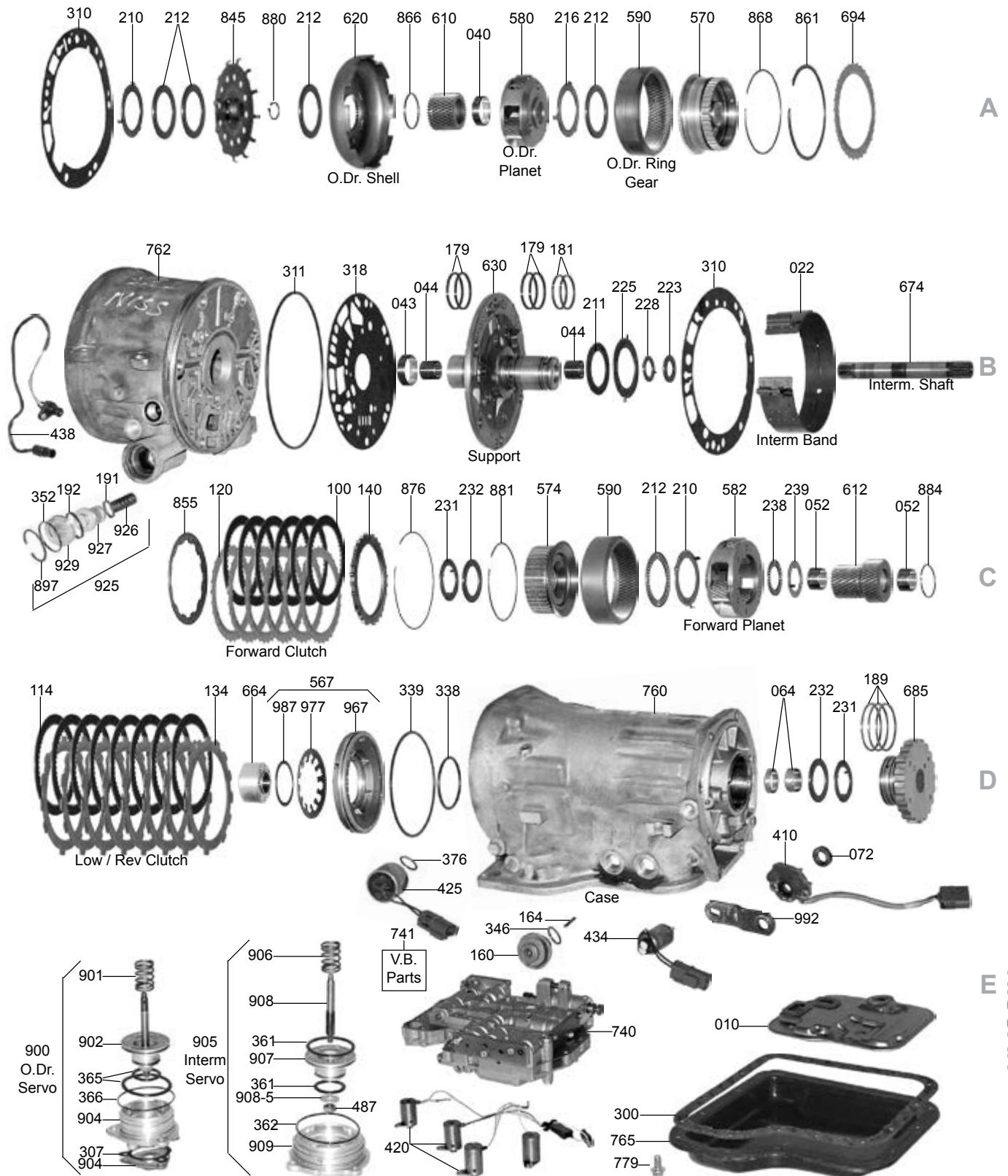


**Notes**

## L3N71B, L4N71B, E471NB, N4A-EL



## L3N71B, L4N71B, E471NB, N4A-EL



## L3N71B, L4N71B, E471NB, N4A-EL

ILL#	Part#		QTY	REF#
<b>OVERHAUL KITS</b>				
NI.....	K66900A.....	Overhaul Kit, L3N71B 1971-87.....	1.....	N/A
NI.....	K66900B.....	Overhaul Kit, L4N71B/E4N71B 1983-Up.....	1.....	N/A
NI.....	K66900D.....	Overhaul Kit, N4A-EL (Mazda) 1988-92.....	1.....	N/A
<b>MASTER L/STEEL KITS</b>				
NI.....	DK6600AS.....	Master L/Steels Kit, L3N71B 1971-87.....	1.....	N/A
NI.....	DK6600BS.....	Master L/Steels Kit, L4N71B/E4N71B 1983-Up.....	1.....	N/A
NI.....	DK6600DS.....	Master L/Steels Kit, N4A-EL (Mazda) 1988-92.....	1.....	N/A
NI.....	DK6600DAS.....	Master L/Steels Kit, N4A-EL (Mazda) 1993-Up.....	1.....	N/A
<b>MASTER W/STEELS KITS</b>				
NI.....	DK6600A.....	Master W/Steels Kit, L3N71B 1971-87.....	1.....	N/A
NI.....	DK6600B.....	Master W/Steels Kit, L4N71B/E4N71B 1983-Up.....	1.....	N/A
NI.....	DK6600D.....	Master W/Steels Kit, N4A-EL (Mazda) 1988-92.....	1.....	N/A
NI.....	DK6600DA.....	Master W/Steels Kit, N4A-EL (Mazda) 1993-Up.....	1.....	N/A
<b>FILTERS</b>				
010.....	66423.....	Filter, L3N71B (Nissan) 1971-87.....	1.....	TBA
010.....	66423A.....	Filter, L3N71B (Ford) 1976-82.....	1.....	31728-X0F00
010.....	66423B.....	Filter, L4N71B/E4N71B (Nissan) 1983-Up.....	1.....	TBA
010.....	66423D.....	Filter, E4N71B / N4A-EL (Mazda, B2600 & 4x4) 1989-91.....	1.....	TBA
010.....	66423C.....	Filter, E4N71B / N4A-EL (Mazda 929 & Pick-Up) 1988-95.....	1.....	TBA
<b>BANDS</b>				
022.....	66320F.....	Band, L3N71B/L4N71B Overdrive & Intermediate (Flex) 1 3/4" Wide.....	1-2.....	TBA
022.....	66320.....	Band, L3N71B/L4N71B Overdrive & Intermediate (Hard Type).....	1-2.....	TBA
<b>BUSHINGS</b>				
030.....	K66000.....	Bushing Kit, L3N71B 1971-87.....	1.....	TBA
030.....	K66001.....	Bushing Kit, L4N71B / N4A-EL 1983-Up.....	1.....	TBA
034.....	66002.....	Bushing, L3N71B / L4N71B Pump Body.....	1.....	48488-7000
036.....	66001.....	Bushing, L3N71B / L4N71B Stator (Front & Rear) (.790" Wide).....	2.....	31353-X010
036.....	66001A.....	Bushing, L4N71B Stator (Center) (.785" Wide With 2 Notches).....	1.....	TBA
037.....	66001C.....	Bushing, L4N71B Stator (Front & Rear) (.310" Wide).....	1.....	TBA
038.....	66003A.....	Bushing, L4N71B Overdrive Drum.....	1.....	TBA
040.....	66037A.....	Bushing, L4N71B Overdrive Sun Gear (31 Teeth Type) (1.140" ID).....	1.....	TBA
040.....	66037.....	Bushing, L4N71B Overdrive Sun Gear (1.220" ID).....	1.....	TBA
043.....	66001.....	Bushing, L4N71B Overdrive Support To Overdrive Ring Gear (Front) Large.....	1.....	TBA
044.....	66001D.....	Bushing, L4N71B Overdrive Support To Intermediate Shaft (Center & Rear) Small.....	1-2.....	TBA
046.....	66003.....	Bushing, L3N71B / L4N71B Direct Drum.....	1.....	31513-X0100
052.....	66005.....	Bushing, L3N71B / L4N71B Forward Sun Gear.....	2.....	31462-X0101
064.....	66007.....	Bushing, L3N71B / L4N71B Case (Front) Narrow.....	1-2.....	31375-X010
064.....	66008.....	Bushing, L3N71B / L4N71B Case (Rear) Wide.....	1.....	31373-X010
066.....	66023.....	Bushing, L3N71B Extension Hsg, Nissan/Mazda-Internal Servo (1.375" ID) (1.575" Long).....	1.....	TBA
066.....	6014.....	Bushing, L3N71B Extension Housing, Ford-External Servo.....	1.....	TBA
066.....	69008.....	Bushing, L4N71B Extension Housing (1.495" ID).....	1.....	TBA
066.....	69008A.....	Bushing, N4A-EL Extension Housing (1.375" ID) (2.365" Long).....	1.....	TBA
<b>METAL CLAD SEALS</b>				
070.....	66550.....	Seal, L3N71B / L4N71B Front.....	1.....	80674-2110
070.....	66550J.....	Seal, N4A-EL, Front.....	1.....	TBA
074.....	66558.....	Seal, L3N71B Rear, Nissan.....	1.....	TBA
074.....	66557A.....	Seal, L3N71B Rear, Mazda W/ External Servo (Also For Miata W/ L4N71B).....	1.....	TBA
074.....	8850B.....	Seal, L3N71B Rear, Ford (1.375" ID) Without Boot.....	1.....	80673-5070
074.....	16695E.....	Seal, L3N71B Rear, Ford (1.375" ID) With Boot.....	1.....	TBA
074.....	66557B.....	Seal, L4N71B Rear (1.495" ID).....	1.....	TBA
074.....	66557A.....	Seal, L4N71B Rear (Miata) With Boot.....	1.....	TBA
074.....	66557M.....	Seal, N4A-EL, Rear -Mazda (With Boot).....	1.....	TBA
074.....	66557C.....	Seal, N4A-EL, Rear -Mazda (W/Out Boot).....	1.....	TBA
<b>FRICTIONS</b>				
100.....	66304.....	Friction, L3N71B / L4N71B Forward, Direct, & Overdrive Clutch (.063").....	9-14.....	0338-19-500A
114.....	66504.....	Friction, L3N71B / L4N71B Low / Reverse Clutch (.075").....	4-8.....	45321-0100
119.....	K66F.....	Friction Module, L3N71B 1971-Up.....	1.....	TBA
119.....	K66BF.....	Friction Module, L4N71B 1983-Up.....	1.....	TBA
119.....	K66DF.....	Friction Module, N4A-EL 1988-Up.....	1.....	TBA
<b>STEELS</b>				



## L3N71B, L4N71B, E471NB, N4A-EL

ILL#	Part#		QTY	REF#
120.....	66305	Steel, L3N71B / L4N71B Forward, Direct, & Overdrive Clutch (.079") 1971-Up .....	9-14	45361-0100
120.....	66305A	Steel, L3N71B / L4N71B Forward & Direct Clutch (.032") 1971-Up .....	AR	TBA
120.....	91100	Steel, L3N71B / L4N71B Forward, Direct, & Overdrive Clutch (.059") 1987-89 .....	12-17	31536-X5000
120.....	91100A	Steel, L4N71B Overdrive Clutch (.098") 1988-92 .....	3	TBA
134.....	66505	Steel, L3N71B / L4N71B Low / Reverse Clutch (.079") .....	4-7	66-X0100
139.....	K66S	Steel Module, L3N71B 1971-Up .....	1	TBA
139.....	K66BS	Steel Module, L4N71B 1983-Up .....	1	TBA
<b>PRESSURE PLATES</b>				
140.....	66307AA	Pressure Plate, L3N71B / L4N71B Forward, Direct, & Overdrive Clutch (.190") .....	1-3	TBA
140.....	66307	Pressure Plate, L3N71B / L4N71B Forward, Direct, & Overdrive Clutch (.197") .....	1-3	TBA
140.....	66307AB	Pressure Plate, L3N71B / L4N71B Forward, Direct, & Overdrive Clutch (.205") .....	1-3	TBA
140.....	66307A	Pressure Plate, L3N71B / L4N71B Forward, Direct, & Overdrive Clutch (.213") .....	1-3	TBA
140.....	66307B	Pressure Plate, L3N71B / L4N71B Forward, Direct, & Overdrive Clutch (.220") .....	1-3	TBA
140.....	66307C	Pressure Plate, L3N71B / L4N71B Forward, Direct, & Overdrive Clutch (.236") .....	1-3	TBA
140.....	66307D	Pressure Plate, L3N71B / L4N71B Forward, Direct, & Overdrive Clutch (.244") .....	1-3	TBA
154.....	66508E	Pressure Plate, L3N71B / L4N71B Low / Reverse Clutch (.307") .....	1	TBA
154.....	66508G	Pressure Plate, L3N71B / L4N71B Low / Reverse Clutch (.386") .....	1	TBA
154.....	66508	Pressure Plate, L3N71B / L4N71B Low / Reverse Clutch (.472") .....	1	TBA
154.....	66508A	Pressure Plate, L3N71B / L4N71B Low / Reverse Clutch (.480") .....	1	TBA
154.....	66508B	Pressure Plate, L3N71B / L4N71B Low / Reverse Clutch (.488") .....	1	TBA
154.....	66508C	Pressure Plate, L3N71B / L4N71B Low / Reverse Clutch (.496") .....	1	TBA
154.....	66508D	Pressure Plate, L3N71B / L4N71B Low / Reverse Clutch (.504") .....	1	TBA
154.....	66508F	Pressure Plate, L3N71B / L4N71B Low / Reverse Clutch (.552") .....	1	TBA
<b>MODULATORS</b>				
160.....	66830X	Modulators, L3N71B / L4N71B Screw-In (.84" Diaphragm) Turbo & Non-Turbo, 1971-Up .....	1	TBA
160.....	66830A	Modulators, L3N71B / L4N71B Screw-In (.91" Diaphragm) Non-Turbo .....	1	TBA
160.....	66830	Modulator, N4A-EL Push-In (.91" Diaphragm) (Mazda 929 With DOHC) 1988-Up .....	1	TBA
<b>VALVE BODY KITS</b>				
165.....	K66908E	Shift Kit, N4A-EL / 929 / RX7 1988-90 (Transgo) .....	1	SK @ N4AEL
165.....	K005	Shift Correction Package (Accumulator Springs) (Superior) .....	1	K005
<b>SEALING RINGS</b>				
175.....	K66901	Ring Kit, L3N71B 1971-Up .....	1	TBA
175.....	K66903	Ring Kit, L4N71B 1983-Up .....	1	TBA
175.....	K66903E	Ring Kit, N4A-EL 1988-Up .....	1	TBA
179.....	66228	Ring, L3N71B / L4N71B Direct & Overdrive Drum (1.732" OD) (Metal) .....	2-4	31361-X0100
179.....	66228T	Ring, L3N71B / L4N71B Direct & Overdrive Drum (1.732" OD) (Teflon) .....	2-4	TBA
181.....	66227	Ring, L3N71B / L4N71B Forward Drum (1.692" OD) (Metal) .....	2	43611-0100
189.....	66229	Ring, L3N71B/L4N71B Governor (Metal) .....	3	TBA
<b>WASHERS &amp; BEARINGS</b>				
200.....	K66707	Washer Kit, 3N71B/4N71B/N4A-EL, Pump Selectives Only (5-Plastic) 1971-Up .....	1	TBA
200.....	K66705	Washer Kit, 3N71B/4N71B/N4A-EL, Stator Selectives Only (5-Plastic) 1971-Up .....	1	TBA
210.....	66701	Race, L3N71B / L4N71B Stator (Rear), Front & Rear Planet (3 Tab) .....	1-3	0338-19-639
211.....	66707	Washer, L3N71B / L4N71B Direct Drum (1.50mm) (.059") .....	1	D372-70014-F
211.....	66707A	Washer, L3N71B / L4N71B Direct Drum (1.70mm) (.067") .....	1	TBA
211.....	66707B	Washer, L3N71B / L4N71B Direct Drum (1.90mm) (.075") (Also Fits OD Drum) .....	1-2	TBA
211.....	66707C	Washer, L3N71B / L4N71B Direct Drum (2.10mm) (.083") .....	1	TBA
211.....	66707D	Washer, L3N71B / L4N71B Direct Drum (2.30mm) (.091") .....	1	TBA
211.....	66707E	Washer, L3N71B / L4N71B Direct Drum (2.50mm) (.098") .....	1	TBA
211.....	66707F	Washer, L3N71B / L4N71B Direct Drum (2.70mm) (.106") .....	1	31528-X0104
211.....	66711	Bearing W/Race, L4N71B Direct Drum .....	1	TBA
212.....	66711	Bearing W/Race, L3N71B / L4N71B Fwd & Rear Planet & OD Planet (Also Direct Drum) .....	1-4	TBA
212.....	66711A	Bearing W/Races, L3N71B / L4N71B Fwd & Rear Planet & Overdrive Planet (1 Piece) .....	1-3	0338-19-623A
214.....	66707B	Washer, L4N71B Overdrive Drum To Support .....	1	TBA
215.....	66702	Race, L4N71B Overdrive Drum To Overdrive Case (1 Tab) .....	1	TBA
216.....	66702A	Race, L4N71B Overdrive Planet (3 Tab) .....	1	TBA
216.....	66702B	Race, L4N71B Overdrive Planet (2 Tab) .....	1	TBA
217.....	66711	Bearing W/Race, L3N71B / L4N71B Shell To Rear Planet .....	1	TBA
222.....	66713	Race, L4N71B Overdrive Hub To Support .....	1	TBA
223.....	66714	Bearing, L3N71B / L4N71B Fwd Clu Drum & Overdrive Hub To Support (1.370" OD) .....	1-2	TBA
225.....	66716	Race, L3N71B / L4N71B Direct Drum To Support (2 Tab) .....	1	TBA
228.....	66705	Race, L3N71B / L4N71B Forward Drum To Support (3 Tab) 1.2mm (.047") .....	1	TBA
228.....	66705A	Race, L3N71B / L4N71B Forward Drum To Support (3 Tab) 1.4mm (.055") .....	1	TBA
228.....	66705B	Race, L3N71B / L4N71B Forward Drum To Support (3 Tab) 1.6mm (.063") .....	1	TBA

## L3N71B, L4N71B, E471NB, N4A-EL

ILL#	Part#		QTY	REF#
228	66705C	Race, L3N71B / L4N71B Forward Drum To Support (3 Tab) 1.8mm (.071")	1	TBA
228	66705D	Race, L3N71B / L4N71B Forward Drum To Support (3 Tab) 2.0mm (.079")	1	TBA
228	66705E	Race, L3N71B / L4N71B Forward Drum To Support (3 Tab) 2.2mm (.087")	1	TBA
231	66709	Race, L3N71B / L4N71B Forward Clutch Hub (Front) & Governor Support (Front)	1-2	TBA
232	66710	Bearing W/Race, L3N71B / L4N71B Forward Drum To Hub (.110" Thick)	1	31438-X0100
238	66717	Bearing W/Race, L3N71B / L4N71B Fwd Planet To Sun Gear & Rear Hub To Support	1-2	TBA
239	66712	Race, L3N71B / L4N71B Forward Planet To Sun Gear (3 Tab)	1	TBA
243	66715	Race, L3N71B / L4N71B Shell (33 Teeth On Sun Gear)	1	TBA
243	66715A	Race, L3N71B / L4N71B Shell (30 Teeth On Sun Gear)	1	TBA

### GASKETS & RUBBER COMPONENTS

300	13100	Gasket, L3N71B / L4N71B Bottom Pan (Nissan) Cork	1	31397-X0102
300	13100F	Gasket, L3N71B / L4N71B Bottom Pan (Nissan) Farpak	1	TBA
300	13100A	Gasket, L3N71B Bottom Pan (Ford) Cork	1	TBA
300	13100AF	Gasket, L3N71B Bottom Pan (Ford) Farpak	1	TBA
305	13108	Gasket, L3N71B / L4N71B Extension Housing	1	31335-X0100
310	13101	Gasket, L3N71B Front Pump (Non Lock-Up)	1	31366-X0101
310	13101B	Gasket, L3N71B Front Pump (W/Lock-Up) (Also L4N71B OD Case To Case (Nissan))	1-2	TBA
310	13101A	Gasket, L4N71B Pump To Overdrive Case	1	TBA
311	13102	O-Ring, L3N71B / L4N71B Front Pump & Overdrive Case	1-2	31363-X0100
318	13101B	Gasket, L4N71B Overdrive Case To Case (Nissan)	1	TBA
318	13107	Gasket, L4N71B Overdrive Case To Case (Mazda)	1	TBA
352	K66900-2	O-Ring Kit, L3N71B / L4N71B Update Accumulator & Oil Distribution Sleeve Seal Kit	1	K45900-2
371	3291	O-Ring, L3N71B / L4N71B Filler Tube	1	6264902

### TECHNICAL MANUALS

400	TML3N71B	Technical Manual, L3N71B 3 Speed	1	83-SUBA3TM
400	TML4N71B	Technical Manual, L4N71B 4 Speed (Nissan)	1	83-L4N71BTM
400	TMN4AEL	Technical Manual, N4A-EL 4 Speed (Mazda)	1	MAZDA-N4A-EL

### ELECTRICAL COMPONENTS

410	66991	Neutral Switch, 3N71B	1	31918-X0185
410	66991A	Neutral Switch, L4N71B (4 Cylinder)	1	319180X0189
410	66991B	Neutral Switch, L4N71B (200SX V-6 1987-88)	1	31918-X2892
410	66991C	Neutral Switch, L4N71B (300ZX 1984-86 W/Out Turbo, & 300ZX 1987-89)	1	31918-X2889
410	66991D	Neutral Switch, L4N71B (Pathfinder & Pickup 1987-89)	1	31918-X2890
420	K66954	Solenoid Assembly, N4A-EL	1	TBA
425	66832H	Solenoid, L4N71B Lock-Up 1983-Up	1	31941-P2012
427	66832F	Solenoid, L4N71B Overdrive Cancel 1984-87 Models	1	31945-X8601
434	66832D	Solenoid, L4N71B Downshift 1983-Up	1	31941-X0106
436	66958	Speed Sensor, L4N71B (Goes In Overdrive Case)	1	TBA

### PUMPS & PUMP COMPONENTS

500	66424	Pump, L3N71B 3-Speed 1981-82	1	TBA
500	66424D	Pump, L4N71B 4-Speed 1971-79	1	TBA
510	66426	Pump Body & Gears, L3N71B 3 Speed (Non Lock-Up)	1	TBA
510	66426A	Pump Body & Gears, L3N71B 3 Speed (Lock-Up) (With 2 Small Holes Next To Bell)	1	TBA
		(No Valves) (With 3 Valve Channels On Face Of Body)		
510	66426B	Pump Body & Gears, L4N71B (With 1 Small Hole Next To Bell) (No-Lock-Up Valves)	1	TBA
510	66426D	Pump Body & Gears, L4N71B (With 1 Small Hole Next To Bell) (2-Lock-Up Valves)	1	TBA
510	66426C	Pump Body & Gears, L4N71B (With 2 Small Hole Next To Bell) No-Lock-Up Valves	1	TBA
510	66426E	Pump Body & Gears, E4N71B Electronic (Cast # 4N Next To Front Seal) 1988-Up	1	TBA
510	66426F	Pump Body & Gears, E4N71B Electronic (Cast # 4N-E Next To Front Seal) 1988-Up	1	TBA
520	66425	Stator, L3N71B Non Lock-Up (1 Bushing) (4" Long Shaft)	1	TBA
520	66425D	Stator, L3N71B Lock-Up (3 1/2" Long Shaft)	1	TBA
520	66425A	Stator, L3N71B Lock-Up (3 11/16" Long Shaft)	1	TBA
520	66425AA	Stator, L3N71B Lock-Up (With 2 Small Bleed Holes) 1987-Up	1	TBA
520	66425AB	Stator, L3N71B Non Lock-Up (2 Bushings) (4" Long Shaft)	1	TBA
520	66425C	Stator, L3N71B Lock-Up (4 1/2" Long Shaft)	1	TBA
520	66425F	Stator, L4N71B (With 1 Small Bleed Hole) (4 1/2" Long Shaft) (1.212" OD Pilot)	1	TBA
520	66425FA	Stator, L4N71B (With 1 Small Bleed Hole) (4 5/8" Long Shaft) (1.212" OD Pilot)	1	TBA
520	66425G	Stator, L4N71B (With 1 Small Bleed Hole) (4 1/2" Long Shaft) (1.138" OD Pilot)	1	TBA
520	66425GA	Stator, L4N71B (With 2 Small Bleed Holes) (4 1/2" Long Shaft) (1.212" OD Pilot) (The	1	TBA
		Bottom Lock-Up Valve Oil Channel Has No Hole In Gasket Surface)		
520	66425E	Stator, L4N71B (With 2 Small Bleed Holes) (4 5/8" Long Shaft) (1.212" OD Pilot)	1	TBA
520	66425H	Stator, L4N71B (With 2 Small Bleed Holes) (4 1/2" Long Shaft) (1.212" OD Pilot) The	1	TBA
		Bottom Lock-Up Valve Oil Channel Has A .235" OD Hole In The Gasket Surface)		
520	66425HA	Stator, E4N71B Electronic (No Pilot On The Back)	1	TBA

## L3N71B, L4N71B, E471NB, N4A-EL

ILL#	Part#		QTY	REF#
<b>DRUMS &amp; CLUTCH HUBS</b>				
550.....	66858A.....	Drum, L4N71B Overdrive (Sprag Type) Washer Type .....	1.....	TBA
550.....	66858B.....	Drum, L4N71B Overdrive (Sprag Type) Bearing Type .....	1.....	TBA
550.....	66858D.....	Drum, L4N71B Overdrive (4 Clutch) (Without A Sprag Type).....	1.....	TBA
550.....	66858E.....	Drum, L4N71B Overdrive (3 Clutch) (Without A Sprag Type).....	1.....	TBA
554.....	66436.....	Drum, L3N71B / L4N71B Fwd (3 & 4 Clu) (3 Slots & 3 Round Holes Under #231 Wsh) .....	1.....	TBA
554.....	66436A.....	Drum, L3N71B / L4N71B Forward (Uses 5 & 6 Clutch) (Has 3 Slots Under # 231 Wsh).....	1.....	TBA
555.....	66411.....	Drum, L3N71B / L4N71B Direct (3 Clutch) (4.572" OD Piston).....	1.....	TBA
555.....	66411B.....	Drum, L3N71B / L4N71B Direct (4 Clutch) (4.572" OD Piston).....	1.....	TBA
555.....	66411A.....	Drum, L3N71B / L4N71B Direct (4 Clutch) (4.283" OD Piston).....	1.....	TBA
555.....	66411C.....	Drum, L4N71B Direct (2 Notches For Bearing Race) 1987-Up.....	1.....	TBA
570.....	66856.....	Clutch Hub, L4N71B Overdrive (33 Teeth Sun Gear) (1.260" Pilot).....	1.....	TBA
570.....	66856A.....	Clutch Hub, L4N71B Overdrive (33 Teeth Sun Gear) (1.382" Pilot).....	1.....	TBA
570.....	66856B.....	Clutch Hub, L4N71B Overdrive (33 Teeth Sun Gear) (1.260" Pilot) Sprag Type.....	1.....	TBA
570.....	66856C.....	Clutch Hub, L4N71B Overdrive (33 Teeth Sun Gear) (1.382" Pilot) Sprag Type.....	1.....	TBA
570.....	66856E.....	Clutch Hub, L4N71B Overdrive (31 Teeth Sun Gear) (1.260" Pilot).....	1.....	TBA
570.....	66856D.....	Clutch Hub, L4N71B Overdrive (31 Teeth Sun Gear) (1.260" Pilot) Sprag Type.....	1.....	TBA
570.....	66856A.....	Clutch Hub, L4N71B Overdrive (31 Teeth Sun Gear) (1.382" Pilot) Sprag Type.....	1.....	TBA
574.....	66418.....	Clutch Hub, L3N71B / L4N71B Forward Clutch .....	1.....	TBA
577.....	66417.....	Clutch Hub, L3N71B / L4N71B Low / Reverse (Drum Connecting) (33 Teeth).....	1.....	TBA
<b>PLANETS, RING GEARS &amp; SUN GEARS</b>				
580.....	K66855.....	Planet Kit, L4N71B OD (Includes OD Planet, Ring Gr, Sun Gr(33T), Washer & Bearing).....	1.....	TBA
580.....	K66855A.....	Planet Kit, L4N71B OD (Includes OD Planet, Ring Gr, Sun Gr(31T), Washer & Bearing).....	1.....	TBA
580.....	66855B.....	Planet, L4N71B Overdrive (3 Gear) (33 Teeth Sun Gear).....	1.....	TBA
580.....	66855A.....	Planet, L4N71B Overdrive (3 Gear) (31 Teeth Sun Gear) (3/4" Spline Length).....	1.....	TBA
580.....	66855AA.....	Planet, L4N71B Overdrive (3 Gear) (31 Teeth Sun Gear) (1 1/4" Spline Length).....	1.....	TBA
580.....	66855.....	Planet, L4N71B Overdrive (4 Gear) (33 Teeth Sun Gear).....	1.....	TBA
582.....	66440C.....	Planet, L3N71B / L4N71B Forward (39 Teeth Sun Gear) 3 Gear (No Groove).....	1.....	TBA
582.....	66440D.....	Planet, L3N71B / L4N71B Forward (39 Teeth Sun Gear) 3 Gear (1 Groove).....	1.....	TBA
582.....	66440A.....	Planet, L3N71B / L4N71B Forward (33 Teeth Sun Gear) 4 Gear.....	1.....	TBA
582.....	66440E.....	Planet, L3N71B / L4N71B Forward (39 Teeth Sun Gear) 3 Gear (2 Groove).....	1.....	TBA
582.....	66440.....	Planet, L3N71B / L4N71B Forward (33 Teeth Sun Gear) 3 Gear (No Groove).....	1.....	TBA
582.....	66440B.....	Planet, L3N71B / L4N71B Forward (39 Teeth Sun Gear) 4 Gear (2 Groove).....	1.....	TBA
584.....	66408A.....	Planet, L3N71B / L4N71B Rear (30 Teeth Sun Gear) No Groove (Cast Iron Housing).....	1.....	TBA
584.....	66408B.....	Planet, L3N71B / L4N71B Rear (30 Teeth Sun Gear) 2 Groove (Cast Iron Housing).....	1.....	TBA
584.....	66408D.....	Planet, L3N71B / L4N71B Rear (30T Sun Gear) 3 Gear, 2 Groove (Aluminum Hsg).....	1.....	TBA
584.....	66408F.....	Planet, L3N71B / L4N71B Rear (30T Sun Gear) 3 Gear, No Groove (Aluminum Hsg).....	1.....	TBA
584.....	66408G.....	Planet, L3N71B / L4N71B Rear (30T Sun Gear) 3 Gear, 1 Groove (Aluminum Hsg).....	1.....	TBA
584.....	66408C.....	Planet, L3N71B / L4N71B Rear (33T Sun Gear) No Groove (Cast Iron Housing).....	1.....	TBA
584.....	66408.....	Planet, L3N71B / L4N71B Rear (33T Sun Gear) No Groove (Aluminum Housing).....	1.....	TBA
584.....	66408E.....	Planet, L3N71B / L4N71B Rear (33T Sun Gear) 3 Gear, 2 Groove (Aluminum Hsg).....	1.....	TBA
590.....	66439.....	Ring Gear, L3/L4N71B OD, Fwd, & Rear Planet (4 1/2" OD) 1.292" Thk, No Groove.....	1.....	TBA
590.....	66439B.....	Ring Gear, L3/L4N71B OD, Fwd, & Rear Planet (4 1/2" OD) 1.292" Thk, 1 Groove.....	1.....	TBA
590.....	66439.....	Ring Gear, L3/L4N71B OD, Fwd, & Rear Planet (4 13/16" OD) 1.377" Thk (3-Gr Planets).....	1.....	TBA
590.....	66439D.....	Ring Gear, L3/L4N71B Overdrive, Forward, & Rear Planet (4 13/16" OD) 1.292" Thick.....	1.....	TBA
590.....	66439E.....	Ring Gear, L3/L4N71B Overdrive, Forward, & Rear Planet (4 1/2" OD) 1.377" Thick.....	1.....	TBA
		(Fits 3 Gear Forward Planets & Aluminum Rear Planet).....		
590.....	66439F.....	Ring Gear, L3N71B / L4N71B (Fits 4 Gear Forward Planet & Steel Rear Planet).....	1.....	TBA
604.....	66427.....	Hub, L3N71B / L4N71B Support Rear Planet .....	1.....	TBA
610.....	66416.....	Sun Gear, L4N71B Overdrive (33 Teeth) (For 3 Gear Planet).....	1.....	TBA
610.....	66416A.....	Sun Gear, L4N71B Overdrive (33 Teeth) (For 4 Gear Planet).....	1.....	TBA
610.....	66416B.....	Sun Gear, L4N71B Overdrive (31 Teeth) (Bushing In Center Of Gear).....	1.....	TBA
610.....	66416C.....	Sun Gear, L4N71B Overdrive (31 Teeth) (Bushing In 1 End Of Gear).....	1.....	TBA
612.....	66415.....	Sun Gear, L3N71B / L4N71B Forward (33/33 Teeth) No Groove (2 5/8" Long).....	1.....	TBA
612.....	66415B.....	Sun Gear, L3N71B / L4N71B Forward (39/30 Teeth) No Groove (2 5/8" Long).....	1.....	TBA
612.....	66415A.....	Sun Gear, L3N71B / L4N71B (39/30 Teeth) 1 Groove (2 5/8" Long).....	1.....	TBA
<b>SHELLS &amp; CENTER SUPPORTS</b>				
620.....	66851B.....	Shell, L4N71B Overdrive (31 Teeth).....	1.....	TBA
620.....	66851.....	Shell, L4N71B Overdrive (33 Teeth).....	1.....	TBA
620.....	66851E.....	Shell, E4N71B Overdrive (33 Teeth) For Electronic Pick-Up 1988-Up.....	1.....	TBA
622.....	66414.....	Shell, L3N71B / L4N71B Driving (33 Teeth).....	1.....	TBA
622.....	66414A.....	Shell, L3N71B / L4N71B Driving (30 Teeth).....	1.....	TBA
622.....	66414E.....	Shell, E4N71B Driving (30 Teeth) Electronic.....	1.....	TBA
630.....	66865.....	Center Support, L4N71B (.080" ID Bushings) Washer Type.....	1.....	TBA
630.....	66865B.....	Center Support, L4N71B (1.380" ID Bushings) Washer Type.....	1.....	TBA
630.....	66865C.....	Center Support, L4N71B (.080" ID Bushings) Bearing Type.....	1.....	TBA

## L3N71B, L4N71B, E471NB, N4A-EL

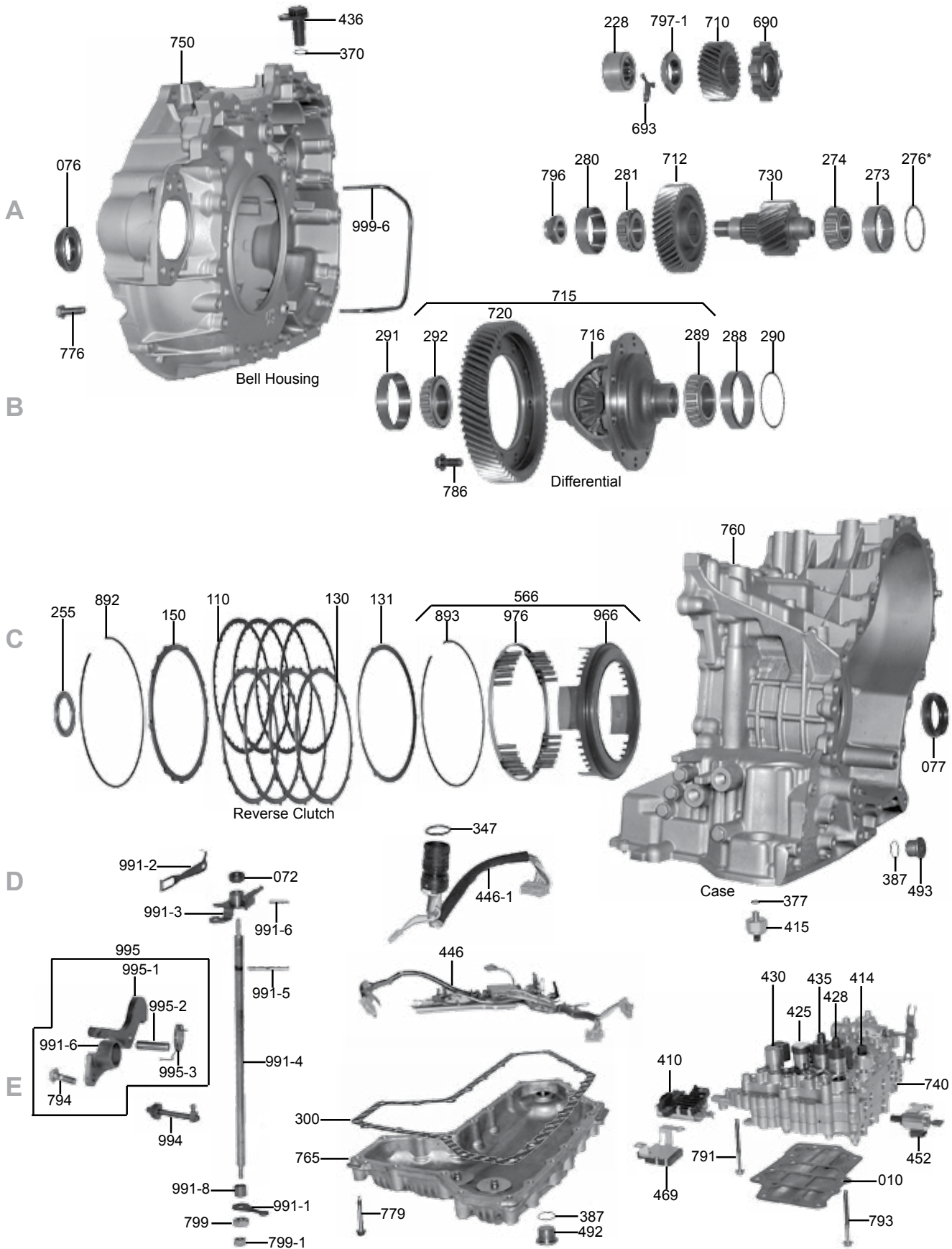
ILL#	Part#		QTY	REF#
630.....	66865D.....	Center Support, L4N71B (1.380" ID Bushings) Bearing Type.....	1.....	TBA
<b>SPRAGS &amp; ONE WAY CLUTCHES</b>				
650.....	66960A.....	Sprag, L4N71B Overdrive (In Overdrive Drum).....	1.....	TBA
654.....	66960.....	Sprag, L3N71B / L4N71B Low / Reverse.....	1.....	TBA
661.....	66430.....	Outer Race, L4N71B Overdrive Sprag.....	1.....	TBA
664.....	66429.....	Inner Race, L3N71B / L4N71B Low / Reverse Sprag.....	1.....	TBA
<b>SHAFTS &amp; GOVERNORS</b>				
670.....	66410.....	Input Shaft, L3N71B Non Lock-Up.....	1.....	TBA
670.....	66410C.....	Input Shaft, L3N71B Lock-Up (9 1/8" Long).....	1.....	TBA
670.....	66410D.....	Input Shaft, L3N71B Lock-Up (10 3/16" Long).....	1.....	TBA
670.....	66410F.....	Input Shaft, L4N71B Overdrive Non Lock-Up (7 1/2" Long).....	1.....	TBA
670.....	66410A.....	Input Shaft, L4N71B Overdrive Lock-Up (8 1/2" Long) 18 Splines On Converter End.....	1.....	TBA
670.....	66410B.....	Input Shaft, L4N71B Overdrive Lock-Up (8 1/2" Long) 20 Splines On Converter End.....	1.....	TBA
674.....	66866B.....	Shaft, L4N71B Intermediate (7 1/2" Long).....	1.....	TBA
674.....	66866C.....	Shaft, L4N71B Intermediate (7 5/16" Long).....	1.....	TBA
674.....	66866.....	Shaft, L4N71B Intermediate (6 5/8" Long) 1 Bushing Type.....	1.....	TBA
674.....	66866.....	Shaft, L4N71B Intermediate (6 5/8" Long) 2 Bushing Type.....	1.....	TBA
678.....	66737B.....	Output Shaft, L3/L4N71B (15 1/4") 6T Speed-O Gr 4 1/2" From End) 1.90" OD Splines.....	1.....	TBA
678.....	66737BA.....	Output Shaft, L3/L4N71B (15 1/4") 6T Speed-O Gr 4 1/2" From End) .970" OD Splines.....	1.....	TBA
678.....	66737A.....	Output Shaft, L3/L4N71B (16 1/2" Long) Without Speed-O Gear (1.800" OD Splines).....	1.....	TBA
678.....	66737AA.....	Output Shaft, L3/L4N71B (16 1/2" Long) Without Speed-O Gear (.950" OD Splines).....	1.....	TBA
678.....	66737.....	Output Shaft, L3/L4N71B (18 1/2" Long) Without Speed-O Gear (1.800" OD Splines).....	1.....	TBA
678.....	66737C.....	Output Shaft, L3/L4N71B (19 7/8" Long) 8 Teeth Speed-O Gear (.930" OD Splines).....	1.....	TBA
678.....	66737D.....	Output Shaft, L3/L4N71B (21 1/4" Long) Without Speed-O Gear (.945" OD Splines).....	1.....	TBA
680.....	66412.....	Governor, L3N71B.....	1.....	TBA
680.....	66412F.....	Governor, L4N71B.....	1.....	TBA
685.....	66824A.....	Support, L3N71B / L4N71B Governor With Park Gear.....	1.....	TBA
<b>VALVE BODIES</b>				
740.....	66940.....	Valve Body, L3N71B (Nissan).....	1.....	TBA
740.....	66941.....	Valve Body, L3N71B (Ford).....	1.....	TBA
740.....	66942.....	Valve Body, L4N71B (Without Sensor).....	1.....	TBA
740.....	66942B.....	Valve Body, L4N71B (With Sensor On End Plate).....	1.....	TBA
740.....	66942BA.....	Valve Body, E4N71B (With 4 Solenoids).....	1.....	TBA
747.....	66940P.....	Valve Body Plate, L3N71B 1971-Up.....	1.....	TBA
<b>VALVE BODY COMPONENTS</b>				
741.....	66942-01K.....	Boost Valve Kit, L4N71B With Sleeve (Sonnax).....	1.....	66942-01K
<b>HOUSINGS, CASES &amp; PANS</b>				
750.....	66600.....	Bell Housing, L3N71B (Cast # L-L#2) With 2 Small O-Rings.....	1.....	TBA
750.....	66600B.....	Bell Housing, L4N71B (Cast # Z-L #1) With 2 Small O-Rings.....	1.....	TBA
750.....	66600BA.....	Bell Housing, L4N71B (Cast # Z #1) With 2 Small O-Rings.....	1.....	TBA
750.....	66600C.....	Bell Housing, L4N71B (Cast # VE #2) With 2 Small O-Rings.....	1.....	TBA
750.....	66600D.....	Bell Housing, L4N71B (Cast # CAE #1) With 2 Small O-Rings.....	1.....	TBA
750.....	66600E.....	Bell Housing, L4N71B With 1 Small O-Ring.....	1.....	TBA
750.....	66600F.....	Bell Housing, L4N71B (With 4:00 Starter & Pivot Ball).....	1.....	TBA
750.....	66600G.....	Bell Housing, E4N71B (Electronic).....	1.....	TBA
760.....	66601.....	Case, L3N71B (Nissan).....	1.....	TBA
760.....	66602.....	Case, L3N71B (Ford).....	1.....	TBA
760.....	66601B.....	Case, L4N71B Without Electrical Connector.....	1.....	TBA
760.....	66601BA.....	Case, L4N71B With 1/2" Electrical Connector (With Screw In Modulator).....	1.....	TBA
760.....	66601C.....	Case, L4N71B With 13/16" Electrical Connector (With Screw In Modulator).....	1.....	TBA
760.....	66601D.....	Case, L4N71B With 13/16" Electrical Connector (With Push In Modulator).....	1.....	TBA
762.....	66861.....	OD Case, L4N71B (Uses Stator With 2 Small Bleed Holes) Uses A Washer # 214).....	1.....	TBA
762.....	66861B.....	OD Case, L4N71B (Uses Stator With 1 Small Bleed Holes) Uses A Washer # 214).....	1.....	TBA
762.....	66861E.....	Overdrive Case, E4N71B (With Speed Sensor) Electronic Uses a Bearing # 214).....	1.....	TBA
765.....	66801A.....	Pan, L4N71B 2WD.....	1.....	TBA
765.....	66801B.....	Pan, E4N71B 2WD.....	1.....	TBA
770.....	66862.....	Extension Housing, L4N71B (1.495" ID Bushing) 9 5/8" Long.....	1.....	TBA
770.....	66862B.....	Extension Housing, L4N71B (1.375" ID Bushing) 9 5/8" Long.....	1.....	TBA
770.....	66862A.....	Extension Housing, L4N71B (1.495" ID Bushing) 11" Long.....	1.....	TBA
770.....	66862C.....	Extension Housing, L4N71B (1.430" ID Bushing) 11" Long.....	1.....	TBA
845.....	66621.....	Pick-Up Plate, E4N71B Speed Sensor (Electronic Units Only).....	1.....	TBA
855.....	66141.....	Cushion, L3N71B / L4N71B Forward / Direct (Dished).....	1.....	31529-X0100
<b>SERVOS, ACCUMULATORS, PISTONS &amp; MISCELLANEOUS</b>				



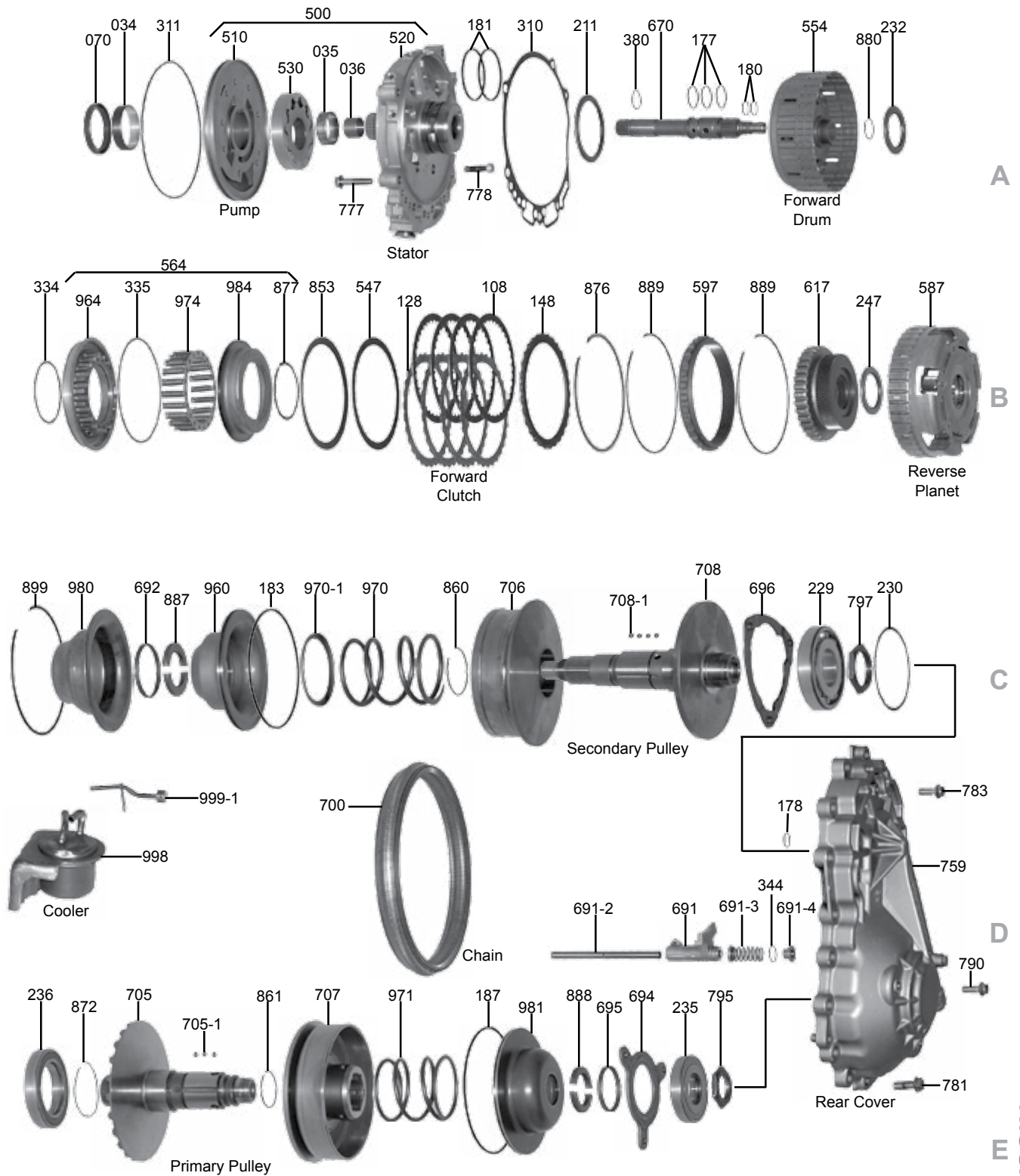
## L3N71B, L4N71B, E471NB, N4A-EL

ILL#	Part#		QTY	REF#
900.....	K66997	Servo Assembly, L4N71B Overdrive .....	1 .....	TBA
901.....	66622	Spring, L4N71B Overdrive Servo .....	1 .....	TBA
902.....	66997	Piston, L4N71B Overdrive Servo.....	1 .....	TBA
904.....	66623	Cover, L4N71B Overdrive Servo .....	1 .....	TBA
905.....	K66997A.....	Servo Assembly, L3N71B / L4N71B Intermediate (Non Electronic) .....	1 .....	TBA
905.....	K66997AA.....	Servo Assembly, E4N71B Intermediate (Electronic) .....	1 .....	TBA
906.....	66622A.....	Spring, L3N71B / L4N71B Intermediate Servo .....	1 .....	TBA
907.....	66997A.....	Piston, L3N71B / L4N71B Intermediate Servo .....	1 .....	TBA
909.....	66623A.....	Cover, L3N71B / L4N71B Intermediate Servo.....	1 .....	TBA
916.....	91730N.....	Strut, L3N71B / L4N71B Intermediate Band (For Hard Band).....	1 .....	TBA
916.....	91730.....	Strut, L3N71B / L4N71B Intermediate Band (For Flex Band).....	1 .....	TBA
925.....	K66998.....	Accumulator Assembly, L4N71B Overdrive .....	1 .....	TBA
926.....	66624.....	Spring, L4N71B Overdrive Accumulator .....	1 .....	TBA
927.....	66625.....	Piston, L4N71B Overdrive Accumulator .....	1 .....	TBA
929.....	66626.....	Cover, L4N71B Overdrive Accumulator .....	1 .....	TBA
960.....	66760.....	Piston, L4N71B Overdrive Clutch.....	1 .....	TBA
964.....	66762A.....	Piston, L3N71B / L4N71B Forward Clutch (4.572" OD) (Also Fits Direct Clutch #965) .....	1 .....	TBA
965.....	66762.....	Piston, L3N71B / L4N71B Direct Clutch (4.283" OD).....	1 .....	TBA
965.....	66762A.....	Piston, L3N71B / L4N71B Direct Clutch (4.572" OD) (Also Fits Forward Clutch #964) .....	1 .....	TBA
967.....	66763A.....	Piston, L3N71B / L4N71B Low/Reverse Clutch .....	1 .....	TBA
970.....	66860.....	Springs, L4N71B Overdrive Clutch Return.....	9 .....	TBA
974.....	66863.....	Springs, L3N71B Forward Clutch Return .....	9 .....	TBA
975.....	66864.....	Springs, L3N71B / L4N71B Direct Clutch Return .....	9 .....	TBA
977.....	66419.....	Diaphragm Spring, L3N71B / L4N71B Low / Reverse Clutch Return.....	1 .....	TBA
980.....	66870.....	Retainer, L4N71B Overdrive Clutch Spring .....	1 .....	TBA
984.....	66871.....	Retainer, L3N71B / L4N71B Forward Clutch Spring .....	1 .....	TBA
985.....	66872.....	Retainer, L3N71B / L4N71B Direct Clutch.....	1 .....	TBA
987.....	66627.....	Retaining Ring, L3N71B / L4N71B Low/Reverse Clutch Return Spring.....	1 .....	TBA
991.....	K66628.....	Linkage Assembly, L4N71B With Park Rod (Internal) .....	1 .....	TBA
995.....	K66629.....	Park Pawl Assembly, L4N71B .....	1 .....	TBA
996.....	66630.....	Fitting, L3N71B / L4N71B Cooler Line .....	2 .....	TBA

## RE0F09A (JF010E), RE0F10A (JF011E)



## RE0F09A (JF010E), RE0F10A (JF011E)



## RE0F09A (JF010E), RE0F10A (JF011E)

ILL#	Part#		QTY	REF#
<b>OVERHAUL KITS &amp; PISTON KITS</b>				
NI.....	K125900.....	Overhaul Kit, W/Pistons RE0F09A(JF010E) 2003-Up.....	1.....	N/A
NI.....	K125900X.....	Overhaul Kit, W/Out Pistons RE0F09A(JF010E) 2003-Up.....	1.....	N/A
NI.....	K125900B.....	Overhaul Kit, W/Pistons JF011E(RE0F10A) 2007-Up.....	1.....	N/A
NI.....	K125900BX.....	Overhaul Kit, W/Out Pistons JF011E(RE0F10A) 2007-Up.....	1.....	N/A
NI.....	K125900-99.....	Piston Kit RE0F09A(JF010E) (2-Pistons) 2003-Up.....	1.....	N/A
NI.....	K125900B-99.....	Piston Kit JF011E(RE0F10A) (3-Pistons) 2007-Up.....	1.....	N/A
<b>MASTER L/STEEL KITS</b>				
NI.....	DK12500S.....	Master L/Steels Kit, W/Pistons RE0F09A(JF010E) 2003-Up.....	1.....	N/A
NI.....	DK12500XS.....	Master L/Steels Kit, W/Out Pistons RE0F09A(JF010E) 2003-Up.....	1.....	N/A
NI.....	DK12500BS.....	Master L/Steels Kit, W/Pistons JF011E(RE0F10A) 2007-Up.....	1.....	N/A
NI.....	DK12500BXS.....	Master L/Steels Kit, W/Out Pistons JF011E(RE0F10A) 2007-Up.....	1.....	N/A
<b>MASTER W/STEELS KITS</b>				
NI.....	DK12500.....	Master W/Steels Kit, W/Pistons RE0F09A(JF010E) 2003-Up.....	1.....	N/A
NI.....	DK12500X.....	Master W/Steels Kit, W/Out Pistons RE0F09A(JF010E) 2003-Up.....	1.....	N/A
NI.....	DK12500B.....	Master W/Steels Kit, W/Pistons JF011E(RE0F10A) 2007-Up.....	1.....	N/A
NI.....	DK12500BX.....	Master W/Steels Kit, W/Out Pistons JF011E(RE0F10A) 2007-Up.....	1.....	N/A
<b>FILTERS</b>				
010.....	125710.....	Filter, RE0F09A 2003-Up.....	1.....	TBA
010.....	125710B.....	Filter, JF011E Chrysler/Mitsubishi 2007-Up.....	1.....	5191890AA
010.....	125710C.....	Filter, JF011E Nissan 2007-Up.....	1.....	TBA
013.....	125711B.....	Filter, JF011E (Cooler/Auxiliary) 2007-Up.....	1.....	31726-1XF00
<b>BUSHINGS</b>				
034.....	125005.....	Bushing, RE0F09A Pump Body (1.920" ID)(Babbitt) 2003-Up.....	1.....	TBA
034.....	125005B.....	Bushing, JF011E Pump Body 2007-Up.....	1.....	TBA
035.....	125007.....	Bushing, RE0F09A Inner Pump Gear (.560" Wide)(1.558" OD)(1.360" ID)(Babbitt) 2003-Up.....	1.....	TBA
035.....	125007B.....	Bushing, JF011E Inner Pump Gear 2007-Up.....	1.....	TBA
036.....	125002.....	Bushing, RE0F09A Stator (Front) (.675" Wide)(.925" ID)(Babbitt) 2003-Up.....	1.....	TBA
036.....	125002B.....	Bushing, JF011E Stator (Front) 2007-Up.....	1.....	TBA
<b>METAL CLAD SEALS</b>				
070.....	125151.....	Seal, RE0F09A Front (Pump) (.315" Thick)(2.530" OD)(1.905" ID) 2003-Up.....	1.....	TBA
070.....	125151B.....	Seal, JF011E Front (Pump) 2007-Up.....	1.....	TBA
072.....	78197.....	Seal, RE0F09A/JF011E Manual Shaft 2003-Up.....	1.....	TBA
076.....	125154.....	Seal, RE0F09A Axle (Bell Housing Side)(.620" Thick)(2.330" OD)(1.275" ID) 2003-Up.....	1.....	TBA
076.....	63153B.....	Seal, RE0F09A Axle, (Bell Housing Side) AWD Transfer Unit, 2003-Up.....	1.....	TBA
076.....	125152A.....	Seal, JF011E Axle, Chrysler/Mitsubishi (Both Sides) 2007-Up.....	2.....	TBA
076.....	123154C.....	Seal, JF011E Axle, Nissan (Bell Housing Side) 2007-Up.....	1.....	TBA
077.....	125153.....	Seal, RE0F09A Axle (Case Side) (.535" Thick)(2.330" OD)(1.505" ID) 2003-Up.....	1.....	TBA
077.....	125152A.....	Seal, JF011E Axle, Nissan (Case Side) 2007-Up.....	1.....	TBA
<b>FRICTIONS</b>				
108.....	125101.....	Friction, RE0F09A Forward Clutch .059", 36T, 5.435" OD, 2003-Up.....	4.....	TBA
108.....	125101.....	Friction, JF011E Forward Clutch .059", 36T, 5.435" OD, 2007-Up.....	3.....	TBA
110.....	125103.....	Friction, RE0F09A Reverse Clutch .062", 40T, 7.030" OD 2003-Up.....	4.....	TBA
110.....	125103.....	Friction, JF011E Reverse Clutch .062", 40T, 7.030" OD 2007-Up.....	3.....	TBA
NI.....	K125F.....	Friction Module, RE0F09A 2003-Up.....	1.....	TBA
NI.....	K125BF.....	Friction Module, JF011E 2007-Up.....	1.....	TBA
<b>STEELS</b>				
128.....	125100.....	Steel, RE0F09A Forward Clutch .055", 30T, 4.715" ID, 2003-Up.....	4.....	TBA
128.....	125100.....	Steel, JF011E Forward Clutch .055", 30T, 4.715" ID, 2007-Up.....	3.....	TBA
130.....	125102.....	Steel, RE0F09A Reverse Clutch .055", 12T, 6.450" ID, 2003-Up.....	4.....	TBA
130.....	125102B.....	Steel, JF011E Reverse Clutch .055", 12T, 6.465" ID, 2007-Up.....	3.....	TBA
NI.....	K125S.....	Steel Module, RE0F09A 2003-Up.....	1.....	TBA
NI.....	K125BS.....	Steel Module, JF011E 2007-Up.....	1.....	TBA
<b>PRESSURE PLATES</b>				
131.....	125142.....	Cushion RE0F09A Reverse Clutch .073", 3T, 6.465" ID (Dished) 2003-Up.....	1.....	TBA
131.....	125142B.....	Cushion JF011E Reverse Clutch, 2007-Up.....	1.....	TBA
148.....	125131.....	Pressure Plate, RE0F09A/JF011E Forward Clutch .140", 30T, 4.719" ID 2003-Up.....	1.....	TBA
150.....	125132.....	Pressure Plate, RE0F09A Reverse Clutch .140", 12T, 6 1/2" OD 2003-Up.....	1.....	TBA
150.....	125132B.....	Pressure Plate, JF011E Reverse Clutch, 2007-Up.....	1.....	TBA
<b>SEALING RINGS</b>				



## RE0F09A (JF010E), RE0F10A (JF011E)

ILL#	Part#		QTY	REF#
NI	K125903	Kit, Sealing Ring, RE0F09A, 2003-Up	1	TBA
NI	K125903B	Kit, Sealing Ring, JF011E, 2007-Up	1	TBA
<b>WASHERS &amp; BEARINGS</b>				
NI	125414B	Bearing, JF011E, Pump Gear, 2007-Up	1	TBA
211	125415	Bearing W/Races, RE0F09A Stator To Forward Cl Drum (.155" Thk, 3.340" OD, 2.660" ID)	1	TBA
211	125415B	Bearing W/Races, JF011E Stator To Forward Cl Drum, 2007-Up	1	TBA
228	125416	Bearing, RE0F09A Secondary Pulley Shaft To Bell Hsg, 2003-Up (#HTFVP26Z-1G NSK)	1	TBA
228	125416B	Bearing, JF011E Secondary Pulley Shaft To Bell Hsg, 2007-Up	1	TBA
229	125417	Ball Brg, RE0F09A Secondary Pulley (Rear) To Rear Cover, 2003-Up (#NSK B45-111E)	1	TBA
229	125417B	Ball Bearing, JF011E Secondary Pulley (Rear) To Rear Cover, 2007-Up	1	TBA
230	125431	Shim, RE0F09A Secondary Pulley Brg To Rear Cover (Selective, 4.113" OD, 3.78" ID, 2003-Up	1	TBA
232	125418	Brg W/Races, RE0F09A/JF011E Fwd Drum To Sun Gear Hub (.149" Thk, 2.39" OD, 1.58" ID)	1	TBA
235	125419	Ball Bearing, RE0F09A Primary Pulley (Rear) To Rear Cover (# NSK 32TM12U40AL)	1	TBA
235	125419B	Ball Bearing, JF011E Primary Pulley (Rear) To Rear Cover, 2007-Up	1	TBA
236	125421	Ball Bearing, RE0F09A Primary Pulley (Front) To Case (# 65TM02U40A NSK) 2003-Up	1	TBA
236	125421B	Ball Bearing, JF011E Primary Pulley (Front) To Case, 2007-Up	1	TBA
247	125418	Brg W/Races, RE0F09A/JF011E, Sun Gear Front & Rear	2	TBA
255	125418	Brg W/Races, RE0F09A/JF011E, Planet To Case	1	TBA
273	K125420	Kit, Bearing & Race, RE0F09A Pinion Shaft, Rear, 2003-Up	1	TBA
273	K125420B	Kit, Bearing & Race, JF011E Pinion Shaft, Rear, 2007-Up	1	TBA
273	125430	Cup Race, RE0F09A Pinion Shaft, Rear (# Koyo 32206J Or STJ3062) 2003-Up	1	TBA
274	125420	Cone Bearing, RE0F09A Pinion Shaft, Rear (# Koyo STA3062-1) 2003-Up	1	TBA
276	125432	Shim, RE0F09A Pinion Cup Race To Case (Selective)(2.422" OD)(2.050" ID) 2003-Up	1	TBA
280	K125420	Kit, Bearing & Race, RE0F09A Pinion Shaft, Front, 2003-Up	1	TBA
280	K125420B	Kit, Bearing & Race, JF011E Pinion Shaft, Front, 2007-Up	1	TBA
280	125430	Cup Race, RE0F09A Pinion Shaft, Front (# Koyo 32206J Or STJ3062) 2003-Up	1	TBA
281	125420	Cone Bearing, RE0F09A Pinion Shaft, Front (# Koyo STA3062-1) 2003-Up	1	TBA
288	K125420A	Kit, Bearing & Race, RE0F09A Differential To Case, 2003-Up	1	TBA
288	K125420BA	Kit, Bearing & Race, JF011E Differential To Case, 2007-Up	1	TBA
288	125430A	Cup Race, RE0F09A Differential To Case (# Koyo STA4575) 2003-Up	1	TBA
289	125420A	Cone Bearing, RE0F09A Differential To Case (# Koyo STA4575-1) 2003-Up	1	TBA
291	K125420A	Kit, Bearing & Race, RE0F09A Differential To Bell Housing, 2003-Up	1	TBA
291	K125420BB	Kit, Bearing & Race, JF011E Differential To Bell Housing, 2007-Up	1	TBA
291	125430A	Cup Race, RE0F09A Differential To Bell Housing (# Koyo STA4575) 2003-Up	1	TBA
292	125420A	Cone Bearing, RE0F09A Differential To Bell Housing (# Koyo STA4575-1) 2003-Up	1	TBA
<b>GASKETS &amp; RUBBER COMPONENTS</b>				
300	125500	Gasket, RE0F09A Bottom Pan, 2003-Up	1	TBA
300	125500B	Gasket, JF011E, Chrysler/Mitsubishi Bottom Pan, 2007-Up	1	TBA
300	125500C	Gasket, JF011E, Nissan Bottom Pan, 2007-Up	1	TBA
310	125510	Gasket, RE0F09A Pump Stator To Case (Metal) 2003-Up	1	TBA
311	125211	O-Ring, RE0F09A Pump Body (.115" Thick)(6 7/8" OD) 2003-Up	1	TBA
NI	125211B	O-Ring, JF011E, Pump Cover, Inner, 2007-Up	1	TBA
380	125214	O-Ring, RE0F09A Input Shaft (Front)(.070" Thick)(.955" OD) 2003-Up	1	TBA
NI	125215	O-Ring, RE0F09A, Case To Rear Cover, 2003-Up	1	TBA
<b>ELECTRICAL COMPONENTS</b>				
410	125991	Park/Neutral Switch, RE0F09A, W/TFT 7-Prong Conn (Cast # PA66-GF30) 2003-Up	1	TBA
410	125991B	Park/Neutral Switch, JF011E, 2007-Up	1	TBA
414	125998A	Sensor, RE0F09A Secondary Pressure (FPS A) 3-Prong Conn, Screws Into VB 2003-Up	1	TBA
414	125998B	Sensor, JF011E Secondary Pressure (FPS A) Screws Into VB 2003-Up	1	TBA
415	125997	Sensor, RE0F09A Primary Pressure (FPS B) 3 Prong Conn, Screws Into Case 2003-Up	1	TBA
415	125997B	Sensor, JF011E Primary Pressure (FPS B) Screws Into Case 2003-Up	1	TBA
425	125955	Solenoid, RE0F09A TCC (1 Bolt Plastic Bracket) 2003-Up	1	TBA
425	125955A	Solenoid, RE0F09A TCC (1 Bolt Metal Bracket) 2003-Up	1	TBA
428	125934	Solenoid, RE0F09A Line Pressure A (Cast # 06Z05-2) 2003-Up	1	TBA
428	123934A	Solenoid, RE0F09A Line Pressure A (Bosch # 0 260 130 030 On Plastic Conn) 2003-Up	1	TBA
428	125934B	Solenoid, JF011E Line Pressure A, 2007-Up	1	TBA
430	123954	Solenoid, RE0F09A Lock-up Select (1 Bolt Metal Bracket) 2003-Up	1	TBA
435	125934	Solenoid, RE0F09A Line Pressure B (Cast # 06Z05-2) 2003-Up	1	TBA
435	123934A	Solenoid, RE0F09A Line Pressure B (Bosch # 0 260 130 030 On Plastic Conn) 2003-Up	1	TBA
435	125934B	Solenoid, JF011E Line Pressure B, 2007-Up	1	TBA
436	125958	Sensor, RE0F09A VSS (3 Prong Connector) 2003-Up	1	TBA
446-1	125987	Wire Harness, RE0F09A Internal, 2-Pc Type, Used With 125988 (22-Prong Case Conn)	1	TBA
446	125988	Wire Harness, RE0F09A Internal, 2-Pc Type, Used With 125987 (23 Prong Harn Conn)	1	TBA
446	125988A	Wire Harness, RE0F09A Internal, 1-Pc Type, ILL#446-1 & ILL #446 (22-Prong Case Conn)	1	TBA
452	125947A	Step Motor / Ratio Control Motor, RE0F09A, 6 Prong Conn (Cast # SM01 3128) 2003-Up	1	TBA

## RE0F09A (JF010E), RE0F10A (JF011E)

ILL#	Part#		QTY	REF#
452	125947B	Step Motor / Ratio Control Motor, JF011E, 2007-Up	1	TBA
469	125948	ROM Assy, RE0F09A, 1.335" Wide Plastic Body, 3-Metal Tabs That Hold Bracket On	1	TBA
469	125948A	ROM Assy, RE0F09A, 1.405" Wide Plastic Body, 4-Metal Tabs That Hold Bracket On	1	TBA
<b>MISCELLANEOUS COMPONENTS</b>				
492	125620	Drain Plug, RE0F09A Bottom Pan (19mm Hex Head)(Fits Steel Pan) 2003-Up	1	TBA
492	125620A	Drain Plug, RE0F09A Bottom Pan (10mm Allen Head)(Fits Aluminum Pan) 2003-Up	1	TBA
493	125620A	Rear Plug, RE0F09A, 2003-Up)	1	TBA
<b>PUMPS &amp; PUMP COMPONENTS</b>				
500	125912	Pump, RE0F09A (Cast # 6Y17 On Cover) 2003-Up	1	TBA
500	125912B	Pump (Remote) JF011E (Driven Sprocket, Cover, Rotor, Vanes, Shaft, Slide, End Cover, Body)	1	TBA
NI	125886B	Chain, Pump Drive, JF011E, 2007-Up	1	TBA
NI	125882B	Sprocket, Driven, Pump, JF011E, 2007-Up	1	TBA
510	125916	Pump Body, RE0F09A (Cover, Cast Iron, Cast # 6Y17) 2003-Up	1	TBA
520	125915	Stator W/Gears, RE0F09A (Aluminum, 7 Bolts To Case) 2003-Up	1	TBA
530	K125201	Pump Gear Set, RE0F09A (10T Inner, 11T Outer Gear, .620" Thick, 3.760" OD)	1	TBA
<b>DRUMS, PLANETS, RING GEARS, SUN GEARS &amp; SHAFTS</b>				
547	125433	Spacer, RE0F09A Forward Cl Cushion (.044", 5.506" OD, 4.735" ID) 2003-Up	1	TBA
554	125732	Drum, RE0F09A Forward Clutch (4-Clutch) 2003-Up	1	TBA
554	125732B	Drum, JF011E Forward Clutch (3-Clutch) 2007-Up	1	TBA
566	K125763	Piston Kit, RE0F09A Reverse Clutch (# 966, 976, 893) 2003-Up	1	TBA
566	K125763B	Piston Kit, JF011E Reverse Clutch (# 966, 976, 893) 2003-Up	1	TBA
587	125748	Planet, RE0F09A Reverse (4-Gear) 2003-Up	1	TBA
587	125748A	Planet, RE0F09A Reverse (6-Gear) 2003-Up	1	TBA
587	125748B	Planet, JF011E, 2007-Up	1	TBA
597	125759	Ring Gear, RE0F09A Reverse Planet (110T, .730" Thick, 30 Outer Lugs) 2003-Up	1	TBA
597	125759B	Ring Gear, JF011E, Reverse Planet (.580" Thick) 2007-Up	1	TBA
617	125753	Sun Gear, RE0F09A Reverse Planet (82T, 3.730" OD Gear, 36-Spline Clutch Hub) 2003-Up	1	TBA
617	125753B	Sun Gear, JF011E, Reverse Planet, 2007-Up	1	TBA
670	125851	Input Shaft, RE0F09A (8" Long, Uses 3 Large & 1 Small Teflon Rings) 2003-Up	1	TBA
670	125851A	Input Shaft, RE0F09A (8" Long, Uses 3 Large & 2 Small Teflon Rings) 2003-Up	1	TBA
670	125851B	Input Shaft, JF011E (6-3/4" Long) 2007-Up	1	TBA
690	125824	Park Gear, RE0F09A (8 Outer Lugs, .575" Thick, 3.115" OD) 2003-Up	1	TBA
690	125824B	Park Gear, JF011E, 2007-Up	1	TBA
<b>CVT COMPONENTS</b>				
691	K125652	Assembly, Follower, RE0F09A (#691, #691-2, #691-3, #691-4) 2003-Up	1	TBA
691	K125652B	Assembly, Follower, JF011E (#691, #691-2, #691-3, #691-4) 2007-Up	1	TBA
693	125628	Bracket, RE0F09A Holds Secondary Pulley Brg (#228) To Bell Hsg (2-Bolt) 2003-Up	1	TBA
693	125628A	Bracket, RE0F09A Holds Secondary Pulley Brg (#228) To Bell Hsg (1-Bolt) 2003-Up	1	TBA
693	125628B	Bracket, JF011E Holds Secondary Pulley Brg (#228) To Bell Hsg, 2007-Up	1	TBA
694	125629	Bracket, RE0F09A Holds Rear Primary Pulley Brg (#235) To Rear Cover, 2003-Up	1	TBA
694	125629B	Bracket, JF011E Holds Rear Primary Pulley Brg (#235) To Rear Cover, 2007-Up	1	TBA
696	125630	Bracket, RE0F09A Holds Rear Secondary Pulley Brg (#229) To Rear Cover, 2003-Up	1	TBA
696	125630B	Bracket, JF011E Holds Rear Secondary Pulley Brg (#229) To Rear Cover, 2007-Up	1	TBA
700	125885	Belt, RE0F09A Drive 2003-Up	1	TBA
700	125885B	Belt, JF011E Drive 2007-Up	1	TBA
705	K125650	Kit, CVT Drive, RE0F09A, Complete Primary & Secondary Pulleys & Drive Belt, 2003-Up	1	TBA
705	K125650B	Kit, CVT Drive, JF011E, Complete Primary & Secondary Pulleys & Drive Belt, 2007-Up	1	TBA
705	125651	Primary Pulley Complete, RE0F09A, 2003-Up	1	TBA
705	125651B	Primary Pulley Complete, JF011E, 2007-Up	1	TBA
707	125650	Secondary Pulley Complete, RE0F09A, 2003-Up	1	TBA
707	125650B	Secondary Pulley Complete, JF011E, 2007-Up	1	TBA
<b>DIFFERENTIAL COMPONENTS</b>				
710	125809	Gear, RE0F09A Drive Transfer (28 Teeth)(3.080" OD)(Splined ID) 2003-Up	1	TBA
710	125809B	Gear, JF011E, Drive Transfer, 2007-Up	1	TBA
712	125810	Gear, RE0F09A Driven Transfer (43 Teeth)(4.595" OD)(Splined ID) 2003-Up	1	TBA
712	125810B	Gear, JF011E Driven Transfer, 2007-Up	1	TBA
715	125910	Differential Assembly, RE0F09A (64 Teeth Ring Gear)(10 Bolt)(1.245" ID Axle Hole) 2003-Up	1	TBA
715	125910A	Differential Assembly, RE0F09A, AWD, 2003-Up	1	TBA
715	125910B	Differential Assembly, JF011E, 2007-Up	1	TBA
716	125911	Differential Housing, RE0F09A (Less Ring Gear)(10 Bolt)(1.245" ID Axle Hole) 2003-Up	1	TBA
716	125911B	Differential Housing, JF011E, 2007-Up	1	TBA
720	125845	Ring Gear, RE0F09A Differential (64 Teeth)(10 Bolt)(8 3/8" OD) 2003-Up	1	TBA
720	125845B	Ring Gear, JF011E, Differential, 2007-Up	1	TBA

## RE0F09A (JF010E), RE0F10A (JF011E)

ILL#	Part#		QTY	REF#
730.....	125846	Pinion Shaft, RE0F09A (19 Teeth)(5.190" Long) 2003-Up .....	1.....	TBA
730.....	125846B	Pinion Shaft, JF011E, 2007-Up .....	1.....	TBA
<b>VALVE BODIES</b>				
740.....	125754	Valve Body, RE0F09A (Cast # FYO#2A On Solenoid Side) 2003-Up .....	1.....	TBA
740.....	125754A	Valve Body, RE0F09A (Cast # FYO#1B On Solenoid Side) 2003-Up .....	1.....	TBA
740.....	125754B	Valve Body, JF011E, 2007-Up .....	1.....	TBA
<b>CASES, COVERS, PANS &amp; HOUSINGS</b>				
750.....	125703	Bell Housing, RE0F09A (Cast # VQ2 & ACO) (1-Bolt Bracket For # 693) .....	1.....	TBA
750.....	125703A	Bell Housing, RE0F09A (Cast # VO2 & ACO) (2-Bolt Bracket For # 693) .....	1.....	TBA
750.....	125703B	Bell Housing, JF011E, 2007-Up .....	1.....	TBA
759.....	125704	Rear Cover, RE0F09A (Aluminum)(18 Bolt)(Cast # AKO #1) 2003-Up .....	1.....	TBA
759.....	125704B	Rear Cover, JF011E, 2007-Up .....	1.....	TBA
760.....	125701	Case, RE0F09A (Cast # AKO # 3) (2 Big Bosses By The Cooler Are 2" Apart) 2003-Up .....	1.....	TBA
760.....	125701A	Case, RE0F09A (Cast # ACO # 2) (2 Big Bosses By The Cooler Are 3-1/4" Apart) 2003-Up .....	1.....	TBA
760.....	125701B	Case, JF011E, Chrysler / Mitsubishi, 2007-Up .....	1.....	TBA
760.....	125701C	Case, JF011E, Nissan, 2007-Up .....	1.....	TBA
765.....	125801	Pan, RE0F09A Bottom (Steel) 2003-Up .....	1.....	TBA
765.....	125801A	Pan, RE0F09A Bottom (Aluminum) 2003-Up .....	1.....	TBA
765.....	125801B	Pan, JF011E, Bottom, Chrysler / Mitsubishi, 2007-Up .....	1.....	TBA
765.....	125801C	Pan, JF011E, Bottom, Nissan, 2007-Up .....	1.....	TBA
795.....	125081	Nut, RE0F09A Holds Bearing # 235 To Primary Pulley Shaft (46mm)(.275" Thick)(1.140" ID) .....	1.....	TBA
795.....	125081B	Nut, JF011E Holds Bearing # 235 To Primary Pulley Shaft .....	1.....	TBA
796.....	125082	Nut, RE0F09A Pinion Shaft (32mm)(.730" Thick)(1.442" OD) 2003-Up .....	1.....	TBA
796.....	125082B	Nut, JF011E Pinion Shaft .....	1.....	TBA
797-1	125083	Nut, RE0F09A Holds Drive Transfer Gear To Secondary Pulley Shaft (50mm)(.470" Thick) .....	1.....	TBA
797-1	125083B	Nut, JF011E Holds Drive Transfer Gear To Secondary Pulley Shaft .....	1.....	TBA
797.....	125084	Nut, RE0F09A Holds Bearing # 229 To Secondary Pulley Shaft (55mm)(.327" Thick) .....	1.....	TBA
797.....	125084B	Nut, JF011E Holds Bearing # 229 To Secondary Pulley Shaft .....	1.....	TBA
NI.....	125805B	Cover / Housing, JF011E, Cooler Filter, 2007-Up .....	1.....	TBA
853.....	125143	Cushion, RE0F09A Forward Cl (.057") (Dished) 2003-Up (Used W/ Spacer #547) .....	1.....	TBA
853.....	125143A	Cushion, RE0F09A Forward Cl (.070") (Waved) 2003-Up (Does Not Use Spacer #547) .....	2.....	TBA
853.....	125143B	Cushion, JF011E Forward Clutch, 2007-Up .....	1.....	TBA
<b>SNAP RINGS</b>				
NI.....	K125908	Kit, Snap Ring, RE0F09A 2003-Up .....	1.....	TBA
NI.....	K125908B	Kit, Snap Ring, JF011E 2007-Up .....	1.....	TBA
860.....	125601	Snap Ring, RE0F09A Holds The Steel Ball Pulley Guides In The Secondary Pulley .....	1.....	TBA
861.....	125602	Snap Ring, RE0F09A Holds The Steel Ball Pulley Guides In The Primary Pulley .....	1.....	TBA
872.....	125603	Snap Ring, RE0F09A Holds Bearing # 236 To The Primary Pulley Shaft (Hidden) .....	1.....	TBA
876.....	125604	Snap Ring, RE0F09A Holds Forward Clutch Pressure Plate In Drum 5.845" OD (Selective) .....	1.....	TBA
877.....	125605	Snap Ring, RE0F09A Holds Forward Clutch Spring Retainer In Drum (.039" Thick) .....	1.....	TBA
880.....	125606	Snap Ring, RE0F09A Holds Input Shaft To Forward Clutch Drum (.047" Thick)(1.062" OD) .....	1.....	TBA
889.....	125607	Snap Ring, RE0F09A Holds Ring Gear To Forward Drum (.070" Thick)(5.930" OD) .....	2.....	TBA
892.....	125608	Snap Ring, RE0F09A Holds Reverse Cl Press Plate In (Selective)(.094" Thick, 7.75" OD) .....	1.....	TBA
893.....	125609	Snap Ring, RE0F09A Holds Reverse Clutch Spring Retainer In (.070" Thick)(7 9/16" OD) .....	1.....	TBA
899.....	125610	Snap Ring, RE0F09A Holds Retainer In Front Secondary Pulley Half (.083" Thick)(6 5/16" OD) .....	1.....	TBA
<b>PISTONS, RETAINERS &amp; MISCELLANEOUS</b>				
964.....	125762	Piston, RE0F09A Forward Clutch (Aluminum) 2003-Up .....	1.....	TBA
964.....	125762B	Piston, JF011E Forward Clutch (Bonded) 2007-Up .....	1.....	TBA
966.....	125763	Piston, RE0F09A Reverse Clutch (Bonded) 2003-Up .....	1.....	TBA
966.....	125763B	Piston, JF011E Reverse Clutch (Bonded) 2007-Up .....	1.....	TBA
974.....	125872	Spring/Retainer, RE0F09A Forward Clu Return (1.286" Thick, 3.957" OD, 20 Springs) 2003-Up .....	1.....	TBA
974.....	125872B	Spring/Retainer, JF011E Forward Clu Return, 2007-Up .....	1.....	TBA
976.....	125873	Spring/Retainer, RE0F09A Reverse Clu Return (1.095" Thick, 7.062" OD) 2003-Up .....	1.....	TBA
976.....	125873B	Spring/Retainer, JF011E Reverse Clu Return, 2007-Up .....	1.....	TBA
984.....	125862	Piston Retainer, RE0F09A Forward Clutch Balance (Bonded) (2003-Up .....	1.....	TBA
984.....	125862B	Piston Retainer, JF011E Forward Clutch Balance (Bonded) 2007-Up .....	1.....	TBA
991.....	K125631	Assy Manual Lever, RE0F09A (# 991-1, 991-2, 991-3, 991-4, 991-5, 991-6, 991-8) 2003-Up .....	1.....	TBA
991.....	K125631B	Assy Manual Lever, JF011E (# 991-1, 991-2, 991-3, 991-4, 991-5, 991-6, 991-8) 2007-Up .....	1.....	TBA
994.....	125639	Park Rod Actuator, RE0F09A (1.470" Long) 2003-Up .....	1.....	TBA
994.....	125639B	Park Rod Actuator, JF011E, 2007-Up .....	1.....	TBA
995.....	K125632	Park Pawl Assembly, RE0F09A (Contains: # 995-1, 995-2, 995-3 & 991-6) 2003-Up .....	1.....	TBA
995.....	K125632B	Park Pawl Assembly, JF011E (Contains: # 995-1, 995-2, 995-3 & 991-6) 2007-Up .....	1.....	TBA
998.....	125480	Cooler, RE0F09A Transmission External (Steel) 2003-Up .....	1.....	TBA
998.....	125480A	Cooler, RE0F09A Transmission External (Aluminum) 2003-Up .....	1.....	TBA

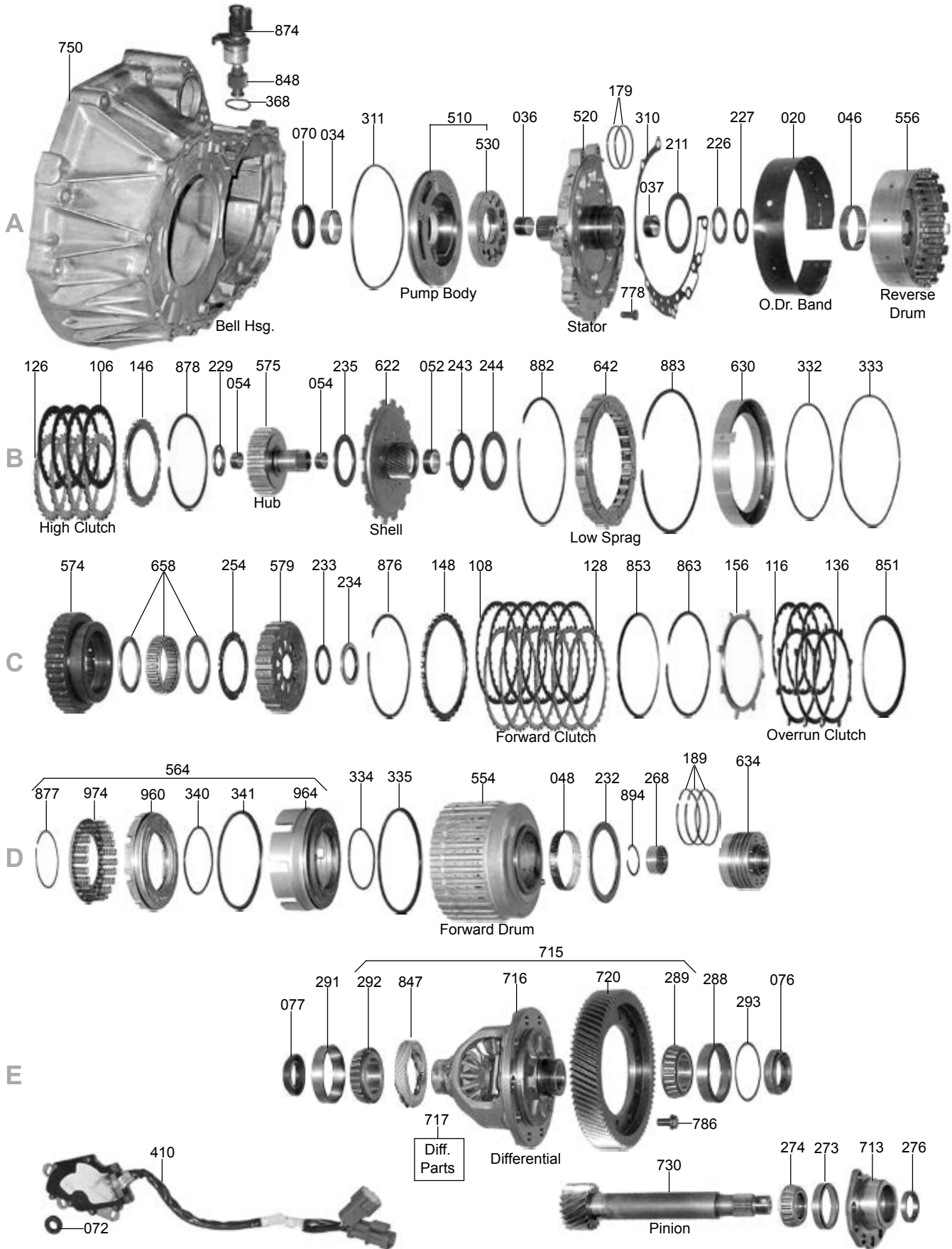
RE0F09A (JF010E), RE0F10A (JF011E)

ILL#	Part#		QTY	REF#
998.....	125480B.....	Cooler Housing, JF011E, (Uses 125711B Filter) 2007-Up .....	1 .....	TBA
999-1 ....	125637 .....	Oil Tube, RE0F09A Bolts To Rear Of Case (1-Bolt, 3.860" Long) 2003-Up .....	1 .....	TBA
999-6 ....	125638 .....	Oil Tube, RE0F09A On Bell Housing For Front Pinion Bearing Lube (Copper) 2003-Up.....	1 .....	TBA

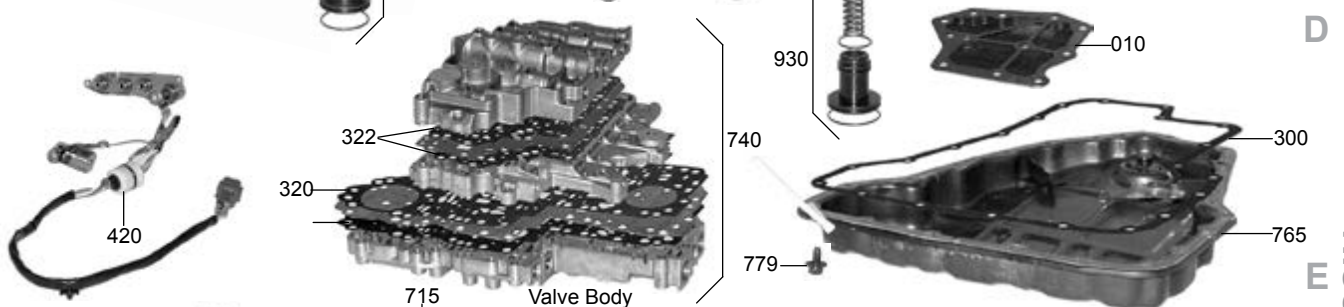

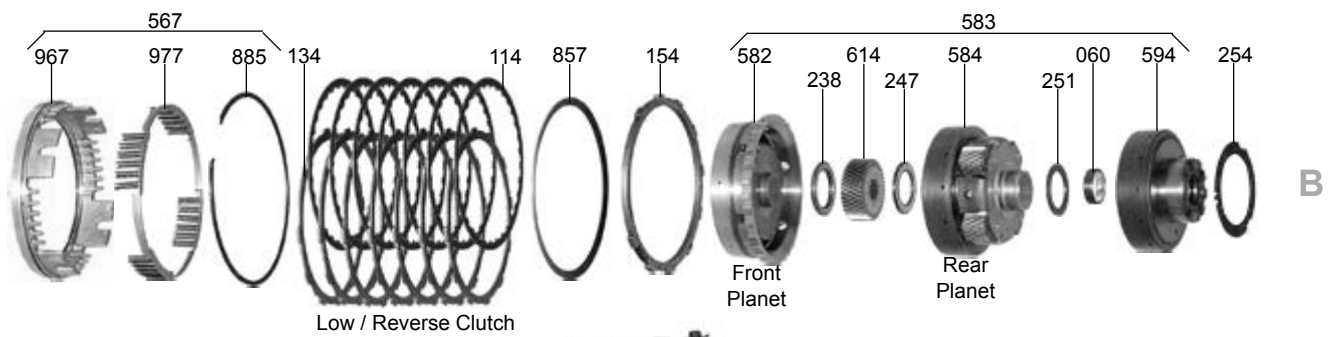
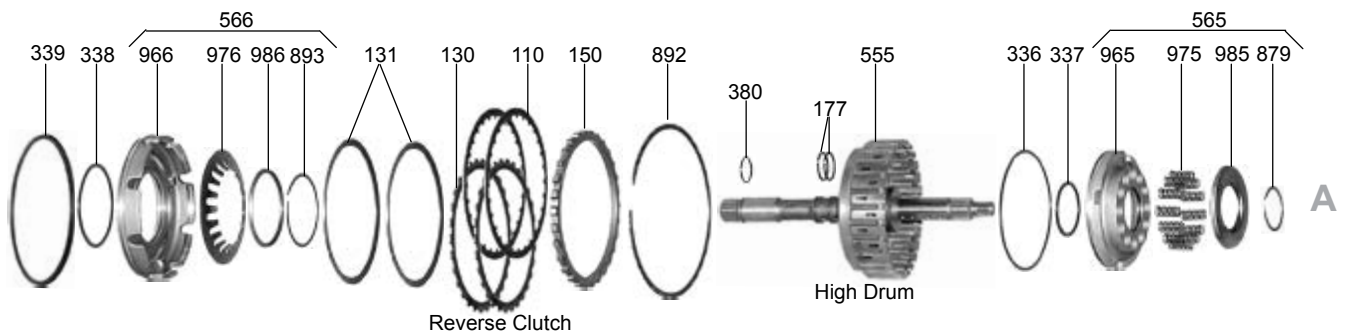


**RE0F09A (JF010E), RE0F10A (JF011E)****Notes**

## RE4F04A-B-V, 4F20E, JF403E, LJ4A-EL



## RE4F04A-B-V, 4F20E, JF403E, LJ4A-EL



## RL/RE4F03A, RE4F04A/V, 4F20E, JF403, LJ4A-EL, RE4F04B

ILL#	Part#		QTY	REF#
<b>OVERHAUL KITS &amp; PISTON KITS</b>				
NI.....	K99900	Overhaul Kit, RL4F03A/RE4F03A/RE4F03V (Sentra, Infinity G20) 1991-Up .....	1	N/A
NI.....	K99900D	Overhaul Kit, RE4F03A/B, W/ Pistons, 2007-Up .....	1	N/A
NI.....	K99900DX	Overhaul Kit, RE4F03A/B, W/Out Pistons, 2007-Up .....	1	N/A
NI.....	K64900	Overhaul Kit, JF403E / LJ4A-EL (Mazda, Geo, Isuzu) 1990-Up .....	1	N/A
NI.....	K63900	Overhaul Kit, RE4F04A/RE4F04V/4F20E (Altima, Maxima W/ DOHC, Quest, Villager, 92-Up .....	1	N/A
NI.....	K63900J	Overhaul Kit, RE4F04B, 2000-05 (W/ Pistons) Maxima 3.0L/3.5L 2003-05, Altima .....	1	N/A
		2003-05, Quest 2004-05, Sentra SE-R 2003-05, Infiniti I30 2000-02, I35-2002 .....		
NI.....	K63900JX	Overhaul Kit, RE4F04B, 2000-05 (W/O Pistons) Maxima 3.0L/3.5L 2003-05, Altima .....	1	N/A
		2003-05, Quest 2004-05, Sentra SE-R 2003-05, Infiniti I30 2000-02, I35-2002 .....		
NI.....	K63900J-99	Piston Kit, RE4F04B, 2000-05 (2-Pistons) 2000-Up .....	1	N/A
NI.....	K99900D-99	Piston Kit, RE4F03A/B, 2007-Up .....	1	N/A
<b>MASTER L/STEEL KITS</b>				
NI.....	DK9900S	Master L/Steels Kit, RL/RE4F03A/RE4F03V, Sentra/200SX 9/92-05 ("XE" Only 8/90-8/92) G20 1990-02 .....	1	N/A
NI.....	DK9900DS	Master L/Steels Kit, RE4F03A/B, W/ Pistons, 2007-Up .....	1	N/A
NI.....	DK9900DXS	Master L/Steels Kit, RE4F03A/B, W/Out Pistons, 2007-Up .....	1	N/A
NI.....	DK6400S	Master L/Steels Kit, JF403E (Mazda, Geo, Isuzu) 1990-Up .....	1	N/A
NI.....	DK6400AS	Master L/Steels Kit, LJ4A-EL (Millenia 2.3L Supercharged) 1995-Up .....	1	N/A
NI.....	DK6300S	Master L/Steels Kit, RE4F04A/RE4F04V/4F20E, (W/21T High Frictions) Mercury Villager .....	1	N/A
		1993-95, Altima 6/92-7/94, Quest 4/92-6/94, Maxima 7/91-2/94 W/DOHC .....		
NI.....	DK6300HS	Master L/Steels Kit, RE4F04A/RE4F04V/4F20E, (W/24T High Frict) Altima 2.4L 7/94 -03, .....	1	N/A
		Maxima W/ DOHC, 2/94-03, Quest 6/94-02, Mercury Villager 1995-02, Infiniti I30 3/95-99 .....		
NI.....	DK6300JS	Master L/Steels Kit, RE4F04B W/ Bonded Pistons, Maxima 3.0L/3.5L 2003-05, Altima .....	1	N/A
		2003-05, Quest 2004-05, Sentra SE-R 2003-05, Infiniti I30 2000-02, I35-2002 .....		
NI.....	DK6300JXS	Master L/Steels Kit, RE4F04B W/Out Bonded Pistons, Maxima 3.0L/3.5L 2003-05, Altima .....	1	N/A
		2003-05, Quest 2004-05, Sentra SE-R 2003-05, Infiniti I30 2000-02, I35-2002 .....		
<b>MASTER W/STEELS KITS</b>				
NI.....	DK9900	Master W/Steels Kit, RL/RE4F03A/RE4F03V, Sentra/200SX 9/92-05 ("XE" Only 8/90-8/92) G20 1990-02 .....	1	N/A
NI.....	DK9900DS	Master W/Steels Kit, RE4F03A/B, W/ Pistons, 2007-Up .....	1	N/A
NI.....	DK9900DXS	Master W/Steels Kit, RE4F03A/B, W/Out Pistons, 2007-Up .....	1	N/A
NI.....	DK6400	Master W/Steels Kit, JF403E (Mazda, Geo, Isuzu) 1990-Up .....	1	N/A
NI.....	DK6400A	Master W/Steels Kit, LJ4A-EL (Millenia 2.3L Supercharged) 1995-Up .....	1	N/A
NI.....	DK6300	Master W/Steels Kit, RE4F04A/RE4F04V/4F20E, (W/21T High Frict) Mercury Villager .....	1	N/A
		1993-95, Altima 6/92-7/94, Quest 4/92-6/94, Maxima 7/91-2/94 W/DOHC .....		
NI.....	DK6300H	Master W/Steels Kit, RE4F04A/RE4F04V/4F20E, (W/24T High Frict) Altima 2.4L 7/94 -03, .....	1	N/A
		Maxima W/ DOHC, 2/94-03, Quest 6/94-02, Villager 1995-02, Infiniti I30 3/95-99 .....		
NI.....	DK6300J	Master W/Steels Kit, RE4F04B W/ Bonded Pistons, Maxima 3.0L/3.5L 2003-05, Altima .....	1	N/A
		2003-05, Quest 2004-05, Sentra SE-R 2003-05, Infiniti I30 2000-02, I35-2002 .....		
NI.....	DK6300JX	Master W/Steels Kit, RE4F04B W/Out Bonded Pistons, Maxima 3.0L/3.5L 2003-05, Altima .....	1	N/A
		2003-05, Quest 2004-05, Sentra SE-R 2003-05, Infiniti I30 2000-02, I35-2002 .....		
<b>FILTERS</b>				
010.....	99710	Filter, RL/RE4F03A/V/B, 1990-Up .....	1	31728-31X01
010.....	64710	Filter, JF403E (Isuzu, Impulse, Stylus) 1990-94 .....	1	94385937
010.....	64710A	Filter, LJ4A-EL (Mazda, Millenia 2.3L) 1995-Up .....	1	FX01-19-815
010.....	63710	Filter, RE4F04A/RE4F04V/4F20E (Nissan & Mercury Villager) 1992-Up .....	1	31728-80X03
010.....	63710A	Filter, RE4F04A/4F20E (Ford, Infinity, Nissan) 1997-On .....	1	TBA
010.....	63711	Filter, RE4F04B (1 3/8" Pick-Up Tube) 2002-Up .....	1	31728-85X01
010.....	63711A	Filter, RE4F04B, Altima, 2005-Up .....	1	31728-85X0A
<b>BANDS</b>				
020.....	99700	Band, RL4F03A/RE4F03A/RE4F03V Overdrive W/Out Tab, 1991-99 .....	1	31630-31X01
020.....	99700A	Band, RL4F03A/RE4F03A/RE4F03V Overdrive W/ Tab, 2000-Up .....	1	31630-31X03
020.....	99700B	Seal, RE4F03A/B, 2007-Up .....	1	TBA
020.....	63700	Band, RE4F04A/4F20E/RE4F04B, Overdrive (1 5/8" Wide) .....	1	31630-80X02
020.....	64700	Band, JF403E/LJ4A-EL Overdrive (1 9/16" Wide) .....	1	94385793
<b>BUSHINGS</b>				
030.....	K99000	Bushing Kit, RL4F03A/RE4F03A/RE4F03V .....	1	TBA
030.....	K63000	Bushing Kit, RE4F04A/RE4F04V .....	1	TBA
034.....	99005	Bushing, RL4F03A/RE4F03A/B Pump Body .....	1	TBA
034.....	63005	Bushing, RE4F04A Pump Body .....	1	TBA
037.....	99003	Bushing, RL4F03A/RE4F03A Stator (Rear) .....	1	TBA
037.....	63003	Bushing, RE4F04A Stator (Rear) .....	1	TBA
046.....	63006	Bushing, RE4F04A Reverse Drum .....	1	TBA



## RL/RE4F03A, RE4F04A/V, 4F20E, JF403, LJ4A-EL, RE4F04B

ILL#	Part#		QTY	REF#
<b>METAL CLAD SEALS</b>				
070.....	64151	Seal, RL/RE4F03A/V/RE4F03B, Front 1990-Up.....	1	TBA
070.....	63150	Seal, RE4F04A/V/4F20E/RE4F04B Front 1992-Up.....	1	TBA
070.....	64151	Seal, JF403E / LJ4A-EL Front 1990-Up.....	1	TBA
072.....	78197	Seal, RL/RE4F03A/V/B / RE4F04A/V/B / 4F20E, Manual Lever 1990-Up.....	1	TBA
076.....	99152	Seal, RL/RE4F03A/V/RE4F03B Axle (Conv Hsg Side) (1.6L Sentra) 1990-Up.....	1-2	TBA
076.....	99154	Seal, RL/RE4F03A/V/RE4F03B Axle (Conv Hsg Side) (Exc 1.6L Sentra) 1990-Up.....	2	TBA
076.....	99154	Seal, RE4F03A/B Axle (Conv Hsg Side) 2007-Up.....	1	TBA
076.....	93152	Seal, RE4F04A/RE4F04V/4F20E Axle (Conv Hsg Side) 1991-Up.....	1	TBA
076.....	75152	Seal, JF403E Axle (Both Sides) 1990-Up.....	2	TBA
076.....	91152	Seal, LJ4A-EL Axle (Both Sides) 1994-Up.....	2	TBA
076.....	63153B	Seal, RE4F04B Axle (Conv Hsg Side) 2000-Up.....	1	TBA
077.....	99152	Seal, RL/RE4F03A/V/RE4F03B Axle (Diff Hsg Side) (Exc Non-Slip Diff) 1990-Up.....	1-2	TBA
077.....	99155	Seal, RL/RE4F03A/V/RE4F03B Axle (Diff Hsg Side) (W/ Non-Slip Diff) 1990-Up.....	1	TBA
077.....	125152A	Seal, RE4F03A/B Axle (Diff Hsg Side) 2007-Up.....	1	TBA
077.....	63152	Seal, RE4F04A/RE4F04V/4F20E Axle (Diff Hsg Side) (Exc Non-Slip Diff) 1991-Up.....	1	TBA
077.....	99154A	Seal, RE4F04A/RE4F04V/4F20E Axle (Diff Hsg Side) (W/ Non-Slip Diff) 1991-Up.....	1	TBA
077.....	63152B	Seal, RE4F04B Axle (Diff Hsg Side) 2000-Up.....	1	TBA
NI.....	63164B	Seal, RE4F04B Low/Rev Brake Tube 2000-Up.....	1	TBA
<b>FRICTIONS</b>				
106.....	99102A	Friction, RL4F03A / V High Clu (.079") 20T (4.190" OD) (.170" Teeth) 1.6L, 1991-Up.....	4	TBA
106.....	99102	Friction, RL4F03A/V High Clu (.063") 20T(4.190" OD) (.265" Teeth) Exc 1.6L 1991-Up.....	4	TBA
106.....	63100	Friction, RE4F04A/4F20E High Clutch (.063") 21 Teeth (4.400" OD) 1991-5/1994.....	4	TBA
106.....	63100A	Friction, RE4F04A/4F20E High Clutch (.063") 24 Teeth (4.400" OD) 6/1994-Up.....	4	TBA
106.....	64104	Friction, JF403E High Clutch (.063") 20 Teeth (4.400" OD).....	3-4	TBA
108.....	99104	Friction, RE4F03A/RE4F03V Forward Clutch (.071") 30 Teeth (4.970" OD) 1991-Up.....	5	TBA
108.....	64106	Friction, RE4F04A/4F20E/JF403E Forward Clutch (.063") 32 Teeth (5.416" OD).....	4-5	TBA
108.....	64106A	Friction, LJ4A-EL Forward Clutch (.055") 32 Teeth (Millenia) 1995-Up.....	6	TBA
110.....	99100	Friction, RL4F03A/RL4F03V Reverse Clutch (.077") 18 Teeth (5.140" OD) 1991-Up.....	2	TBA
110.....	64102	Friction, RE4F04A/4F20E/JF403E Reverse Clutch (.063") 28 Teeth (5.500" OD).....	2	TBA
110.....	64102A	Friction, RE4F04B Reverse Clutch (.063") 28 Teeth (5.800" OD) 2000-Up.....	2	TBA
114.....	99108	Friction, RL4F03A/RL4F03V Low/Reverse Clutch (.079", 30T, 5.895" OD) 1991-7/97.....	5	TBA
114.....	99108A	Friction, RE4F03A/RE4F03V Low Rev Clu (.077", 30T, 5.940" OD) 8/97-Up.....	5	TBA
114.....	64110	Friction, JF403E Low/Reverse Clutch (.063") 32 Teeth (6.500" OD) 1990-Up.....	6-7	TBA
114.....	63102	Friction, RE4F04A/4F20E Low/Reverse Clutch (.071") 32 Teeth (6.500" OD) 1990-Up.....	6-7	TBA
116.....	99106	Friction, RL4F03A/RL4F03V Overrun Clutch (.063") 18 Teeth (4.610" OD).....	3	TBA
116.....	64108	Friction, RE4F04A/4F20E/JF403E Overrun Clutch (.063") 20 Teeth (5.00" OD) 1990-Up.....	3	TBA
119.....	RK99F	Friction Module, RL4F03A/RE4F03A/RE4F03V 1990-Up.....	1	TBA
119.....	RK99DF	Friction Module, RE4F03A/B, 2007-Up.....	1	TBA
119.....	RK63F	Friction Module, RE4F04A/RE4F04V/4F20E (W/ 21T & 24T Hi Frictions) 1992-Up.....	1	TBA
119.....	K63HF	Friction Module, RE4F04A/RE4F04V/4F20E (W/ Only 24T Hi Frictions) 1994-Up.....	1	TBA
<b>STEELS</b>				
126.....	99103	Steel, RL4F03A/RL4F03V High Clutch (.079") 18 Teeth (3.420" ID) 1991-Up.....	5	TBA
126.....	99103A	Steel, RE4F03A High Clutch (.059") 18 Teeth (3.420" ID) 1993-Up.....	6	TBA
126.....	63101	Steel, RE4F04A/RE4F04V High Clutch (.059") 28 Teeth (3.615" ID) 1992-Up.....	6	TBA
126.....	63101A	Steel, RE4F04A/4F20E High Clutch (.079") 28 Teeth (3.615" ID) 1992-Up.....	1	TBA
126.....	64105	Steel, JF403E High Clutch (.087") 28 Teeth (3.700" ID) 1990-92 (Uses 1 In 1993-Up).....	5	TBA
126.....	64105A	Steel, JF403E High Clutch (.079") 28 Teeth (3.700" ID) 1993-Up.....	6	TBA
128.....	99105	Steel, RL4F03A/RL4F03V Forward Clutch (.079") 30 Teeth (4.525" ID) 1991-Up.....	5	TBA
128.....	64107	Steel, RE4F04A/4F20E/JF403E Forward Clutch (.071") 32T (4.930" ID) 1990-UP.....	5-6	TBA
128.....	64107A	Steel, LJ4A-EL Forward Clutch (.055") 32 Teeth (Millenia) 1995-Up.....	6	TBA
130.....	99101	Steel, RL4F03A/RL4F03V Reverse Clutch (.079") 30 Teeth (4.650" ID) 1991-Up.....	2	TBA
130.....	64101	Steel, RE4F04A/4F20E/JF403E/LJ4A-EL Rev Clu (.071") 30T (4.957" ID) 1990-Up.....	2	TBA
130.....	64101A	Steel, RE4F04B Reverse Clutch (.071") 32 Teeth (4.957" ID) 2000-Up.....	2	TBA
131.....	99114	Steel, RE4F03A/RE4F03V Reverse Clutch (Dished) 10 Teeth (4.650" ID) 1991-Up.....	2	TBA
134.....	99109	Steel, RL4F03A/RL4F03V Low/Rev Clu (.079") 10 Teeth (5.470" ID) 1991-Up.....	5	TBA
134.....	63103	Steel, RE4F04A/4F20E Low/Rev Clu (.071") 10 Narrow Teeth (5.910" ID) 1992-Up.....	6-8	TBA
134.....	64111	Steel, JF403E Low/Reverse Clutch (.071") 10 Wide Teeth (5.910" ID) 1990-Up.....	6	TBA
136.....	99107	Steel, RL4F03A/RL4F03V Overrun Clutch (.079") 6 Teeth (4.130" ID) 1991-Up.....	5	TBA
136.....	64109	Steel, RE4F04A/4F20E/JF403E Overrun Clutch (.063") 8 Teeth (4.500" ID) 1992-Up.....	3-5	TBA
<b>PRESSURE PLATES</b>				
146.....	99716	Pressure Plate, RL4F03A High (3.430" ID) (Selective .142"- .189").....	1	TBA
146.....	63134	Pressure Plate, RE4F04A/4F20E High, .122, Top, 1992-Up.....	1	31537-81X10
146.....	63134A	Pressure Plate, RE4F04A/4F20E High, .130, Top, 1992-Up.....	1	31537-81X11
146.....	63134B	Pressure Plate, RE4F04A/4F20E High, .138, Top, 1992-Up.....	1	31537-81X12

## RL/RE4F03A, RE4F04A/V, 4F20E, JF403, LJ4A-EL, RE4F04B

ILL#	Part#		QTY	REF#
146	63134C	Pressure Plate, RE4F04A/4F20E High, .146, Top, 1992-Up	1	31537-81X13
146	63134D	Pressure Plate, RE4F04A/4F20E High, .157, Top, 1992-Up	1	31537-81X14
148	99720	Pressure Plate, RL4F03A Forward (4.525" ID) (Selective .142"- .181")	1	TBA
148	63132	Pressure Plate, RE4F04A/4F20E/JF403E Forward (4.930" ID) (Selective .126"- .173")	1	TBA
150	99715	Pressure Plate, RL4F03A Reverse (4.660" ID) (Selective .173"- .189")	1	TBA
154	99717	Pressure Plate, RL4F03A Low/Reverse (5.475" ID) (Selective .142"- .181")	1	TBA
154	63130	Pressure Plate, RE4F04A/4F20E/JF403E Low/Rev (5.910" ID) (Selective .079"- .134")	1	TBA
155	63131	Pressure Plate, RE4F04A Low/Reverse (5.910" ID) (.354") Bottom	1	TBA
156	99717	Pressure Plate, RL4F03A Overrun (3 Lug) (Selective .142"- .173")	1	TBA
156	63133	Pressure Plate, RE4F04A/4F20E/JF403E Overrun (8 Lug) (Selective .118"- .150")	1	TBA

### VALVE BODY KITS

165	K99908	Shift Kit, RL4F03A (With TV Cable) (Sentra 1991-99) (NX 1992-93) (200SX 1995-98) (Infinity G20 1991-93)	1	SK® RL4F03A
165	K63908	Shift Kit, RE4F04A/4F20E (Maxima/Altima/Infiniti I30 1993-00 / Quest/Villager 1993-02)	1	SK® RE4F04A
165	K63908A	Shift Kit, RE4F04B (Maxima & Altima 2000-04) (Infinity I30 2000-04)	1	SK® RE4F04B
165	K99908A	Shift Kit, RE4F03A (Without TV Cables) (Sentra GXE 1993-99) (200SX 1995-98) (Infinity G20 1994-99)	1	SK® RE4F03A
165	K64908B	Shift Kit, LJ4A-EL/JF403E (Mazda Millenia "S" 2.3L Super Charged 1995-03) (Geo Storm 1990-Up) (Isuzu Impulse/Gemini 1990-Up)	1	SK® LJ4AEL
165	K99908B	Shift Kit, RE4F03B (Sentra 2000-04) (Infinity G20 2000-04)	1	SK® RE4F03B
171	RL4F03A-HD2	Reprogramming Kit, RL4F03A (With TV Cable) (Hot Rod/Street Show Off) (Sentra XE & SE 1991-99) (Sentra NX 1992-93)	1	RL4F03A-HD2
171	RE4F04A-HD2	Reprogramming Kit, RE4F04A/4F20E (Trick Valve/Hot Rod/Street Show Off) (Maxima/Altima 1992-99) (Quest 1992-02) (Mercury Villager 1992-02) (Infinity I30 95-99)	1	RE4F04A-HD2
171	RE4F03A-HD2	Reprogramming Kit, RE4F03A (Without TV Cable) (Trick Valve/Hot Rod/Street Show Off) (Sentra GXE 1993-99) (200SZ 1995-98) (Infinity G20 1994-99)	1	RE4F03A-HD2
171	LJ4AEL-HD2	Reprogramming Kit, LJ4A-EL/JF403E (Trick Valve/Hot Rod/Street Show Off) (Mazda Millenia "S" 1995-03) (Geo Storm 1990-Up) (Isuzu Impulse & Gemini 1990-Up)	1	LJ4AEL-HD2
171	RE4F03B-HD2	Reprogramming Kit, RE4F03B (Trick Valve/Hot Rod/Street Show Off) (Sentra 2000-04) (Infinity G20 2000-04)	1	RE4F03B-HD2
171	RE4F04B-HD2	Reprogramming Kit, RE4F04B (Trick Valve/Hot Rod/Street Show Off) (Maxima/Altima 2000-04) (Infinity I30 2000-04)	1	RE4F04B-HD2

### SEALING RINGS

175	K99901	Ring Kit, RL4F03A/RL4F03V/RE4F03A 1992-Up	1	TBA
175	K63300	Ring Kit, RE4F04A/4F20E 1992-Up	1	TBA
175	K64903	Ring Kit, JF403E 1990-Up	1	TBA
177	99305	Ring, RL4F03A/RL4F03V/RE4F03A Input Shaft (Metal) 1990-Up	2	TBA
177	63306	Ring, RE4F04A/4F20E Input Shaft (Metal) 1992-Up	3	TBA
179	99300	Ring, RL4F03A/RL4F03V/RE4F03A Stator Support (Reverse Clutch) (Metal) 1990-91	2	TBA
179	99300A	Ring, RL4F03A/RL4F03V/RE4F03A Stator Support (Reverse Clutch) (Teflon) 1990-91	2	TBA
179	63305	Ring, RE4F04A/4F20E Stator Support (Reverse Clutch) (Metal) 1992-Up	2	TBA
179	64300	Ring, JF403E Stator Support (Reverse Clutch) (Metal) 1990-Up	3	TBA
180	99302	Ring, RL4F03A/RL4F03V/RE4F03A Output Shaft (1.6L Engine) (Metal) 1990-Up	2	TBA
180	99304	Ring, RL4F03A/RL4F03V/RE4F03A Output Shaft (2.0L Engine) (Metal) 1990-Up	2	TBA
180	63308	Ring, RE4F04A/4F20E Output Shaft (Metal) 1992-Up	2	TBA
189	99303	Ring, RL4F03A/RL4F03V/RE4F03A Rear Support (Fwd & O-Run Clu) Metal, 1990-Up	3	TBA
189	63307	Ring, RE4F04A/4F20E Rear Support (Forward & Overrun Clutch) (Metal) 1992-Up	3	TBA

### WASHERS & BEARINGS

200	K99907B	Washer Kit, RL4F03A, (Selectives) Stator To Reverse Drum (6-Plastic)	1	TBA
211	99401A	Washer, RL4F03A Stator (2 13/16" OD) (*Specify Thickness .025" To .061") (Plastic)	1	TBA
211	63401A	Washer, RE4F04A/4F20E/JF403E Stator (3" OD) (*Specify Thick .031" To .073") (Plastic)	1	TBA
226	99441A	Race, RL4F03A Stator To High Drum (1 7/8" OD) (Selective .024"- .087")	1	TBA
226	63441A	Race, RE4F04A/4F20E/JF403E Stator (2" OD) (Selective .031"- .079")	1	TBA
227	99415A	Bearing W/Race, RL4F03A Stator To High Drum (1.845" OD)	1	TBA
227	63415A	Bearing W/Race, RE4F04A/4F20E/JF403E Stator (1.980" OD)	1	TBA
229	99416A	Bearing W/Race, RL4F03A High Drum To Hub (1.370" OD)	1	31407-31X11
229	63416A	Bearing W/Race, RE4F04A/4F20E/JF403E High Drum (1.640" OD)	1	TBA
232	99402A	Washer, RL4F03A Forward Drum To Rear Support	1	TBA
232	63417A	Bearing W/Race, RE4F04A/4F20E/JF403E Forward Drum To Case	1	TBA
233	99418A	Bearing W/Race, RL4F03A Overrun Hub To Rear Support	1	31407-31X12
233	63418A	Bearing W/Race, RL4F03A Overrun Hub To Rear Support	1	31407-31X07
233	64418A	Bearing W/Race, JF403E Overrun Hub To Rear Support	1	TBA
233	63418B	Bearing W/Race, RE4F04A/4F20E Overrun Hub To Rear Support	1	TBA
234	99419A	Race, RL4F03A Overrun Hub Bearing To Rear Support	1	TBA
234	64419A	Race, JF403E Overrun Hub Bearing To Rear Support	1	TBA

## RL/RE4F03A, RE4F04A/V, 4F20E, JF403, LJ4A-EL, RE4F04B

ILL#	Part#		QTY	REF#
235.....	99420A.....	Bearing W/Race, RL4F03A High Hub To Sun Shell (2.355" OD) .....	1.....	31407-31X01
235.....	63420A.....	Bearing W/Race, RE4F04A/4F20E/JF403E High Hub To Sun Shell (2.745" OD).....	1.....	TBA
236.....	99403A.....	Cup Washer, RL4F03A Sprag (2.810" OD) Bronze.....	1.....	TBA
236.....	63403A.....	Cup Washer, RE4F04A/4F20E/JF403E Sprag (3.030" OD) Bronze.....	1.....	TBA
238.....	99421A.....	Bearing W/Race, RL4F03A Front Planet To Rear Sun Gear (1.840" OD).....	1.....	31407-31X03
238.....	63421A.....	Bearing W/Race, RE4F04A/4F20E/JF403E Front Planet To Rear Sun Gear (2.00" OD) .....	1.....	TBA
243.....	63442A.....	Race, RE4F04A/4F20E/JF403E Shell To Front Planet (4 Tab) .....	1.....	TBA
244.....	99422A.....	Bearing W/Race, RL4F03A Sun Shell To Planet (2 5/16" OD) .....	1.....	31407-31X02
244.....	63422A.....	Bearing W/Race, RL4F03V Sunshell To Planet (2.746" OD) .....	1.....	TBA
247.....	99423A.....	Bearing W/Race, RL4F03A Rear Sun Gear To Rear Planet (1.675" OD).....	1.....	31407-31X04
247.....	64423A.....	Bearing W/Race, JF403E (Stays In Planet) .....	1.....	TBA
247.....	63423A.....	Bearing W/Race, RE4F04A/4F20E Sun Gear To Planet (1.882" OD).....	1.....	TBA
251.....	99424A.....	Bearing W/Race, RL4F03A Rear Planet To Rear Ring Gear (1.877" OD).....	1.....	31407-31X05
251.....	99424B.....	Bearing W/Race, RL4F03V Rear Planet To Rear Ring Gear (1.955" OD) .....	1.....	TBA
254.....	99404A.....	Washer, RL4F03A Rear Ring Gear To Sprag (3 Tab) (2.335" ID).....	1.....	31508-31X07
254.....	63404A.....	Washer, RE4F04A/4F20E/JF403E Rear Ring Gear To Sprag (3 Tab) (2.530" ID) .....	1.....	TBA
267.....	99443A.....	Cup Race, RL4F03A Output Shaft To Rear Support .....	1.....	TBA
268.....	99425A.....	Tapered Bearing, RL4F03A Output Shaft To Rear Support.....	1.....	TBA
268.....	63425A.....	Caged Needle Bearing, RL4F03V Output Shaft To Rear Support.....	1.....	TBA
268.....	63425B.....	Caged Needle Bearing, RL4F04A/JF403E/4F20E Output Shaft To Rear Support.....	1.....	TBA
269.....	99444A.....	Spacer, RL4F03A Output Shaft To Drive Gear .....	1.....	TBA
270.....	99426A.....	Bearing W/Race, RL4F03V Support To Drive Gear (2.350" OD) .....	1.....	TBA
270.....	64426A.....	Bearing W/Race, JF403E Support To Gear (3.410" OD) (.112") .....	1.....	TBA
270.....	63426A.....	Bearing W/Race, RE4F04A/4F20E Support To Gear (3.410" OD) (.135") .....	1.....	TBA
272.....	63445A.....	Shim, RE4F04A/4F20E Drive Gear Bearing To Case .....	1.....	TBA
276.....	99445A.....	Shim, RL4F03A Driven Transfer Gear.....	1.....	TBA
276.....	63446A.....	Shim, RE4F04A/4F20E Driven Transfer Gear.....	1.....	TBA
<b>GASKETS &amp; RUBBER COMPONENTS</b>				
300.....	99500.....	Gasket, RL4F03A/RL4F03V Bottom Pan 1990-Up .....	1.....	31397-21X26
300.....	99500D.....	Gasket, RE4F03B, Bottom Pan 2007-Up.....	1.....	TBA
300.....	63500.....	Gasket, RE4F04A/RE4F04V Bottom Pan 1992-Up .....	1.....	TBA
300.....	64500.....	Gasket, JF403E Bottom Pan 1990-Up .....	1.....	TBA
300.....	64500B.....	Gasket, LJ4A-EL Bottom Pan (22 Bolt) (2.3L Millenia) 1995-Up.....	1.....	TBA
304.....	99501.....	Gasket, RL4F03A Side Cover 1990-Up.....	1.....	31398-31X02
310.....	63510.....	Gasket, Front Pump RE4F04A/B (Metal) 1992-Up .....	1.....	31366-80X00
311.....	99510.....	O-Ring, RL4F03A Front Pump 1990-Up.....	1.....	31526-31X02
311.....	123516A.....	O-Ring, RL4F04A/B, LJ4A-EL, JF403, Front Pump, 1990-Up .....	1.....	31526-80X00
345.....	99512.....	O-Ring, RL4F03A Governor Cover 1990-Up.....	1.....	31526-31X10
368.....	99513.....	O-Ring, RL4F03A Speed-O Sleeve 1990-Up .....	1.....	32710-M8000
371.....	83583.....	O-Ring, RL4F03A Filler Tube 1990-Up .....	1.....	31804-M7500
373.....	83585.....	O-Ring, RL4F03A T.V. Cable 1990-Up .....	1.....	31052-01X00
379.....	99511.....	O-Ring, RL4F03A Filter 1990-Up .....	1.....	31729-21X01
<b>TECHNICAL MANUALS</b>				
400.....	TMRL4F03A.....	Technical Manual, RL4F03A/RE4F03A .....	1.....	TBA
400.....	TMRE4F04A.....	Technical Manual, RE4F04A.....	1.....	RE4F04A
400.....	TMJF403E.....	Technical Manual, JF403E (GEO Storm, Prism) .....	1.....	83-J403ETM
400.....	TM4F20E.....	Technical Manual, 4F20E (Ford Villager) .....	1.....	4F20E
<b>ELECTRICAL COMPONENTS</b>				
410.....	99991A.....	Neutral Switch, RL4F03A (With 4 Prong Connector).....	1.....	TBA
410.....	64991A.....	Neutral Switch, JF403E (W/ Wire Harn That Has 2-Conn's-1-8-Prong & 1-2-Prong).....	1.....	TBA
410.....	63991A.....	Neutral Sw, RE4F04A/4F20E (W/ Wire Harn That Has 2-Conn's-1-7-Prong & 1-2-Prong).....	1.....	TBA
410.....	63991B.....	Neutral Sw, RE4F04A / RE4F04B (No Wire Harn 9-Prong Connector) 1993-Up.....	1.....	31918-3AX01
420.....	64954.....	Solenoid Assembly, JF403E, 1990-Up .....	1.....	94385935
420.....	64954A.....	Solenoid Assembly, LJ4A-EL, 1995-Up.....	1.....	FX01-21-1D1A
420.....	K99950.....	Solenoid Assy, RL4F03A, L/Up & 3-4 Shift (2-Sol, 20" Harness) 1.6L 1991-94, 2.0L 1991-92 .....	1.....	31940-31X01
420.....	K99950AA.....	Solenoid Assy, RL4F03A, L/Up & 3-4 Shift (2-Sol, No Harness) 1.6L 1995-98.....	1.....	31940-31X03
420.....	K99950A.....	Solenoid Assy, RE4F03A, (5-Solenoids, 20" Harness) 2.0L 1993-98.....	1.....	31940-33X02
420.....	K99950B.....	Solenoid Assy, RE4F03A, (5-Solenoids, No Harness) 1.8L & 2.0L 1999-Up .....	1.....	31940-3AX03
420.....	63954.....	Solenoid Assy, RE4F04A/V/4F20E, (5 Solenoids, 18" Harness) 1992-Up .....	1.....	31940-80X25
420.....	63954A.....	Solenoid Assy, RE4F04A/V/4F20E/RE4F04B (5 Solenoids, No Harness) 4/99-Up.....	1.....	31940-85X04
436.....	99958.....	Speed Sensor, RE4F03A.....	1.....	TBA
436.....	64999.....	Speed Sensor, JF403E (2 Prong).....	1.....	TBA
436.....	63955.....	Speed Sensor, RE4F04A/4F20E (3 Prong).....	1.....	TBA
<b>PUMPS &amp; PUMP COMPONENTS</b>				

## RL/RE4F03A, RE4F04A/V, 4F20E, JF403, LJ4A-EL, RE4F04B

ILL#	Part#		QTY	REF#
500.....	99912.....	Pump Complete, RL4F03A (11 Teeth On Inner Gear) Aluminum Stator (6 Bolts To Body) .....	1 .....	TBA
500.....	64912.....	Pump Complete, JF403E (9T On Inner Gear) Cast Iron Stator (8 Bolts To Body) (Stator..... Shaft Is 2 1/4" Long From Flat Surface To End Of Shaft) (.850" ID Front Bushing) .....	1 .....	TBA
500.....	64912A.....	Pump Complete, JF403E (9T On Inner Gear) Cast Iron Stator (8 Bolts To Body) (Stator..... Shaft Is 2 3/4" Long From Flat Surface To End Of Shaft) (.925" ID Front Bushing) .....	1 .....	TBA
500.....	63912.....	Pump Complete, RE4F04A/4F20E (11T On Inner Gear) Aluminum Stator (8 Bolts To Body).....	1 .....	TBA
510.....	99916.....	Pump Body W/Gears, RL4F03A (11 Teeth On Inner Gear) 6 Bolt.....	1 .....	TBA
510.....	64916.....	Pump Body W/Gears, JF403E (9 Teeth On Inner Gear) 8 Bolt (Outer Gear Is 4.125" OD) .....	1 .....	TBA
510.....	64916A.....	Pump Body W/Gears, JF403E (9 Teeth On Inner Gear) 8 Bolt (Outer Gear Is 3.570" OD) .....	1 .....	TBA
510.....	63916.....	Pump Body W/Gears, RE4F04A/4F20E (11 Teeth On Inner Gear) 8 Bolt.....	1 .....	TBA
520.....	99910.....	Stator, RL4F03A Pump Cover (Aluminum) 6 Bolts To Body .....	1 .....	TBA
520.....	64915.....	Stator, JF403E Pump Cover (Cast Iron) (Shaft Is 2 1/4" Long From Surface To End .....	1 .....	TBA
		Of Shaft) (.850" ID Front Bushing).....		
520.....	64915A.....	Stator, JF403E Pump Cover (Cast Iron) (Shaft Is 2 3/4" Long From Surface To End .....	1 .....	TBA
		Of Shaft) (.925" ID Front Bushing).....		
520.....	63915.....	Stator, RE4F04A/4F20E Pump Cover (Aluminum) 8 Bolts To Body.....	1 .....	TBA

### DRUMS & CLUTCH HUBS

554.....	99890.....	Drum, RL4F03A Forward (30 Teeth Forward Steels) (5 Forward & 3 Overrun Frictions).....	1 .....	TBA
554.....	64815.....	Drum, JF403E Forward (32 Teeth Forward Steels) (4 Forward & 3 Overrun Frictions) .....	1 .....	TBA
554.....	63890.....	Drum, RE4F04A/4F20E Forward (32 Teeth Steels) (4-5 Forward & 3 Overrun Frictions).....	1 .....	TBA
555.....	99938.....	Drum, RL4F03A High With Shaft (18 Teeth Steels) Converter Splines Are 16mm Long.....	1 .....	TBA
555.....	99938A.....	Drum, RL3F03A high With Shaft (18 Teeth Steels) Converter Splines Are 20mm Long .....	1 .....	TBA
555.....	64844.....	Drum, JF403E High With Shaft (28T Steels) Shaft Is 5 3/8" From Drum To Converter End .....	1 .....	TBA
555.....	63836.....	Drum, RE4F04A/4F20E High With Shaft (28 Teeth Steels) (Shaft Is 5 5/8" From Drum To .....	1 .....	TBA
		Converter End) (Drum Is 1 7/8" Thick Front To Back) .....		
555.....	63836A.....	Drum, RE4F04A/4F20E High With Shaft (28 Teeth Steels) (Shaft Is 5 5/8" From Drum To .....	1 .....	TBA
		Converter End)(Drum Is 1 11/16" Thick Front To Back).....		
555.....	63836B.....	Drum, RE4F04A/4F20E High With Shaft (28 Teeth Steels) (Shaft Is 5 7/8" From Drum To .....	1 .....	TBA
		Converter End)(Drum Is 1 11/16" Thick Front To Back).....		
556.....	99928.....	Drum, RL4F03A Reverse (2 Clutch) 8 Drive Lugs (1 3/8" Band Surface) .....	1 .....	TBA
556.....	64716.....	Drum, JF403E Reverse (2 Clutch) 30 Drive Lugs (1 9/16" Band Surface).....	1 .....	TBA
556.....	63831.....	Drum, RE4F04A/4F20E Reverse (2 Clutch) 16 Drive Lugs (1 5/8" Band Surface).....	1 .....	TBA
574.....	99741.....	Clutch Hub, RL4F03A Forward Clutch (With .685" Thick Outer Race) 2.810" ID .....	1 .....	TBA
574.....	99741A.....	Clutch Hub, RL4F03A Forward Clutch (With .755" Thick Outer Race) 2.810" OD .....	1 .....	TBA
574.....	64741.....	Clutch Hub, JF403E Forward Clutch (With .725" Thick Outer Race) 3.032" ID .....	1 .....	TBA
574.....	63741.....	Clutch Hub, RE4F04A/4F20E Fwd Clu (W/ .847" Thk Outer Race)(3.032" ID) 1.646" Tall .....	1 .....	TBA
574.....	63741A.....	Clutch Hub, RE4F04A/4F20E Fwd Clu (W/ .847" Thick Outer Race)(3.032" ID) 1.871" Tall .....	1 .....	TBA
575.....	99742.....	Clutch Hub, RL4F03A High Clutch (20 Teeth) 3 3/8" OD (.170" Wide Teeth On Frictions).....	1 .....	TBA
575.....	99742A.....	Clutch Hub, RL4F03A High Clutch (20 Teeth) 3 3/8" OD (.265" Wide Teeth On Frictions).....	1 .....	TBA
575.....	64742.....	Clutch Hub, JF403E High Clutch (20 Teeth) 3 5/8" OD .....	1 .....	TBA
575.....	63875A.....	Clutch Hub, RE4F04A High Clutch (24 Teeth) 3 1/2" OD .....	1 .....	TBA
575.....	63875.....	Clutch Hub, 4F20E High Clutch (21 Teeth) 3 1/2" OD .....	1 .....	TBA
579.....	99743.....	Clutch Hub, RL4F03A Overrun, 18 Lug, W/ 5 Humps For Bearing .....	1 .....	TBA
579.....	99743A.....	Clutch Hub, RL4F03A Overrun 18 Lug, No Hump, Uses 1 Piece Bearing #233 .....	1 .....	TBA
579.....	64755.....	Clutch Hub, RE4F04A/4F20E/JF403E Overrun (20 Lug).....	1 .....	TBA

### PLANETS, RING GEARS, SUN GEARS & SUPPORTS

582.....	99897.....	Planet, RL4F03A Front (29 Teeth Sun Gear) .....	1 .....	TBA
582.....	63731.....	Planet, RE4F04A/4F20E/JF403E Front (33 Teeth Sun Gear) .....	1 .....	TBA
583.....	K99897.....	Planet Kit, RL4F03A (With 36 Teeth Sun Gear) (Bushing #052 Left Out For Added .....	1 .....	TBA
		Lube Per ATRA)(From #582 To #594 Also #622) .....		
583.....	K63731.....	Planet Kit, RE4F04A/4F20E (4-Gear Rear Planet & 3-Gear Front Planet) .....	1 .....	TBA
583.....	K63731A.....	Planet Kit, RE4F04B (5-Gear Rear Planet & 4-Gear Front Planet) .....	1 .....	TBA
583.....	K63731B.....	Planet Kit, RE4F04B (4-Gear Rear Planet & 4-Gear Front Planet) .....	1 .....	TBA
583.....	K64731.....	Planet Kit, JF403E (With 37 Teeth Sun Gear) (Bushing #052 Left Out For Added .....	1 .....	TBA
		Lube Per ATRA) (From #582 To #594 Also #622) .....		
584.....	99874.....	Planet, RL4F03A Rear With Ring Gear (36 Teeth Sun Gear) .....	1 .....	TBA
584.....	64747.....	Planet, JF403E Rear With Ring Gear (37 Teeth Sun Gear) .....	1 .....	TBA
584.....	63747.....	Planet, Rear, RE4F04A/4F20E (4-Pinion) 1992-06.....	1 .....	TBA
584.....	63747A.....	Planet, Rear, RE4F04A/B (5-Pinion) 2003-07 .....	1 .....	TBA
594.....	99880.....	Ring Gear, RL4F03A Rear (2.155" OD) .840" Tall Sprag Race .....	1 .....	TBA
594.....	99880A.....	Ring Gear, RL4F03A Rear (2.155" OD) .905" Tall Sprag Race .....	1 .....	TBA
594.....	64746.....	Ring Gear, JF403E Rear (2.375" OD) .870" Tall Sprag Race.....	1 .....	TBA
594.....	63846.....	Ring Gear, RE4F04A/4F20E Rear (For 4-Pinion Planet) 1992-06 .....	1 .....	TBA
594.....	63846.....	Ring Gear, RE4F04B Rear (For 5-Pinion Planet) 2003-07 .....	1 .....	TBA
614.....	99895.....	Sun Gear, RL4F03A Rear (36 Teeth) .....	1 .....	TBA
614.....	64748.....	Sun Gear, JF403E Rear (37 Teeth) .....	1 .....	TBA



## RL/RE4F03A, RE4F04A/V, 4F20E, JF403, LJ4A-EL, RE4F04B

ILL#	Part#		QTY	REF#
614.....	63848	Sun Gear, RE4F04A/4F20E Rear 42 Teeth).....	1.....	TBA
622.....	99856	Shell, RL4F03A Sun Gear (29 Teeth) 8 Drive Lugs.....	1.....	TBA
622.....	64856	Shell, JF403E Sun Gear (33 Teeth) 30 Drive Lugs.....	1.....	TBA
622.....	63856	Shell, RE4F04A/4F20E Sun Gear (33 Teeth) 16 Drive Lugs.....	1.....	TBA
630.....	64732	Housing, JF403E Low/Reverse Piston.....	1.....	TBA
630.....	63854A	Housing, RE4F04A/4F20E Low/Reverse Piston, 1993-97.....	1.....	TBA
630.....	63854B	Housing, RE4F04A/4F20E Low/Reverse Piston, 1998-Up.....	1.....	TBA
634.....	99756	Support, RL4F03A Rear (Tapered Bearing Type #268) 5 Bolt.....	1.....	TBA
634.....	99756A	Support, RL4F03A Rear (Caged Needle Bearing Type #268) 5 Bolt.....	1.....	TBA
634.....	64756	Support, JF403E Rear (Caged Needle Brg Type #268) 6 Bolt (23 Needles In Bearing).....	1.....	TBA
634.....	63756	Support, RE4F04A/4F20E Rear (Caged Brg Type # 268) 6 Bolt (Brg Has 17 Needles).....	1.....	TBA
<b>SPRAGS &amp; ONE WAY CLUTCHES</b>				
642.....	99945	Sprag Assembly, RL4F03A Low With Outer Race (15 Rollers) .605" Overall Thickness.....	1.....	31473-31X00
642.....	99945A	Sprag Assembly, RL4F03A Low With Outer Race (19 Rollers).....	1.....	31473-31X03
642.....	63727	Sprag Assembly, RE4F04A/4F20E/JF403E Low With Outer Race (18 Roller).....	1.....	TBA
658.....	99946	Sprag, RL4F03A Forward (24 Lug) .387" Wide Lugs.....	1.....	31484-31X00
658.....	99946A	Sprag, RL4F03A Forward (24 Lug) .465" Wide Lugs.....	1.....	31484-31X01
658.....	64724	Sprag, JF403E Forward (27 Lug) .410" Wide Lugs.....	1.....	TBA
658.....	63725	Sprag, RE4F04A/4F20E Forward (27 Lug) .530" Wide Lugs.....	1.....	31484-80X00
<b>SHAFTS &amp; GOVERNORS</b>				
678.....	99858	Output Shaft With Bearing, RL4F03A (less Drive Gears).....	1.....	TBA
680.....	99615	Governor, RL4F03A Assembly (16 Teeth).....	1.....	TBA
684.....	99411	Governor Gear, RL4F03A (16 Teeth).....	1.....	TBA
686.....	99324A	Cover, RL4F03A Governor (Tin).....	1.....	TBA
688.....	99621	Spacer, RL4F03A Under Governor Cover Snap Ring.....	1.....	TBA
<b>DIFFERENTIALS &amp; COMPONENTS</b>				
710.....	99810	Gear, RL4F03A Drive Transfer (52 Teeth) With Bearing Less Output Shaft.....	1.....	TBA
710.....	99810A	Gear, RL4F03A Drive Transfer (52 Teeth) With Bearing & Output Shaft.....	1.....	TBA
710.....	64785	Gear, JF403E Drive Transfer (59 Teeth) With Bearing & Output Shaft.....	1.....	TBA
710.....	63810	Gear, RE4F04A/4F20E Drive (46 Teeth) With Bearing & Output Shaft.....	1.....	TBA
712.....	99809	Gear, RL4F03A Driven Transfer (55 Teeth) With Bearing.....	1.....	TBA
712.....	64809	Gear, JF403E Driven Transfer (53 Teeth) With Bearing.....	1.....	TBA
712.....	63809	Gear, RE4F04A/4F20E Driven Transfer (45 Teeth) With Bearing.....	1.....	TBA
713.....	99641	Retainer, RL4F03A (Pinion Bearing) 4 Bolt Cast Iron.....	1.....	TBA
713.....	64641	Retainer, JF403E (Pinion Bearing) 8 Bolt Cast Iron.....	1.....	TBA
713.....	63641	Retainer, RE4F04A/4F20E (Pinion Bearing) 8 Bolt Cast Iron.....	1.....	TBA
715.....	99899B	Differential, RL4F03A (76 Teeth) 3 Groove (Tapered Bearings) 41 Teeth Speed-O.....	1.....	TBA
715.....	99899	Differential, RL4F03A (76 Teeth) 3 Groove (With Ball Bearings) 41 Teeth Speed-O.....	1.....	TBA
715.....	99899C	Differential, RL4F03A (76 Teeth) 1 Groove (With Ball Bearings) 41 Teeth Speed-O.....	1.....	TBA
715.....	99899D	Differential, RL4F03A (76 Teeth) No Groove (Tapered Bearings) 41 Teeth Speed-O.....	1.....	TBA
715.....	99899A	Differential, RL4F03A (77 Teeth) 1 Groove (W/ Tapered Bearings) 41 Teeth Speed-O.....	1.....	TBA
715.....	99899E	Differential, RE4F03V/RE4F04V (77 Teeth) 1 Groove (With viscous) 14 Bolt Ring Gear.....	1.....	TBA
		(21 Rollers On Bearing On Housing Side / 40 Rollers On Ring Gear Side).....		
715.....	99899F	Differential, RL4F03A (74 Teeth) No Groove (With Ball Bearings) 41 Teeth Speed-O.....	1.....	TBA
715.....	64899	Differential, JF403E (76 Teeth) 2 Groove (With Tapered Bearings) 35 Teeth Speed-O.....	1.....	TBA
715.....	99899V	Differential, RE4F03V/ RE4F04V (76 Teeth) 3 Groove (With Viscous) 14 Bolt Ring Gear.....	1.....	TBA
		(21 Rollers On Bearing On Housing Side) 40 Rollers On Ring Gear Side.....		
715.....	63899	Differential, RE4F03V/RE4F04V (74 Teeth) 1 Groove (With Viscous) 16 Bolt Ring Gear.....	1.....	TBA
715.....	63899A	Differential, RE4F04A (74 Teeth) No Groove (With Tapered Bearings) 41 Teeth Speed-O.....	1.....	TBA
715.....	63899B	Differential, 4F20E (75 Teeth) 1 Groove (With Tapered Bearings) 41 Teeth Speed-O.....	1.....	TBA
715.....	99899G	Differential, RL4F03A (66 Teeth) 2 Groove (With Tapered Bearings) 41 Teeth Speed-O.....	1.....	TBA
715.....	99899H	Differential, RL4F03A (66 Teeth) 3 Grooves (With Ball Bearings) 41 Teeth Speed-O.....	1.....	TBA
715.....	99899J	Differential, RL4F03A (67 Teeth) 2 Grooves (With Tapered Bearings) 41 Teeth Speed-O.....	1.....	TBA
715.....	99899K	Differential, 4F20E (72 Teeth) No Groove (With Tapered Bearings) 25 Teeth Speed-O.....	1.....	TBA
730.....	99953	Pinion, RL4F03A (21 Teeth) 3 Groove (With 17 Teeth Governor Drive Gear).....	1.....	TBA
730.....	99953A	Pinion, RL4F03A (20 Teeth) 3 Groove (With 17 Teeth Governor Drive Gear).....	1.....	TBA
730.....	64953	Pinion, JF403E (17 Teeth) No Groove.....	1.....	TBA
730.....	63953	Pinion, RE4F04A (20 Teeth) No Groove.....	1.....	TBA
730.....	63953A	Pinion, RE4F04A (20 Teeth) 3 Groove (12 Teeth Electric Pick-Up).....	1.....	TBA
730.....	63953B	Pinion, 4F20E (19 Teeth) 1 Groove.....	1.....	TBA
<b>VALVE BODIES (DACCO VB#)</b>				
740.....	NS-6711	Valve Body, RL4F03A, Sentra, 1990-Up.....	1.....	TBA
740.....	NS-6704	Valve Body, RL4F03A, Sentra, 1993-94 & 1998.....	1.....	TBA
740.....	NS-6703	Valve Body, RE4F03A, 200SX, 1995-98.....	1.....	TBA

## RL/RE4F03A, RE4F04A/V, 4F20E, JF403, LJ4A-EL, RE4F04B

ILL#	Part#		QTY	REF#
740.....	NS-6705.....	Valve Body, RE4F04A/4F20E, 1st Design Conn(Harness Made Into Conn) 1992-00.....	1.....	TBA
740.....	NS-6706.....	Valve Body, RE4F04A/4F20E, 2nd Design Conn(Harness Unplugs From Conn) 2000-Up.....	1.....	TBA
<b>VALVE BODIES</b>				
740.....	99940.....	Valve Body, RL4F03A (2 Solenoid) With 11" Wire Harness.....	1.....	38440-M3000
740.....	99940A.....	Valve Body, RL4F03A (2 Solenoid) With 31" Wire Harness.....	1.....	TBA
740.....	64940.....	Valve Body, JF403E (5 Solenoid On 1 Corner) With 19" Wire Harness.....	1.....	TBA
740.....	64940A.....	Valve Body, JF403E (5 Solenoids On 1 Corner) With 34" Wire Harness.....	1.....	TBA
740.....	63941.....	Valve Body, RE4F04A/4F20E (5 Sol, 1 On Opposite End) 7-Wire Harn Made Into Conn.....	1.....	TBA
740.....	63941A.....	V Body, RE4F04A/4F20E (5 Sol, 1 On Opposite End) 7-Wire Harn Unplugs From Conn.....	1.....	TBA
<b>VALVE BODY COMPONENTS</b>				
741.....	63940-02K.....	Valve Kit, RE4F04A/4F20E 1-2 Accumulator Shift (Valve, O-Ringed End Plug & 2 Springs)..... (Must Use 63940-BST)(Does Not Fit 2000-Up Maxima Or Any 2002-Up).....	1.....	63940-02K
741.....	63940-BST.....	Bore Sizing Tool, For 63940-02K (Sonnax).....	1.....	63940-BST
741.....	63940-03K.....	Valve Kit, RE4F04A/4F20E Accumulator Shift (Valve, O-Ring & Spring) (Sonnax).....	1.....	63940-03K
NI.....	63940-01K.....	Valve Kit, RE4F04A/4F20E, Oversized Pressure Regulator (Valve, Large Washer, 2-Small Washers, 12-Torlon Checkballs) Must Use 63940-TL Bore Sizing Tool.....	1.....	63940-01K
741.....	63940-TL.....	Bore Sizing Tool, For 63940-01K (Sonnax).....	1.....	63940-TL
<b>HOUSINGS, CASES &amp; PANS</b>				
750.....	99701.....	Bell Housing, RL4F03A (Cast # MC2).....	1.....	TBA
750.....	99701A.....	Bell Housing, RL4F03A (Cast # MCV) Top Bolts 4 3/8".....	1.....	TBA
750.....	99701B.....	Bell Housing, RL4F03A (Cast # CB2) Top Bolts 6".....	1.....	TBA
750.....	64701.....	Bell Housing, JF403E (Top Bolts Are 5").....	1.....	TBA
750.....	63703.....	Bell Housing, RE4F04A (Cast # ZY-TA) Top Bolts 4 1/2".....	1.....	TBA
750.....	63703A.....	Bell Housing, RE4F04A (Cast # ZY-ZV) Top Bolts 3".....	1.....	TBA
750.....	63703B.....	Bell Housing, 4F20E (Cast # ZY-VG #1) Top Bolts Are 4 3/8" (Has No Crank Sensor).....	1.....	TBA
750.....	63703C.....	Bell Hsg, 4F20E (Cast # ZY-VG #2 or #3) Top Bolts Are 4 3/8" (W/ Crank Sens At 2:00).....	1.....	TBA
759.....	99704.....	Rear Cover, RL4F03A (Tin).....	1.....	TBA
759.....	99704A.....	Rear Cover, RL4F03A (Aluminum) Cast # AY2 #2-A.....	1.....	TBA
759.....	64704.....	Rear Cover, JF403E (Aluminum) Cast # AK #1.....	1.....	TBA
759.....	64704A.....	Rear Cover, JF403E (Aluminum) Cast # 214056.....	1.....	TBA
759.....	63704.....	Rear Cover, RE4F04A/4F20E (Aluminum) Cast # ZY #1-A (Also Cast # ZY #7).....	1.....	TBA
759.....	63704A.....	Rear Cover, RE4F04A/4F20E (Aluminum) Cast # ZY #2-A.....	1.....	TBA
760.....	99702.....	Case, RL4F03A (Cast # AY-1 #2) Takes A Tin Rear Cover.....	1.....	TBA
760.....	99702A.....	Case, RL4F03A (Cast # AY-1 #4) Takes A Tin Rear Cover.....	1.....	TBA
760.....	99702B.....	Case, RL4F03A (Cast # AY-1 #9) Takes A Tin Rear Cover.....	1.....	TBA
760.....	99702C.....	Case, RL4F03A (Cast # AY-2 #5) Takes An Aluminum Rear Cover.....	1.....	TBA
760.....	64926.....	Case, JF403E (Takes Aluminum Rear Cover) Shift Lever On Top.....	1.....	TBA
760.....	63701.....	Case, RE4F04A (Uses Alum Rear Cover) 2 Bolt Holes For Low/Rev Clu Apply Tube.....	1.....	TBA
760.....	63701C.....	Case, 4F20E (Uses Alum Rear Cov) 3 Holes(Uses 2) For Low/Rev Cl Apply Tube.....	1.....	TBA
765.....	99802.....	Pan, Bottom, RL4F03A/RE4F03A.....	1.....	TBA
765.....	64728A.....	Pan, JF403E Bottom (21 Bolt Holes) 1990-95.....	1.....	TBA
765.....	64728.....	Pan, JF403E Bottom (22 Bolt Holes) 1995-Up.....	1.....	TBA
765.....	63801.....	Pan, Bottom, RE4F04A/4F20E, Early Shallow, 1.980" Deep At One End, 1994-E97.....	1.....	TBA
765.....	63802.....	Pan, Bottom, RE4F04A/4F20E, Pan Is 1.550" Deep At Center, L1997-02.....	1.....	TBA
765.....	63802A.....	Pan, Bottom, RE4F04B, 2.385" Deep At Center, 2000-Up.....	1.....	TBA
796.....	99081.....	Nut, RL4F03A Holds Driven Gear To Pinion.....	1.....	TBA
796.....	64081.....	Nut, JF403E Holds Driven Gear To Pinion.....	1.....	TBA
796.....	63081.....	Nut, RE4F04A/4F20E holds Driven Gar To Pinion.....	1.....	TBA
847.....	99228.....	Gear, RL4F03A Speed-O Drive (41 Teeth) 5/8" Thick.....	1.....	32701-31X00
847.....	99228A.....	Gear, RL4F03A Speed-O Drive (41 Teeth) 1/2" Thick.....	1.....	32701-80X00
851.....	99131.....	Steel, RL4F03A Dished Overrun Clutch (3 Lug).....	1.....	TBA
851.....	99131A.....	Steel, RE4F04A/4F20E/JF403E Dished Overrun (No Lugs).....	1.....	TBA
853.....	99141.....	Cushion Spring, RL4F03A Forward Clutch (5" OD).....	1.....	TBA
853.....	63141.....	Cushion Spring, RE4F04A/4F20E/JF403E Forward (5 1/2" OD).....	1.....	TBA
857.....	99142.....	Cushion Spring, RL4F03A Low/Reverse Clutch (4 Lug) (5.500" ID).....	1.....	TBA
857.....	99142A.....	Cushion Spring, RL4F03A Low/Reverse Clutch (5 Lug) (5.965" ID).....	1.....	TBA
857.....	63142.....	Cushion Spring, RE4F04A/4F20E/JF403E Low/Reverse Clutch (No Lug) (5.965" ID).....	1.....	TBA
<b>SERVOs, ACCUMULATORS, PISTONS &amp; MISCELLANEOUS</b>				
900.....	K99560.....	Servo Assembly, RL4F03A (2.505" OD Piston).....	1.....	TBA
900.....	K99560A.....	Servo Assembly, RL4F03A (2.425" OD Piston).....	1.....	TBA
900.....	K64560.....	Servo Assembly, JF403E (2.505" OD Piston) 3.390" OD Cover.....	1.....	TBA
900.....	K63560.....	Servo Assembly, RE4F04A (2.510" OD Piston) With Bolt On Cover.....	1.....	TBA
900.....	K63560A.....	Servo Assembly, RE4F04A (2.665" OD Piston) With Bolt On Cover.....	1.....	TBA
900.....	K63560B.....	Servo Assembly, 4F20E (2.585" OD Piston) With Bolt On Cover.....	1.....	TBA

## RL/RE4F03A, RE4F04A/V, 4F20E, JF403, LJ4A-EL, RE4F04B

ILL#	Part#		QTY	REF#
901.....	99622	Spring, RL4F03A Servo.....	1.....	TBA
901.....	64622	Spring, JF403E Servo.....	1.....	TBA
901.....	63622	Spring, RE4F04A Servo.....	1.....	TBA
901.....	63622A	Spring, 4F20E Servo.....	1.....	TBA
902.....	99623	Sleeve, RL4F03A Servo.....	1.....	TBA
902.....	64623	Sleeve, JF403E Servo.....	1.....	TBA
902.....	63623	Sleeve, RE4F04A Servo.....	1.....	TBA
902.....	63623A	Sleeve, 4F20E Servo.....	1.....	TBA
903.....	99560	Piston, RL4F03A Servo (2.505" OD).....	1.....	TBA
903.....	99560A	Piston, RL4F03A Servo (2.425" OD).....	1.....	TBA
903.....	64560	Piston, JF403E Servo (2.505" OD).....	1.....	TBA
903.....	63560	Piston, RE4F04A Servo (2.510" OD).....	1.....	TBA
903.....	63560A	Piston, RE4F04A Servo (2.665" OD).....	1.....	TBA
903.....	63560B	Piston, 4F20E Servo (2.585" OD).....	1.....	TBA
904.....	99624	Cover, RL4F03A Servo (2.505" OD Piston).....	1.....	TBA
904.....	99624A	Cover, RL4F03A Servo (2.425" OD Piston).....	1.....	TBA
904.....	64624	Cover, JF403E Servo.....	1.....	TBA
904.....	63624	Cover, RE4F04A Servo.....	1.....	TBA
904.....	63624A	Cover, 4F20E Servo.....	1.....	TBA
930.....	K99998	3rd Accumulator Assembly, RL4F03A (Plastic Piston).....	1.....	TBA
930.....	K64998	3rd Accumulator Assembly, JF403E (Plastic Piston).....	1.....	TBA
930.....	K63998	3rd Accumulator Assembly, RE4F04A/4F20E (Plastic Piston).....	1.....	TBA
950.....	K99998A	Neutral Drive Accumulator Assembly, RL4F03A (Plastic Piston).....	1.....	TBA
950.....	K64998A	Neutral Drive Accumulator Assembly, JF403E (Aluminum Piston).....	1.....	TBA
950.....	K63998A	Neutral Drive Accumulator Assembly, RE4F04A/4F20E (Plastic Piston).....	1.....	TBA
960.....	99761	Piston, RL4F03A Overrun Clutch.....	1.....	TBA
960.....	63761	Piston, RL4F04A/JF403E/4F20E Overrun Clutch.....	1.....	TBA
960.....	K63900J-99	Piston Kit, RE4F04B (Maxima 1/2003-05) (2-Bonded Pistons).....	1.....	TBA
964.....	99762	Piston, RL4F03A Forward Clutch.....	1.....	TBA
964.....	63762	Piston, RL4F04A/JF403E/4F20E Forward Clutch.....	1.....	TBA
965.....	99763	Piston, RL4F03A High Clutch.....	1.....	TBA
965.....	63763	Piston, RL4F04A/JF403E/4F20E High Clutch.....	1.....	TBA
965.....	63763J	Piston, RL4F04B, High Clutch (Bonded) 2000-Up.....	1.....	31544-89X01
NI.....	63863J	Piston, RL4F04B, High Clutch Balance/Cancel Force (Bonded) 2000-Up.....	1.....	31577-89X02
966.....	99764	Piston, RL4F03A Reverse Clutch.....	1.....	TBA
966.....	64723	Piston, RL4F04A/JF403E/4F20E Reverse Clutch.....	1.....	TBA
967.....	99765	Piston, RL4F03A Low/Reverse Clutch.....	1.....	TBA
967.....	63765	Piston, RL4F04A/JF403E/4F20E Low/Reverse Clutch.....	1.....	TBA
974.....	99872	Retainer, RL4F03A Forward Clutch Return Spring.....	1.....	TBA
974.....	63872	Retainer, RL4F04A/JF403E/4F20E Forward Clutch Return Spring.....	1.....	TBA
975.....	99873	Spring, RL4F03A High Clutch Return.....	10.....	TBA
975.....	63873	Spring, RL4F04A/JF403E/4F20E High Clutch Return.....	10.....	TBA
976.....	66875	Springs W/Retainer, RL4F03A Reverse Clutch Return.....	1.....	TBA
976.....	64782	Spring, RL4F04A/JF403E/4F20E Reverse Clutch Return.....	1.....	TBA
977.....	63850A	Springs W/ Retainer, RL4F04A/RE4F04A Low/Rev Clutch Return Spring, 1994-97.....	1.....	TBA
977.....	63850B	Springs W/ Retainer, RL4F04A/RE4F04A Low/Rev Clutch Return Spring, 1998-Up.....	1.....	TBA
985.....	99873	Retainer, RL4F03A High Clutch Return Spring.....	1.....	TBA
985.....	63873	Retainer, RL4F04A/JF403E/4F20E High Clutch Return Spring.....	1.....	TBA
986.....	64817	Retainer, RL4F04A/JF403E/4F20E Reverse Clutch Return Spring.....	1.....	TBA
995.....	K99625	Park Pawl Assembly, RL4F03A.....	1.....	TBA
995.....	K64625	Park Pawl Assembly, JF403E.....	1.....	TBA
995.....	K63625	Park Pawl Assembly, RE4F04A/4F20E.....	1.....	TBA
999.....	99626	Oil Tube Assembly, RL4F03A.....	1.....	TBA
999.....	64626	Oil Tube Assembly, JF403E.....	1.....	TBA
999.....	63626	Oil Tube Assembly, RE4F04A/4F20E.....	1.....	TBA