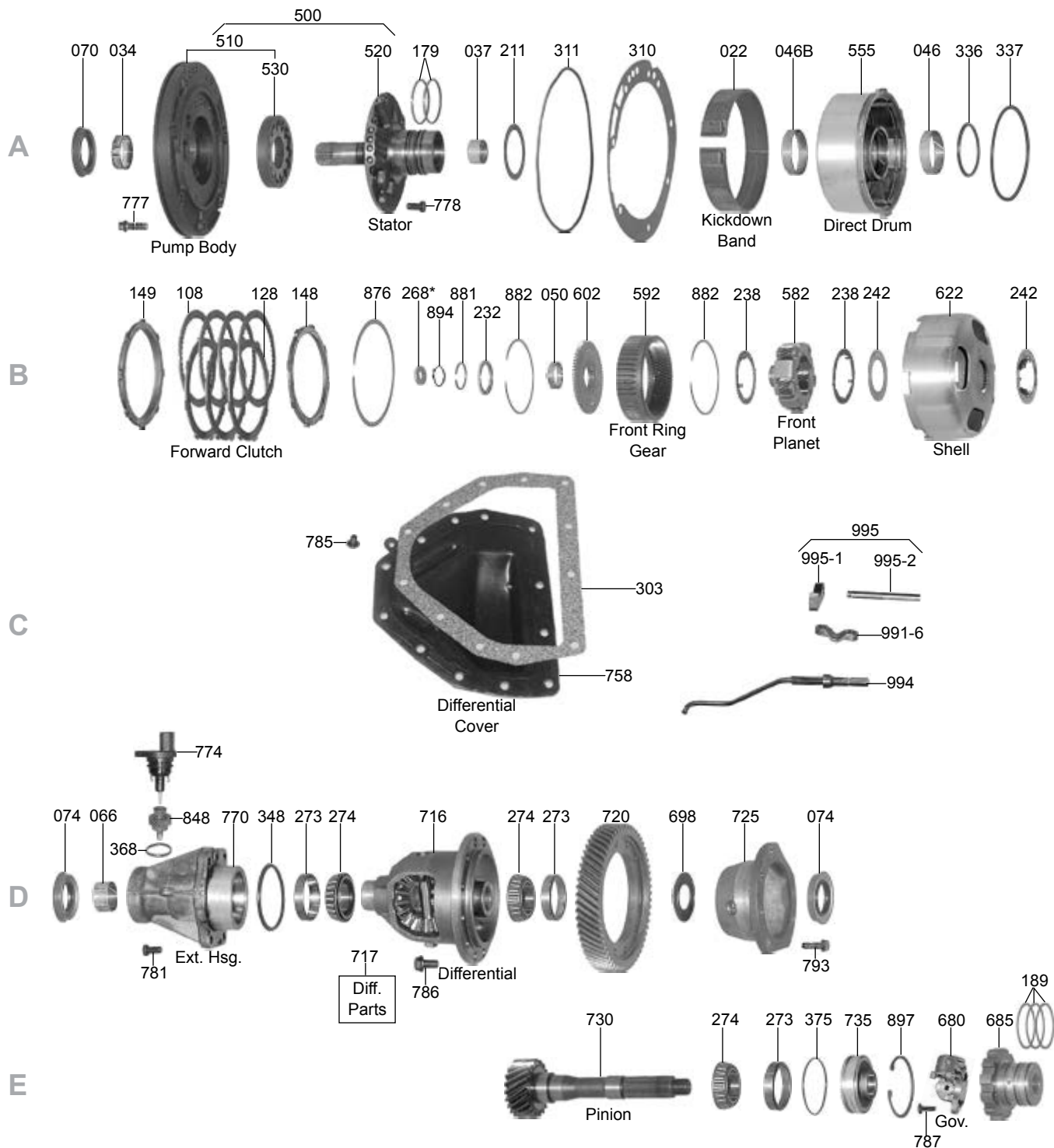
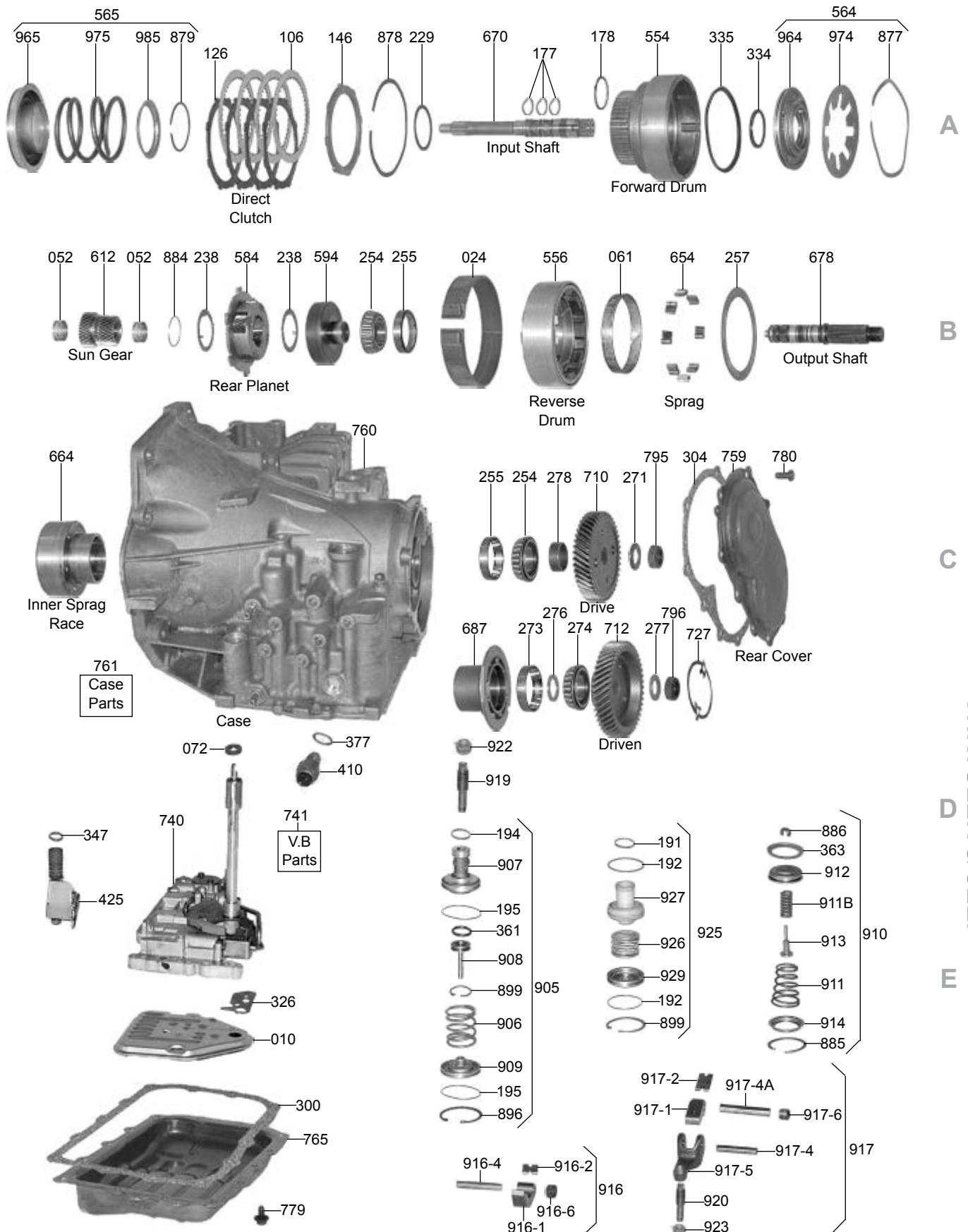


A404, A413, A470, A670





CHRYSLER & JEEP

A404, A413, A470, A670

ILL#	Part#		QTY	REF#
OVERHAUL KITS				
NI.....	K32900.....	Overhaul Kit, A404 1978-80	1	N/A
NI.....	K32900A.....	Overhaul Kit, A413/470/670 1981-Up.....	1	N/A
NI.....	K32900C.....	Overhaul Kit, A404/A413/470/670, Combo, 1978-Up.....	1	N/A
MASTER L/STEEL KITS				
NI.....	DK3200S.....	Master L/Steels, A404 1978-80	1	N/A
NI.....	DK3200AS.....	Master L/Steels, A413/470/670 1981-Up.....	1	N/A
MASTER W/STEELS KITS				
NI.....	DK3200.....	Master W/Steels, A404 1978-80	1	N/A
NI.....	DK3200A.....	Master W/Steels, A413/470/670 1981-Up	1	N/A
FILTERS				
010.....	32776.....	Filter, A404/413 (Felt) 1978-82.....	1	5212145
010.....	32776A.....	Filter, A404/413/470/670 (1/2 Plastic & 1/2 Metal) 1981-Up.....	1	4269649
011.....	FK32776.....	Filter Kit, A404/413 (Felt) 1978-82.....	1	TBA
011.....	FK32776A.....	Filter Kit, A413/470/670 (Plastic) 1983-Up	1	TBA
MISCELLANEOUS FILTERS				
014.....	32778.....	Screen, A404/413/470/670 (Bolts Under Governor) Thimble Type, Flat 3 Bolt	1	5205839
014.....	32713.....	Screen, A404/413/470/670 (Bolts Under Governor), Bronze Screen, Flat 3 Bolt.....	1	TBA
015.....	32777.....	Filter, A413/470/670 Regulator Screen (Inside Valve Body).....	1	3878313
BANDS				
022.....	32700.....	Band, A404/413/470/670 Kickdown (Semi- Flex).....	1	5212312
022.....	32700A.....	Band, A670 Kickdown (Semi-Flex).....	1	TBA
024.....	32710.....	Band, A404/413/470/670 Reverse.....	1	5205765
BUSHINGS				
030.....	K32001.....	Bushing Kit, A404/413/470/670, 1978-Up	1	TBA
034.....	12502.....	Bushing, A404/413/470/670 Pump Body (Babbitt)	1	TBA
034.....	12502A.....	Bushing, A404/413/470/670 Pump Body (Bronze).....	1	TBA
034.....	12502-01.....	Bushing, Pump Body (Tighter Tolerances Than OEM) (Sonnax)	1	12502-01
037.....	12503B.....	Bushing, A404/413/470 Stator.....	1	4058635
046.....	32014.....	Bushing, A404/413/470/670 Direct Drum (Rear)	1	5222406
046.....	32010.....	Bushing, A404/413/470/670 Direct Drum (Front) (Large).....	1	5222405
050.....	32030.....	Bushing, A404/413/470/670 Front Ring Gear Hub	1	5205728
052.....	32033.....	Bushing, A404/413/470/670 Sun Gear.....	2	5205735
061.....	32040.....	Bushing, A404/413/470/670 Rear Band Drum	1	5222137
066.....	32060.....	Bushing, A404/413/470/670 Extension Housing	1	5212223
METAL CLAD SEALS				
070.....	12575.....	Seal, A404/413/470/670 Front (Without Flange)	1	4269057
070.....	12575.....	Seal, A404/413/470/670 Front (With Flange)	1	TBA
072.....	22574.....	Seal, A404/413/470/670 Manual Shaft (1/4" Thick) 1966-Up.....	1	3878447
074.....	32366.....	Seal, A404/413/470/670 (Both Axles).....	2	5205591
074.....	32367.....	Seal, A404/413/470/670 (Both Axles) W/ "Floating Lip"	2	TBA
074.....	32366A.....	Seal, A413/470/670 Axle AWD (Goes In Transfer Case Adapter)	1	4486042
075.....	32365.....	Seal, A404/413 Pinion Shaft.....	1	5222015
NI.....	32125LRB.....	Axle Stabilizer, A404/413/470/670, W/ Seal Both Sides (Teckpak)	2	32125LRB
NI.....	32125S.....	Seal, A404/413/470/670 For 32125LRB Axle Stabilizer (Teckpak).....	1	330749
FRICTIONS				
106.....	32761.....	Friction, A404/413/470/670 Direct Clutch (.083") (Waffle) 1978-Up.....	2-4	5205675
108.....	32760.....	Friction, A404 Forward Clutch (.071)(47 Teeth) 1978-80	2	5222185
108.....	32762.....	Friction, A413/470/670 Forward Clutch (.071") (49 Teeth) 1981-Up.....	2-4	5224084
119.....	K32F.....	Friction Module, A404 1978-80.....	1	TBA
119.....	K32AF.....	Friction Module, A413/470/670 1981-UP.....	1	TBA
119.....	K32-1.....	Friction Module, A413/470/670 1981-Up (Stage 1)	1	TBA
STEELS				
126.....	32751.....	Steel, A404 Forward & Direct Clutch (.065") (4 1/8" ID) 1978-80	4	5205677
126.....	32752.....	Steel, A413/470/670 Direct Clutch (.101") (4 1/8" ID) 1981-Up.....	3-4	4207208
128.....	32753.....	Steel, A413/470/670 Forward Clutch (.068") (4 1/4" ID) 1981-Up.....	2-3	5224073
139.....	K32S.....	Steel Module, A404 1978-80	1	TBA
139.....	K32AS.....	Steel Module, A413/470/670 1981-Up.....	1	TBA
PRESSURE PLATES				

A404, A413, A470, A670

ILL#	Part#		QTY	REF#
146.....	32564	Pressure Plate, A404 Forward & Direct 1978-80.....	2.....	5205684
146.....	32556A	Pressure Plate, A413/470/670 Direct Clutch (.186") 1981-Up.....	1.....	TBA
146.....	32566	Pressure Plate, A413/470/670 Direct Clutch (.207") 1981-Up.....	1.....	4207209
148.....	32566A	Pressure Plate, A413/470/670 Forward Clutch (.197") 1981-Up.....	1.....	TBA
148.....	32567	Pressure Plate, A413/470/670 Forward Clutch (.263") 1981-Up.....	1.....	4269619
149.....	32568	Reaction Plate, A404 Forward Clutch (Beveled) (4 1/4" ID) 1981-Up.....	1.....	5205704
149.....	32565	Reaction Plate, A404 Forward Clutch (Beveled) (4 1/8" ID) 1978-81.....	1.....	4269618
VALVE BODY KITS				
165.....	K32908S	Valve Body Kit, A404/A413/A470/A670 (3 Stages) (Superior).....	1.....	K404-670
165.....	K32908	Valve Body Kit, A470/A670 Lock-Up (With Dirt Diaper Fixes) Transgo.....	1.....	SK-670
SEALING RINGS				
175.....	K32200	Ring Kit, A404 (Metal) 1978-80.....	1.....	TBA
175.....	K32200T	Ring Kit, A404 (Teflon) 1978-81.....	1.....	TBA
175.....	K32200B	Ring Kit, A413/470/670 (15-Ring 6-M, 9-T) 1981-Up.....	1.....	TBA
175.....	K32200C	Ring Kit, A404/A413/470/670, Combo, (18-Ring, 15-M, 3-T) 1978-Up.....	1.....	TBA
175.....	K32200BT	Ring Kit, A413/470/670 (15-Ring 15-T) 1981-Up.....	1.....	TBA
177.....	12853L	Ring, A404/413 Input Shaft (1.062" OD) (Metal) 1978-85.....	1-2.....	1401221
177.....	12853N	Ring, A404/413 Input Shaft (1.062" OD) (Teflon) 1978-86.....	1-2.....	4269592
177.....	32247	Ring, A413/470/670 Input Shaft (.940" OD) (Metal) 1986-Up.....	2-3.....	4377047
177.....	32247T	Ring, A413/470/670 Input Shaft (.940" OD) (Teflon) 1986-Up.....	2-3.....	TBA
178.....	32270	Ring, A404/413/470/670 Forward Clutch Drum (1.750" OD) (Metal).....	1.....	5205697
178.....	32270T	Ring, A404/413/470/670 Forward Clutch Drum (1.750" OD) (Teflon).....	1.....	TBA
179.....	32210	Ring, A404/413/470/670 Stator Support (2.180" OD) (Metal).....	2.....	5212305
189.....	32260	Ring, A404/413/470/670 Governor Support (2.122" OD) (Metal).....	3.....	5212092
189.....	32260T	Ring, A404/413/470/670 Governor Support (2.122" OD) (Teflon).....	3.....	4269954
191.....	12853L	Ring, A404/413/470/670 Accumulator (Small).....	1.....	TBA
192.....	12770	Ring, A404/413/470/670 Accumulator (Large) 2.000" OD (Metal) 1978-Up.....	2.....	1315158
192.....	12770T	Ring, A404/413/470/670 Accumulator (Large) 2.000" OD (Teflon) 1978-Up.....	2.....	TBA
194.....	12851	Ring, A413/470/670 Kickdown Servo (Small) 1.000" OD (Metal) 1981-Up.....	1.....	3410374
194.....	12851T	Ring, A413/470/670 Kickdown Servo (Small) 1.000" OD (Teflon) 1981-Up.....	1.....	TBA
194.....	2716A	Ring, A404/413 Kickdown Servo Piston (Small) 1.250" OD (Metal) 1978-80.....	1.....	1672287
195.....	32289	Ring, A404/413/470/670 Kickdown Servo (Large) 1.898" OD (Metal) 1978-80.....	1-2.....	5212049
195.....	2936B	Ring, A404/413/470/670 Kickdown Servo (Large) 2.125" OD (Metal) 1981-Up.....	1.....	1636470
195.....	2936T	Ring, A404/413/470/670 Kickdown Servo (Large) 2.125" OD (Teflon) 1981-Up.....	1.....	3743014
WASHERS & BEARINGS				
200.....	K32907	Washer Kit, A404/413/470/670 (Combo) (13-Washers 10-M, 3-P) 1978-Up.....	1.....	TBA
200.....	K32907A	Washer Kit, A404/413/470/670 1981-Up.....	1.....	TBA
211.....	32600	Washer, A404/413/470/670 Stator To Direct Drum (Fiber).....	1.....	TBA
229.....	32620	Washer, A404/413/470/670 Forward Drum To Direct Drum (Fiber).....	1.....	TBA
232.....	32630	Washer, A404/413/470/670 Forward Drum To Hub.....	1.....	TBA
238.....	32631	Washer, A404 Front and Rear Planet (4 Tab) 1978-80.....	4.....	TBA
238.....	32631A	Washer, A413/470/670 Front Planet (4 Tab) 1981-Up.....	4.....	TBA
238.....	32613B	Washer, A470/670 Front Planet (5 Tab) 1996-Up.....	1.....	4659163
242.....	32636	Race, A404 Sun Shell 1978-80 (W/29 Inner Teeth).....	1.....	5205737
242.....	32636A	Race, A413/470/670 Sun Shell (W/3 Inner Teeth) 1981-Up.....	1.....	5224236
254.....	K32976A	Brg & Race Kit, A404/413/470/670 Rear Ring Gr To Case & Drive Gr To Case, 1978-Up.....	2.....	TBA
254.....	32976	Cone Bearing, A404/413/470/670 Rear Ring Gr To Case & Drive Gr To Case.....	2.....	5224300
255.....	32975	Cup Race, A404/413/470/670 Rear Ring Gear To Case & Drive Gear To Case.....	2.....	TBA
257.....	32635	Washer, A404/413/470/670 Rear Band Drum To Case (Fiber).....	1.....	5205772
268.....	32623	Washer, A404/413/470/670 Input Shaft To Output Shaft (.079").....	1.....	TBA
268.....	32623A	Washer, A404/413/470/670 Input Shaft To Output Shaft (.085").....	1.....	TBA
268.....	32623B	Washer, A404/413/470/670 Input Shaft To Output Shaft (.093").....	1.....	TBA
271.....	32609	Washer, A404/413/470/670 Under Output Shaft Nut (Also Fits Pinion Shaft Nut).....	1-2.....	5222010
273.....	32978	Cup Race, Differential/Pinion/Driven Transfer Gear.....	4.....	4567022
274.....	32977	Bearing, Differential/Pinion/Both Transfer Gears (22 Rollers)(1.497" ID).....	4.....	4567025
274.....	K32978	Brg & Race Kit, Diff/Pinion/Both Transfer Gears (Both Diff Exc Below) 1978-Up.....	4.....	4269688
274.....	K32978A	Brg & Race Kit, Differential, Driver Side, Larger ID, 1996-Up.....	1.....	TBA
274.....	32977A	Bearing, A404/413/470/670 Differential (19 Roller) (1.625" ID).....	1.....	TBA
275.....	32125LRB	Support Bearing W/Seal, A404/413/470/670 Axle Stabilizer (Teckpak).....	1.....	TBA
276.....	32539AA	Spacer, A404/413/470/670 Under Driven Transfer Gear.....	1.....	TBA
276.....	32839	Shim Kit, A404/413/470/670 (Use W/32539AA) (.005") (10 Per Kit) Sonnax.....	1.....	32539-Z5
277.....	32609	Washer, A404/413/470/670 Under Pinion Shaft Nut.....	1.....	TBA
278.....	35539	Spacer, A404 Rear Planet Ring Gear To Drive Gear (.037") 1978-80.....	1.....	4207166
278.....	35539-Z5	Shim Kit, A404/413/470/670 (Use W/32278) (.005") (10 Per Kit) Sonnax.....	1.....	35539-Z5
278.....	39539	Spacer, A413/470/670 Rear Planet Ring Gear To Drive Transfer Gear (.498") 1981-Up.....	1.....	4207162

A404, A413, A470, A670

ILL#	Part#		QTY	REF#
290.....	32541-Z5.....	Shim, A404/413/470/670 Differential Bearing Race Shim (.005") Sonnax (5 Per Kit)	1	39539-Z5
GASKETS & RUBBER COMPONENTS				
300.....	32170	Gasket, A404/413/470/670 Bottom Pan 1978-Up (Cork)	1	5224052
303.....	32165	Gasket, A404/413/470/670 Differential Cover 1978-up (Cork)	1	5212276
304.....	32169	Gasket, A404/413/470/670 Transfer Gear Cover (Cork)	1	5222142
304.....	32169F	Gasket, A404/413/470/670 Transfer Gear Cover (Farpak)	1	5222142
310.....	32100	Gasket, A404, 413/470/670 Pump.....	1	5212306
311.....	32102	O-Ring, A404, 413/470/670 Pump.....	1	5205660
326.....	32167A	Gasket, A404/413/470/670 Filter (Fiber Type).....	1	3878313
326.....	32167	Gasket, A404/413/470/670 Filter (Foam Type).....	1	4269671
334.....	32145	Lip Seal, A404/413/470/670 Forward Clutch Piston (Inner)	1	5212373
335.....	32140	Lip Seal, A404/413/470/670 Forward Clutch Piston (Outer).....	1	5205701
336.....	32114	Lip Seal, A404/413/470/670 Direct Clutch Piston (Inner)	1	5205670
337.....	32110	Lip Seal, A404 Direct Clutch Piston (Outer) 1978-80	1	5205671
337.....	13308	Lip Seal, A413/470/670 Direct Clutch Piston (Outer) 1981-Up.....	1	4058487
348.....	32168	O-ring, A404/413/470/670 Extension Housing 1978-Up.....	1	6500111
349.....	13207	Seal, A404/413/470/670 Throttle Lever Shaft.....	1	2466548
363.....	13335	Lip Seal, A404/413/470/670 Reverse Servo (Viton) 1978-Up	1	TBA
368.....	13171	O-Ring, A404/413/470/670 Speed-O Adapter 1978-Up	1	5212152
371.....	3291	O-Ring, A404/413/470/670 Filler Tube	1	6264902
375.....	32155	O-Ring, A404/413/470/670 Pinion Bearing Retainer 1978-Up	1-2	6500169
TECHNICAL MANUALS				
400.....	TMA404/670.....	Technical Manual, A404/413/470/670.....	1	83-670TM
ELECTRICAL COMPONENTS				
410.....	K2627B	Neutral Switch, A404/413/470/670 (Long).....	1	TBA
410.....	K2627C	Neutral Switch, A404/413/470/670 (Short)	1	3747361
425.....	32329	Solenoid, A413/670 TCC (Lock-Up) 1987-Up	1	4377005
MISCELLANEOUS COMPONENTS				
487.....	10000-03K.....	E-Clip, A404/413/470/670 Shift Linkage.....	1	TBA
490.....	32641	Vent, A413/470/670 Case 1995-Up	1	TBA
PUMPS & PUMP COMPONENTS				
500.....	32537	Pump, A404/413/470 (1 Ring On Input Shaft) 1978-85.....	1	TBA
500.....	32537A	Pump, A413/470/670 (2 or 3 Ring Input Shaft) (25T Inner Gr, 2-Flats For Hub, 86-Up	1	TBA
500.....	32537B	Pump, A413/A470/A670 (2 Or 3 Ring Input Shf) (12T Inner Gr, 2-Flats For Hub, 86-Up	1	TBA
510.....	32535	Pump Body, A404/413/470 (W/2 Lugs On Inner Gear) 1978-85	1	5224036
510.....	32535A	Pump Body, A413/470/670 (W/2 Flats On Inner Gear) 1986-Up (25 Teeth On Inner Gear).....	1	4377996
510.....	32535AA	Pump Body, A413/470/670 (W/2 Flats On Inner Gear) 1986-Up (12 Teeth On Inner Gear).....	1	TBA
520.....	32536	Stator, A404/413/470 (1 Ring On Input Shaft) 1978-85.....	1	5222412
520.....	32536A	Stator, A413/470/670 (2 or 3 Ring Input Shaft) (W/ 25T Inner Gear, 2-Flats On Conv Hub	1	4377120
520.....	32536B	Stator, A413/470/670 (2 or 3 Ring Input Shaft) (W/ 12T Inner Gear, 2-Flats On Conv Hub	1	TBA
530.....	K32201	Pump Gear Set, A404/413/470 (.588") W/Lugs 1978-85.....	1	TBA
530.....	K32201D	Pump Gear Set, A413/470/670 (.589") W/Milled Flats 1986-Up.....	1	TBA
530.....	K32201E	Pump Gear Set, A413/470/670 (.591") W/Milled Flats 1986-Up.....	1	TBA
DRUMS & PISTON KITS				
554.....	32570	Drum, A404 Forward Clutch (3 Clutch) 1978-80	1	5212320
554.....	32570B	Drum, A413/470 Forward Clutch (3 Clutch) 1981-E86	1	TBA
554.....	32570AB	Drum, A413/470 Forward Clutch (4 Clutch) 1981-E86	1	TBA
554.....	32570D	Drum, A413/470 Forward Clutch (3 Clutch) L1986-Up.....	1	TBA
554.....	32570C	Drum, A670 Forward Clutch (4 Clutch) L1986-Up.....	1	4248916
555.....	32560	Drum, A404 Direct Clutch 1978-81.....	1	5269510
555.....	32560A	Drum, A413/470 Direct Clutch 1982-85.....	1	5224316
555.....	32560C	Drum, A670 Direct Clutch (4 Clutch) L1986-Up.....	1	TBA
555.....	32560B	Drum, A413/470 Direct Clutch (3 Clutch) L1986-Up.....	1	TBA
556.....	32156	Drum, A404 Low/Reverse (Band Drum) 1978-80	1	TBA
556.....	32156A	Drum, A413/470/670 Low/Reverse (Band Drum) 1981-Up	1	4207117
564.....	K32552	Piston Kit, A404/413/470/670 Forward Clutch 1978-Up	1	5205684
565.....	K32561B	Piston Kit, A404/413/470/670 Direct Clutch 1978-Up.....	1	5205704
PLANETS, RING GEARS & SUN GEARS				
582.....	32134	Planet, A404 Front (29 Teeth Sun Gear) 1978-81.....	1	4567210
582.....	32134A	Planet, A413/470/670 Front (4 Gear) (36 Teeth Sun Gear) 1981-95.....	1	4269941
582.....	32134B	Planet, A670 Front (5 Gear) (36 Teeth Sun Gear) 1996-Up	1	4348900
583.....	K32751A	Geartrain, A413/470/670 1981-95 (Contains: ILL# 894 To ILL# 678)	1	TBA

A404, A413, A470, A670

ILL#	Part#		QTY	REF#
584.....	32652.....	Planet, A404/413/470/670 Rear (4 Gear) (Square Housing) 1978-95.....	1.....	5205740
584.....	32652A.....	Planet, A670 Rear (4 Gear) (Round Housing) 1996-Up (Can Use 32584).....	1.....	TBA
592.....	32150.....	Ring Gear, A404 Front (Annulus) 1978-80.....	1.....	5212201
592.....	32150A.....	Ring Gear, A413/470/670 Front (Annulus) 1981-Up.....	1.....	5224310
594.....	32151.....	Ring Gear, A404/413/470/670 Rear (Annulus) (Washer Type) 1978-95.....	1.....	5222047
594.....	32151A.....	Ring Gear, A670 Rear (Annulus) 1996-Up.....	1.....	TBA
602.....	32149.....	Hub, A404 Front Ring Gear 1978-81.....	1.....	5212203
602.....	32149A.....	Hub, A413/470/670 Front Ring Gear 1981-Up.....	1.....	5224070
612.....	32654.....	Sun Gear, A404 (29 Teeth / 29 Teeth) 1978-80.....	1.....	5205733
612.....	32654A.....	Sun Gear, A413/470/670 (29 Teeth / 36 Teeth) 1981-Up.....	1.....	5224192
622.....	32144.....	Shell, A404 1978-80.....	1.....	4207195
622.....	32144A.....	Shell, A413/470/670 1981-Up.....	1.....	TBA
SPRAGS & ONE WAY CLUTCHES				
654.....	K32960.....	Spring & Roller Kit, A404/413/470/670 78-Up.....	1.....	4186886
664.....	K32961A.....	Inner Race, A404 Rear Sprag (Bolt In Replacement) 1978-80.....	1.....	TBA
664.....	K32961.....	Inner Race, A413/470/670 Rear Sprag (Bolt-In) 1981-Up.....	1.....	TBA
SHAFTS, DIFFERENTIALS & COMPONENTS				
670.....	32607.....	Shaft, A404/413/470 Input (23 Splines) (1 Ring) 1978-85.....	1.....	5222400
670.....	32607A.....	Shaft, A413/470 Input (23 Splines) (2 Ring) L1986-Up.....	1.....	4377106
670.....	32607B.....	Shaft, A413/470/670 Input (22 Splines) (3 Ring) 1987-Up (Lock-Up).....	1.....	4348397
678.....	32160.....	Shaft, A404 Output (6 1/4" Long) 1978-80.....	1.....	5222401
678.....	32160A.....	Shaft, A413/470/670 Output (6 1/2" Long) 1981-Up.....	1.....	4348932
680.....	K32203.....	Governor, A404/413/470/670.....	1.....	4207055
681.....	32204-03K.....	Spring & Bracket, A413/470/670 Governor (Sonnax).....	1.....	TBA
681.....	6242CS.....	Spring, 404/413/470/670 Governor.....	1.....	TBA
681.....	32842.....	Spring, 404/413/470/670 Governor, "Anti-Stick".....	1.....	TBA
685.....	32203.....	Support, A404/413/470/670 Governor (1/2" Thick Lugs) 1978-Up.....	1.....	5212249
685.....	32203A.....	Support, A404/413/670 Governor (5/8" Thick Lugs) 1978-Up.....	1.....	TBA
687.....	32202.....	Retainer, A404/413/470/670 Governor Support 1978-Up.....	1.....	5212371
698.....	32978BE.....	Oil Baffle, A404/413/470/670 Inside Differential Retainer.....	1.....	5222256
698.....	32978BF.....	Oil Baffle, A404/413/470/670 Inside Extension Housing.....	1.....	4567494
710.....	32197.....	Gear, A404/413/470/670 Output (49 Teeth) 1978-Up.....	1.....	4131048
710.....	32197A.....	Gear, A404/413/470/670 Output (57 Teeth) 1978-Up.....	1.....	4186889
710.....	32197B.....	Gear, A404/413/470/670 Output (56 Teeth) 1978-Up.....	1.....	4205871
710.....	32197C.....	Gear, A404/413/470/670 Output (53 Teeth) 1978-Up.....	1.....	4186871
710.....	32197D.....	Gear, A404/413/470/670 Output (45 Teeth) 1978-Up.....	1.....	TBA
712.....	32196.....	Gear, A404/413/470/670 Transfer Driven (60 Teeth) 1978-Up.....	1.....	4131048
712.....	32196A.....	Gear, A404/413/470/670 Transfer Driven (52 Teeth) 1978-Up.....	1.....	TBA
712.....	32196B.....	Gear, A404/413/470/670 Transfer Driven (56 Teeth) 1978-Up.....	1.....	TBA
712.....	32196C.....	Gear, A404/413/470/670 Transfer Driven (54 Teeth) 1978-Up.....	1.....	TBA
712.....	32196D.....	Gear, A404/413/470/670 Transfer Driven (47 Teeth) 1978-Up.....	1.....	TBA
716.....	32180.....	Diff Hs, A404/413 W/Out Ring Gr (8 Bolt) 1978-82 (Axle Gr Wsh Round No Tab).....	1.....	4186888
716.....	32180A.....	Diff Hsg, A404/413/470 W/Out Ring Gr (8 Bolt) 1981-E87 (Axle Gr Wsh Have 1-Tab).....	1.....	4269768
716.....	32180B.....	Differential Housing, A413/470/670 W/Out Ring Gear (12 Bolt) L1987-Up (W/22 Rolle Bearing Both Sides) Axle Does Not Use A Snap Ring To Hold It To The Differential.....	1.....	TBA
716.....	32180C.....	Diff Housing, A413/470/670 W/Out Ring Gear (12 Bolt) L1987-Up (W/19 Roller Brg On Ring Gear Side) Axle Does Not Use A Snap Ring To Hold It To The Differential.....	1.....	TBA
716.....	32108CA.....	Differential Housing, A413/470/670 W/Out Ring Gear (12 Bolt) (W/19 Roller Bearing On Ring Gear Side) Axle Uses A Snap Ring To Hold It To The Differential.....	1.....	TBA
716.....	32108CB.....	Differential Housing, A413/470/670 W/Out Ring Gear (12 Bolt) (W/22 Roller Bearing On Both Sides) Axle Has A Snap Ring To Hold It To The Differential.....	1.....	TBA
716.....	32108CC.....	Diff Hsg, A413/470/670 W/Out Ring Gr (12 Bolt) W/ 22 Roller Brg On Hsg Side, 19 Roller On Brg On Ring Gr Side (Axle Held To Diff W/Snap Ring, Cross Pin Held By 2-Brackets).....	1.....	TBA
717.....	92852A.....	Spider Gear, A404/413/470 Differential 1981-E87.....	1.....	4412050
717.....	92852.....	Spider Gear, A670 Differential L1987-Up.....	1.....	4659502
717.....	32852.....	Shim, A404/413/470/670 Differential Spider Gear.....	1.....	4412521
717.....	92852A.....	Side Gear, A404/413/470 Differential 1981-E87.....	1.....	4412048
717.....	92852B.....	Side Gear, A670 Differential L1987-Up.....	1.....	4348679
717.....	32853.....	Shim Kit, A404/413/470/670 Differential Side Gear.....	1.....	4504568
717.....	K92852A.....	Gear Kit, A404/413/470 (8 Bolt) Side & Spider Gears W/Washers & Pins 1981-E87.....	1.....	TBA
717.....	K92852B.....	Gear Kit, A670 (12 Bolt) Side & Spider Gears W/Washers & Pins L1987-Up.....	1.....	TBA
717.....	92853.....	Retainer Kit, Pinion Shaft, A404/413/470/670, Universal (2-Hardened Retainers) 78-Up.....	1.....	4800058
720.....	32198.....	Ring Gear, A404/413/470 Differential (54 Teeth) (8 Bolt) (No Groove).....	1.....	TBA
720.....	32198A.....	Ring Gear, A404/413/470 Differential (55 Teeth) (8 Bolt) (No Groove).....	1.....	TBA
720.....	32198AA.....	Ring Gear, A404/413/470 Differential (55 Teeth) (8 Bolt) (2 Groove).....	1.....	TBA
720.....	32198B.....	Ring Gear, A404/413/470 Differential (61 Teeth) (8 Bolt) (1 Groove).....	1.....	TBA

A404, A413, A470, A670

ILL#	Part#		QTY	REF#
720.....	32198BA.....	Ring Gear, A404/413/470 Differential (61 Teeth) (8 Bolt) (3 Groove).....	1.....	TBA
720.....	32198BB.....	Ring Gear, A404/413/470 Differential (61 Teeth) (8 Bolt) (2 Groove).....	1.....	TBA
720.....	32198C.....	Ring Gear, A404/413/470 Differential (60 Teeth) (8 Bolt) (3 Narrow Groove).....	1.....	TBA
720.....	32198CA.....	Ring Gear, A404/413/470 Differential (60 Teeth) (8 Bolt) (2 Narrow & 1 Wide Groove).....	1.....	TBA
720.....	32198CB.....	Ring Gear, A404/413/470 Differential (60 Teeth) (8 Bolt) (4 Groove).....	1.....	TBA
720.....	32198CC.....	Ring Gear, A404/413/470 Differential (60 Teeth) (8 Bolt) (6 Groove).....	1.....	TBA
720.....	32198D.....	Ring Gear, A670 Differential (60 Teeth) (12 Bolt) (No Groove).....	1.....	TBA
720.....	32198DA.....	Ring Gear, A670 Differential (60 Teeth) (12 Bolt) (2 Groove).....	1.....	TBA
720.....	32198E.....	Ring Gear, A670 Differential (61 Teeth) (12 Bolt) (1 Groove).....	1.....	TBA
720.....	32198EA.....	Ring Gear, A670 Differential (61 Teeth) (12 Bolt) (3 Groove).....	1.....	TBA
725.....	32176.....	Retainer, A404/413/470 Differential (Aluminum).....	1.....	4205855
725.....	32176A.....	Retainer, A404/413/470 Differential (Steel) (3 3/4" Tall).....	1.....	TBA
725.....	32176AA.....	Retainer, A670 Diff (For 12 Bolt Diff W/22 Roller Bearing On Ring Gear Side).....	1.....	TBA
725.....	32176AB.....	Retainer, A670 Diff (For 12 Bolt Diff W/19 Roller Bearing On Ring Gear Side).....	1.....	TBA
727.....	32196R.....	Retainer, A404/470/670 Transfer Gear Nut (Keeps Nut From Backing Off).....	1.....	TBA
727.....	32196P.....	Plate, A404/413/470/670 Transfer Gear Retainer (This Plate Goes With 32196R).....	1.....	TBA
730.....	32199A.....	Pinion, A404/413/470/670 (18 Teeth) (No Groove).....	1.....	TBA
730.....	32199AA.....	Pinion, A404/413/470/670 (18 Teeth) (1 Groove).....	1.....	TBA
730.....	32199AB.....	Pinion, A404/413/470/670 (18 Teeth) (2 Groove).....	1.....	TBA
730.....	32199AC.....	Pinion, A404/413/470/670 (19 Teeth) (No Groove).....	1.....	TBA
730.....	32199AD.....	Pinion, A404/413/470/670 (19 Teeth) (1 Groove).....	1.....	TBA
730.....	32199AE.....	Pinion, A404/413/470/670 (20 Teeth) (No Groove).....	1.....	TBA
730.....	32199AF.....	Pinion, A404/413/470/670 (20 Teeth) (1 Groove).....	1.....	TBA
730.....	32199AG.....	Pinion, A404/413/470/670 (20 Teeth) (2 Groove).....	1.....	TBA
730.....	32199AH.....	Pinion, A404/413/470/670 (20 Teeth) (3 Groove).....	1.....	TBA
730.....	32199AJ.....	Pinion, A404/413/470/670 (20 Teeth) (4 Groove).....	1.....	TBA
730.....	32199AK.....	Pinion, A404/413/470/670 (21 Teeth) (No Groove) (2.850" OD Gear).....	1.....	TBA
730.....	K32199AL.....	Ring & Pinion, (21T & 60T) (No Groove) (2.800" OD Pinion Gear) (12 Bolt Ring Gear).....	1.....	TBA
730.....	32199AL.....	Pinion, A404/413/470/670 (21 Teeth) (No Groove) (2.800" OD Gear).....	1.....	TBA
730.....	K32199AK.....	Ring & Pinion, (21T & 60T) (No Groove) (2.850" OD Pinion Gear) (12 Bolt Ring Gear).....	1.....	TBA
730.....	32199AM.....	Pinion, A404/413/470/670 (21 Teeth) (3 Narrow Grooves).....	1.....	TBA
730.....	32199AN.....	Pinion, A404/413/470/670 (21 Teeth) (2 Narrow & 1 Wide Grooves).....	1.....	TBA
730.....	K32199AM.....	Ring & Pinion, (21 Teeth Pinion) (60 Teeth / 8 Bolt Ring Gear).....	1.....	TBA
730.....	32199AP.....	Pinion, A404/413/470/670 (21 Teeth) (4 Groove).....	1.....	TBA
730.....	32199AQ.....	Pinion, A404/413/470/670 (21 Teeth) (6 Groove).....	1.....	TBA
735.....	32120.....	Retainer, A404/413 Pinion (Aluminum) Seal Type 1978-82.....	1.....	4269688
735.....	32120A.....	Retainer, A413/470/670 Pinion (Aluminum) No Seal Type 1983-Up.....	1.....	4269688

VALVE BODIES (DACCO VB#)

740.....	CR-2740.....	Valve Body, A404/413/470 Non Lock-Up, No Switch, 1981-86.....	1.....	TBA
740.....	CR-2741.....	Valve Body, A413/470/670 W/Lock-Up, Yellow Switch, 1987-99.....	1.....	TBA
740.....	CR-2741B.....	Valve Body, A413/470/670 W/Lock-Up, W/By-Pass Cooler Tube, 1999-Up.....	1.....	TBA
740.....	CR-2742.....	Valve Body, A413/470/670 Non Lock-Up, Red Switch, 1987-Up.....	1.....	TBA

VALVE BODIES

740.....	32229.....	Valve Body, A404/413/470 Non Lock-Up 1978-87.....	1.....	TBA
740.....	32229A.....	Valve Body, A413/470/670 Lock-Up (W/Solenoid) (No Tubes) 1987-Up.....	1.....	TBA
740.....	32229B.....	Valve Body, A413/470/670 Lock-Up (W/Solenoid) (W/3 Tubes) 1998-Up.....	1.....	TBA

VALVE BODY COMPONENTS

741.....	32229-01K.....	Throttle Valve Kit, A404/413/470/670 (Oversize) (Valve, Sleeve, Plunger, Spring & 3-Shims).....	1.....	32229-01K
----------	----------------	---	--------	-----------

COVERS, CASES & HOUSINGS

758.....	32804.....	Differential Cover, A404/413 W/Plug 1978-82.....	1.....	4269631
758.....	32804A.....	Differential Cover, A413/470/670 W/Out Plug 1982-Up.....	1.....	4471574
759.....	32803.....	Rear Cover, A404/413/670 Transfer Gear 1978-85 (Is Flat On Back).....	1.....	4295929
759.....	32803A.....	Rear Cover, A413/470/670 Transfer Gear 1986-94 (1 Raised Hump Where OP Shaft Rides).....	1.....	4471572
759.....	32803B.....	Rear Cover, A470/670 Transfer Gear 1995-Up (2 Stepped Hump Where OP Shaft Rides).....	1.....	TBA
760.....	32173.....	Case, A404 (1.7 Liter) Non Lock-Up 1978-82.....	1.....	5224047
760.....	32173A.....	Case, A470 (2.6 Liter) Non Lock-Up 1980-83.....	1.....	5224189
760.....	32173B.....	Case, A413 (2.2 Liter) Non Lock-Up 1979-82.....	1.....	4224199
760.....	32173C.....	Case, A404 (1.7 Liter) Non Lock-Up L1982-Up.....	1.....	TBA
760.....	32173D.....	Case, A413 (1.6 Liter) Non Lock-Up 1983-Up.....	1.....	4269996
760.....	32173E.....	Case, A413 (2.2/2.5 Liter) Non Lock-Up (W/3 Threaded Starter Holes) 1983-Up.....	1.....	TBA
760.....	32173EA.....	Case, A413 (2.2/2.5 Liter) Non Lock-Up (W/1 Threaded Starter Hole) 1983-Up.....	1.....	TBA
760.....	32173F.....	Case, A470 (2.6 Liter) Non Lock-Up 1983-Up.....	1.....	TBA
760.....	32173G.....	Case, A413 (2.2/2.5 Liter) Lock-Up (W/1 Threaded Starter Hole) 1987-Up.....	1.....	TBA
760.....	32173M.....	Case, (2.0/2.4 Liter) (Top Bolts 6") Mitsubishi 1995-99 (W/Vent).....	1.....	TBA

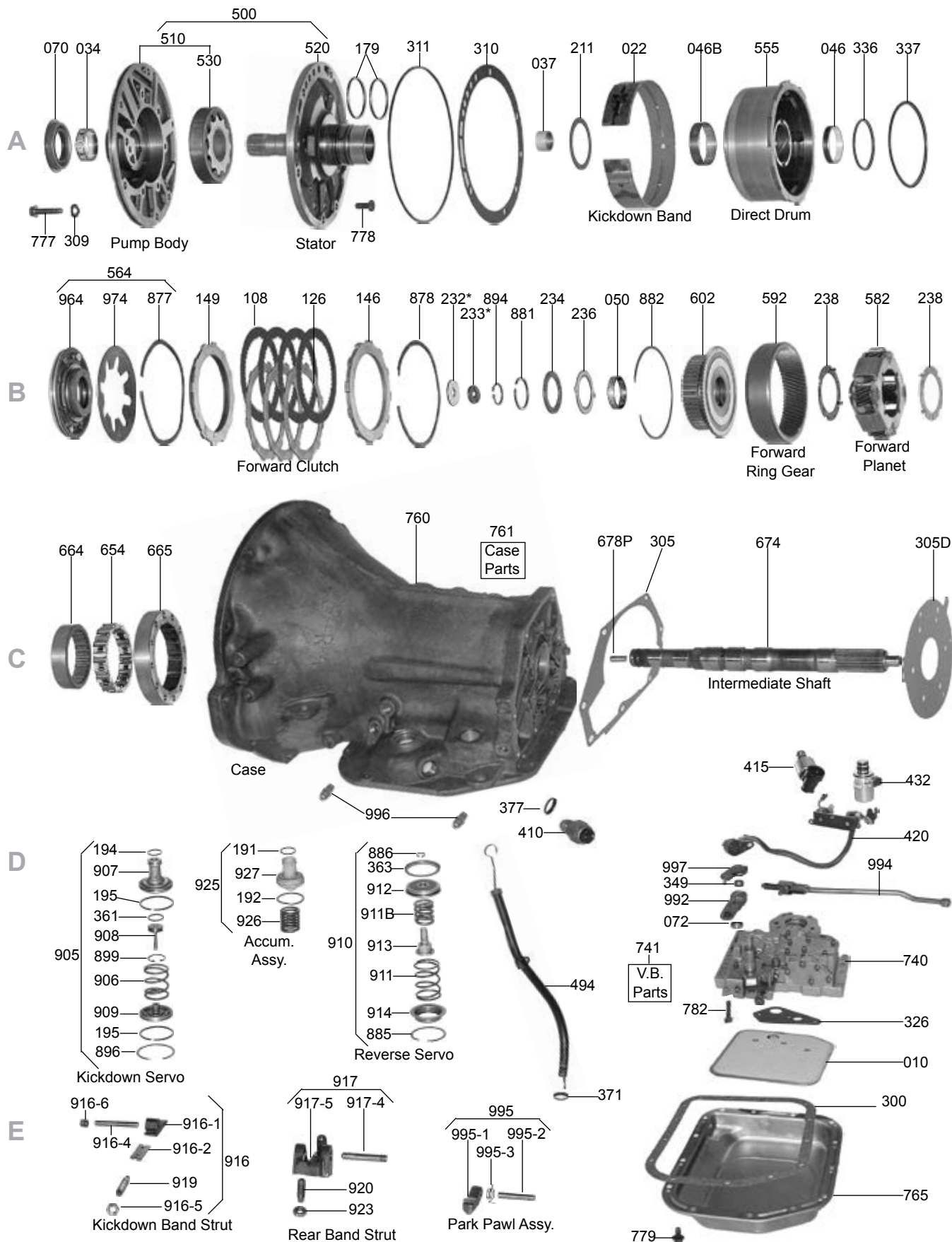
A404, A413, A470, A670

ILL#	Part#		QTY	REF#
760.....	32173MA.....	Case, (2.0/2.4 Liter) (Top Bolts 6") Mitsubishi 1995-Up (W/Out Vent).....	1.....	TBA
760.....	32173MB.....	Case, (2.0/2.4 Liter) Lock-Up (Top Bolts 6") Mitsubishi 2000-Up (W/ Vent) Has A Threaded.....	1.....	TBA
		Boss At The Same Level As The Shift Lever Seal (Has A Valve Body W/3 Tubes).....		
760.....	32173MC.....	Case, (2.0/2.4 Liter) Lock-Up (Top Bolts 6") Mitsubishi 2000-Up (W/Vent) Has A Threaded.....	1.....	TBA
		Boss At The Same Level As The Shift Lever Seal (Has A Valve Body W/2 Tubes).....		
760.....	32173H.....	Case, A670 (3.0 Liter) 2WD Lock-Up 1987-94.....	1.....	4531126
760.....	32173J.....	Case, A670 (3.0 Liter) 2WD & 4x4 Lock-Up (W/Vent) 1995-UP (W/Sensor Hole).....	1.....	TBA
760.....	32173JA.....	Case, A670 (3.0 Liter) 2WD & 4x4 Lock-Up (W/Out Vent) 1995-UP (W/Sensor Hole).....	1.....	TBA
760.....	32173JB.....	Case, A670 (3.0 Liter) (V-6) 2WD & 4x4 L/Up (W/Vent) 1995-Up (W/Sens Hole) Converted.....	1.....	TBA
760.....	32173JC.....	Case, A670 (3.0 Liter) (V-6) 2WD & 4x4 Lock-Up 1995-Up (No Sensor Hole).....	1.....	TBA
761.....	K32173LA.....	Case Kit, A670 (Converts 87-94 3.0L To 1995-Up) *Must Be Machined For Crank Sens.....	1.....	TBA
		& Filler Tube Hole (W/ Bracket, Crank Sensor Sleeve, Filler Tube Bracket, Vent & Bolts).....		
765.....	32802.....	Pan, A404/413 (Shallow) 1978-82.....	1.....	5224349
765.....	32802A.....	Pan, A413/470/670 (Deep) 1983-Up.....	1.....	4471573
770.....	32371.....	Extension Housing, A404/413 1978-82.....	1.....	TBA
770.....	32371A.....	Extension Housing, A413/470/670 1983-Up.....	1.....	TBA
774.....	32227.....	Housing, A404/413/470/670 Speed-O.....	1.....	TBA
774.....	32227A.....	Housing, A413/470/670 Speed-O (2 Prong) Electric.....	1.....	TBA
774.....	32227B.....	Housing, A470/670 Speed-O (3 Round Prongs).....	1.....	TBA
774.....	32227C.....	Housing, A470/670 Speed-O (3 Flat Prongs).....	1.....	TBA
775.....	B-62.....	Bolt, A404/413/470/670 Flex Plate To Converter.....	1.....	TBA
795.....	32199N.....	Nut, A404/413/470/670 Pinion Shaft.....	1.....	TBA
796.....	32160N.....	Nut, A404/413/470/670 Output Shaft.....	1.....	TBA
842.....	32642.....	Clip, A404/413/470/670 Speed-O Housing Retainer.....	1.....	TBA

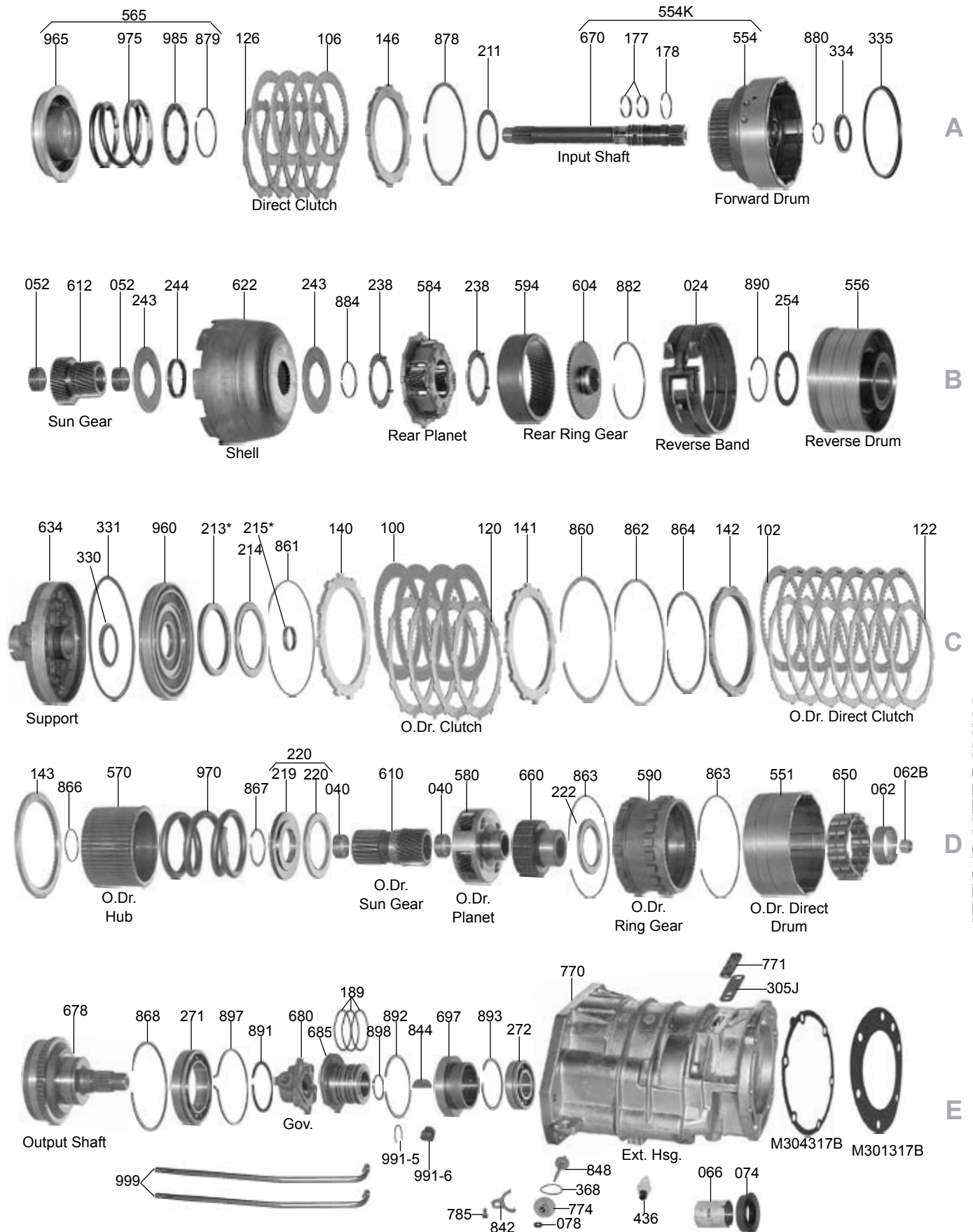
SNAP RINGS, PISTONS, SPRINGS & MISCELLANEOUS

NI.....	K32928.....	Snap Ring Kit, A404, 413, 470, 670, 1978-Up.....	1.....	45680
876.....	32601B.....	Snap Ring, A413/470/670, Forward Clutch, .048", 1978-Up.....	1.....	4269670
876.....	12601.....	Snap Ring, A413/470/670, Forward Clutch, .060", 1978-Up.....	1.....	4567194
876.....	32601D.....	Snap Ring, A413/470/670, Forward Clutch, .076", 1978-Up.....	1.....	1942423
876.....	32601E.....	Snap Ring, A413/470/670, Forward Clutch, .087", 1978-Up.....	1.....	4130775
905.....	32989.....	Servo Assembly, A404/413/470/670 Kickdown.....	1.....	TBA
906.....	32989S.....	Spring, A404/413/470/670 Kickdown Servo.....	1.....	TBA
907.....	32989P.....	Piston, A404/413/470/670 Kickdown Servo.....	1.....	TBA
909.....	32989R.....	Retainer, A404/413/470/670 Kickdown Servo.....	1.....	TBA
910.....	32987.....	Servo Assembly, A404/413/470/670 Rear, 1978-80.....	1.....	TBA
910.....	32987A.....	Servo Assembly, A404/413/470/670 Rear, 1981-Up.....	1.....	TBA
911.....	32987S.....	Spring, A404/413/470/670 Rear Servo Return.....	1.....	TBA
912.....	32987P.....	Piston, A404/413/470/670 Rear Servo.....	1.....	TBA
914.....	32987R.....	Retainer, A404/413/470/670 Rear Servo Spring.....	1.....	TBA
916.....	32714.....	Strut, A404/413/470/670 Kickdown Band (1 1/8" Long).....	1.....	TBA
917.....	32710.....	Strut, A404/413/470/670 Rear Band Apply (2 3/16" Long).....	1.....	TBA
917.....	32712.....	Strut, A404/413/470/670 Rear Band Apply (2 3/16" Long) Sonnax.....	1.....	32710-01
919.....	32714B.....	Adjustable Bolt, A404/413/470/670 Kickdown Band.....	1.....	TBA
920.....	32710B.....	Adjustable Bolt, A404/413/470/670 Rear Band.....	1.....	TBA
925.....	32988.....	Accumulator Assembly, A404/413/470/670, 1978-80.....	1.....	TBA
925.....	32988A.....	Accumulator Assembly, A404/413/470/670, 1981-Up.....	1.....	TBA
926.....	32703.....	Spring, A404/413/470/670 Accumulator, Blue, 1978-Up.....	1.....	TBA
927.....	32988P.....	Piston, A404/413/470/670 Accumulator (Aluminum).....	1.....	TBA
927.....	32988PA.....	Piston, A404/413/470/670 Accumulator (Plastic).....	1.....	TBA
927.....	22841A.....	Piston, A404/A413/A470/A670 Accumulator (Aluminum With 4 Rings).....	1.....	TBA
929.....	32988R.....	Retainer, A404/413/470/670 Accumulator Spring.....	1.....	TBA
964.....	32552.....	Piston, A404/413/470/670 Forward Clutch.....	1.....	TBA
965.....	32561.....	Piston, A404/413/470/670 Direct Clutch, 1978-80.....	1.....	TBA
965.....	32561A.....	Piston, A404/413/470/670 Direct Clutch, 1981-85.....	1.....	TBA
965.....	32561B.....	Piston, A404/413/470/670 Direct Clutch, 1986-Up.....	1.....	TBA
974.....	32745.....	Spring, A404/413/470/670 Forward Clutch Return (4.950" OD) (Can Use 12974A).....	1.....	TBA
974.....	32745A.....	Spring, A404/413/470/670 Forward Clutch Return (4.970" OD).....	1.....	TBA
975.....	32562.....	Spring, A404/413/470/670 Direct Clutch Return.....	1.....	TBA
985.....	32643.....	Retainer, A404/413/470/670 Direct Clutch Spring.....	1.....	TBA
995.....	K32644.....	Park Pawl Assembly, A404/413/470/670.....	1.....	TBA
999.....	K32645.....	Tube Set, A404/413/470/670 Valve Body To Governor Support (Qty 2).....	1.....	TBA

A500 (40RH, 42RH, 42RE, 44RE)



A500 (40RH, 42RH, 42RE, 44RE)



A904, TF-6, A500

ILL#	Part#		QTY	REF#
OVERHAUL KITS				
NI.....	K12900G.....	Overhaul Kit, A904 1960-71	1.....	N/A
NI.....	K12900H.....	Overhaul Kit, A904 (Except Colt, Arrow) 1972-98	1.....	N/A
NI.....	K12900J.....	Overhaul Kit, A904 (Except Colt, Arrow) 1999-Up	1.....	N/A
NI.....	K12900D.....	Overhaul Kit, A904 (Colt, Arrow)	1.....	N/A
NI.....	K12900N.....	Overhaul Kit, A500 1988-Up	1.....	N/A
MASTER L/STEEL KITS				
NI.....	DK1200AS.....	Master L/Steels Kit, A904 1960-71	1.....	N/A
NI.....	DK1200BS.....	Master L/Steels Kit, A904 (Except Colt, Arrow) 1972-98	1.....	N/A
NI.....	DK1200JS.....	Master L/Steels Kit, A904 (Except Colt, Arrow) 1999-Up	1.....	N/A
NI.....	DK1200DS.....	Master L/Steels Kit, A904 (Colt, Arrow)	1.....	N/A
NI.....	DK1200NS.....	Master L/Steels Kit, A500 1988-Up	1.....	N/A
MASTER W/STEELS KITS				
NI.....	DK1200A.....	Master W/Steels, A904 1960-71	1.....	N/A
NI.....	DK1200B.....	Master W/Steels, A904 (Except Colt, Arrow) 1972-98	1.....	N/A
NI.....	DK1200J.....	Master W/Steels Kit, A904 (Except Colt, Arrow) 1999-Up	1.....	N/A
NI.....	DK1200D.....	Master W/Steels, A904 (Colt, Arrow)	1.....	N/A
NI.....	DK1200N.....	Master W/Steels, A500 1988-Up (Some 1999-Up Have A Direct Drum With 2 V-Notched Grooves Where V-Notched Steels Ride, Add 4ea 12571A)	1.....	N/A
FILTERS				
010.....	12776A.....	Filter, A904 Small Dacron (2 Hole)	1.....	3621456
010.....	12776B.....	Filter, A904 Small Brass	1.....	3410253
010.....	12776C.....	Filter, A904/A500 Large Dacron 1966-97	1.....	3515996
010.....	12776D.....	Filter, A904/A500 Large Brass	1.....	TBA
010.....	12776F.....	Filter, A500 1998-Up (Metal & Plastic)	1.....	52118789
FILTER KITS				
011.....	K12776A.....	Filter Kit, A904 Small Dacron Filter	1.....	TBA
011.....	K12776B.....	Filter Kit, A904 Small Brass Filter	1.....	TBA
011.....	FK12776C6.....	Filter Kit, A904/A500, Large Dacron Filter, 1960-97	1.....	TBA
011.....	FK12776D.....	Filter Kit, A904 Large Brass Filter	1.....	TBA
011.....	FK12776C68.....	Filter Kit, A904/A500/A727/A518 Combo Large Dacron Filter, 1960-97	1.....	TBA
011.....	FK12776E.....	Filter Kit, A904 (Colt, Arrow) Large Dacron Filter, 1974-80	1.....	TBA
011.....	FK12776F6.....	Filter Kit, A500 1998-Up (Metal & Plastic)	1.....	TBA
011.....	FK12776F68.....	Filter Kit, A500/A518, Combo, 1998-Up (Metal & Plastic)	1.....	TBA
MISCELLANEOUS FILTERS				
014.....	12785.....	Filter, A904 Governor	1.....	3743519
018.....	32777.....	Screen, A904/A500 Valve Body Regulator Feed Line	1.....	TBA
484.....	12784.....	Orifice Screen, A500 Overdrive Piston Retainer	1.....	4412583
BANDS				
022.....	12905C.....	Band, A904 Kickdown Rigid (1.750" Wide, Offset) (360 Engine)	1.....	3681921
022.....	12905F.....	Band, A904 Kickdown Flex (1.375" Wide) 1960-Up	1.....	4419646
022.....	12905H.....	Band, A904/A500 Kickdown Multi-Flex (1.610" Wide) 1992-Up	1.....	TBA
022.....	12905GH.....	Band, A904/A500 Kickdown (1.610" Wide) 1992-Up Raybestos Pro Series	1.....	TBA
022.....	12905S.....	Band, A904 Kickdown Flex (1.375" Wide) (Snap) 1977-91	1.....	TBA
022.....	12905CA.....	Band, A904 Kickdown Rigid (1.375" Wide) 1961-78	1.....	2204792
022.....	12905HD.....	Band, A904/A500 Kickdown Flex (1.375" Wide) Kevlar Lining	1.....	4419646
024.....	12820.....	Band, A904 Reverse Rigid / Solid (1.375" Wide) 1960-Up	1.....	4443187
024.....	12820A.....	Band, A904 / A500 Reverse Double Wrap / Split (2.00" Wide) 1968-Up	1.....	4443184
024.....	12820AHD.....	Band, A904 / A500 Reverse Double Wrap / Split (2.00" Wide) Kevlar Lined, 1968-Up	1.....	4443184
BUSHINGS				
030.....	K12952.....	Bushing Kit, A904 1960-65	1.....	TBA
030.....	K12952C.....	Bushing Kit, A904, 1968-93	1.....	TBA
030.....	K12952D.....	Bushing Kit, A904, 1994-Up	1.....	TBA
030.....	K12952N.....	Bushing Kit, A500 (W/Out Overdrive Bushings) 1988-E93	1.....	TBA
030.....	K12952P.....	Bushing Kit, A500 (W/Out Overdrive Bushings) L93-Up	1.....	TBA
030.....	K12952OD.....	Bushing Kit, A500 (Overdrive Bushings Only) 1988-Up	1.....	TBA
034.....	12502.....	Bushing, A904/A500 Pump Body (Babbitt)	1.....	2204953
034.....	12502A.....	Bushing, A904/A500 Pump Body (Bronze)	1.....	2466796
034.....	12502-01.....	Bushing, Pump Body (Tighter Tolerances Than OEM) (Sonnax)	1.....	12502-01
037.....	12503.....	Bushing, A904 Stator 1960-67	1.....	TBA
037.....	12503B.....	Bushing, A904 Stator 1968-77	1.....	2801728

A904, TF-6, A500

ILL#	Part#		QTY	REF#
037.....	12503C.....	Bushing, A904/A500 Stator 1978-Up.....	1.....	4058635
040.....	12511.....	Bsh, A500 OD Sun Gr(Front) No Flange(1.42" OD) 1990-93.....	1-2.....	4461025
040.....	12511A.....	Bsh, A500 OD Sun Gr(Front) W/ Flange(1.42" OD) 1994-E99.....	1.....	19085
040.....	12511B.....	Bsh, A500 OD Sun Gr(Front) No Flange Thick Wall (1.50" OD) L99-Up.....	1.....	50151077AA
040.....	12511.....	Bsh, A500 OD Sun Gr(Rear / Gear Side) No Flange(1.42" OD) 1990-Up.....	1.....	4461025
046.....	12506.....	Bushing, A904/A500 Direct Drum (Front) L1992-Up.....	1.....	4617157
046.....	12505A.....	Bushing, A904/A500 Direct Drum (Rear) 1968-E92.....	1.....	2801727
046.....	12505B.....	Bushing, A904/A500 Direct Drum (Rear) L1992-Up.....	1.....	4617159
050.....	12508.....	Bushing, A904/A500 Front Gear Hub 1976-Up.....	1.....	3681967
052.....	12507.....	Bushing, A904/A500 Sun Gear.....	2.....	1942436
062.....	12509.....	Bushing, A500 Output Shaft To Overdrive Sprag Race (2.144" ID) 1989-Up.....	1.....	4461006
062.....	12510.....	Bushing, A500 Output Shaft To Intermediate Shaft (.605" ID) 1989-Up.....	1.....	4461007
066.....	12501A.....	Bushing, A904 Extension Housing 1966-Up.....	1.....	2538525
066.....	12501.....	Bushing, A904 Extension Housing, 1960-65.....	1.....	2124607
066.....	6023.....	Bushing, A500 Extension Housing 1988-Up (1.690" ID)(Bronze).....	1.....	TBA
066.....	6023T.....	Bushing, A500 Extension Housing 1988-Up (1.690" ID)(Teflon Coated).....	1.....	TBA
METAL CLAD SEALS				
070.....	12575.....	Seal, A904/A500 Front (Without Flange).....	1.....	4269057
070.....	12575B.....	Seal, A904/A500 Front (With Flange).....	1.....	TBA
072.....	22574.....	Seal, A904/A500 Manual Shaft (1/4" Thick).....	1.....	TBA
072.....	22575.....	Seal, A904/A500 Manual Shaft (3/8" Thick).....	1.....	TBA
072.....	K071.....	Seal Saver, A904/A500 Manual Shaft, Prevents Leaks, 1960-Up (Kit Fixes 3-Trans).....	1.....	Superior
074.....	12925A.....	Seal, A904 Rear 1960-64 (1.692" OD) W/Bolt On Flange.....	1.....	TBA
074.....	12925B.....	Seal, A904 Rear W/Boot 1966-72.....	1.....	2400163
074.....	12925D.....	Seal, A904/A500 Rear W/Boot 1973-Up.....	1.....	3515384
074.....	12925E.....	Seal, A904/A500 Rear W/Out Boot 1973-Up.....	1.....	TBA
074.....	12925C.....	Seal, A904 Rear W/Out Boot 1966-72.....	1.....	TBA
074.....	12925T.....	Seal, A500 Adapter Housing 4x4 (2.568" OD).....	1.....	4269956
074.....	12925M.....	Seal, A904 Extension Housing (Mitsubishi, Dodge, D-50).....	1.....	TBA
074.....	34743C.....	Seal, A500 Rear 2WD, W/Out Boot 1988-Up.....	1.....	TBA
074.....	16695C.....	Seal, A500 Rear 4WD, W/Boot 1988-Up.....	1.....	TBA
078.....	3991A.....	Seal, A904 Speed-O Shaft W/Spring.....	1.....	25519078
FRICTIONS				
100.....	12845A.....	Friction, A500 Overdrive Brake Clutch (.087") (Waved) Hi-Energy, 1988-Up.....	2-5.....	4461181
100.....	12845GPZ.....	Friction, A500 Overdrive Brake Clutch (.087") (Waved) Ray GPZ Friction, 1988-Up.....	2-5.....	GPZ115
100.....	12845HD.....	Friction, A500 Overdrive Brake Clutch (.087") Hi-Perf Red 1988-Up.....	2-5.....	027746
100.....	K12845.....	Friction, A500 Overdrive Brake Cl PowerPack® Alto, 1988-Up.....	1.....	28757
102.....	12842.....	Friction, A500 Overdrive Direct Clutch (.063") 1988-Up.....	6-8.....	4461042
102.....	12842HD.....	Friction, A500 Overdrive Direct Clutch (.063") Hi-Perf Red 1988-Up.....	6-8.....	TBA
106.....	12750A.....	Friction, A904/A500 Front(Direct) Clutch (.086") (Waffle) 1960-Up.....	3-5.....	4329805
106.....	BP12750A.....	Friction, A904/A500 Front(Direct) Clutch (.086") (Ray Blue Plate) 1960-Up.....	3-5.....	R577090
106.....	12750B.....	Friction, A904/A500 Front(Direct) Clutch (.086") (Hi-Energy) Kevlar 1960-Up.....	3-5.....	TBA
106.....	12750AHD.....	Friction, A904/A500 Front(Direct) Clutch (.086") (Hi-Perf Red) 1960-Up.....	3-5.....	TBA
106.....	K12750AHD.....	Friction Kit, A904/A500 Front(Direct) (.086") (Hi-Performance)(4 Per Kit).....	1.....	27740UP4
108.....	12760B.....	Friction, A904/A500 Rear(Forward) Clutch (Rear) (.061") (Smooth) 1960-Up.....	3-4.....	3780285
108.....	BP12760B.....	Friction, A904/A500 Rear(Forward) Clutch (Rear) (.061") (Ray Blue Plate) 1960-Up.....	3-4.....	R577101
108.....	12760D.....	Friction, A904/A500 Rear(Forward) Clutch (Rear) (.061") (Hi-Energy).....	3-4.....	TBA
108.....	12760BHD.....	Friction, A904/A500 Rear(Forward) Clutch (Rear) (.061") (Hi-Perf Red) 1960-Up.....	3-4.....	TBA
108.....	K12760BHD.....	Friction Kit, A904/A500 Rear(Forward) (.061") (Hi-Perf Red)(4 Per Kit).....	1.....	27742UP4
119.....	K12BF.....	Friction Module, A904 1960-Up.....	1.....	TBA
119.....	K12BFHD.....	Friction Module, A904 (Hi-Perf Red) 1960-Up.....	1.....	27752HP
119.....	K12NF.....	Friction Module, A500 1988-Up.....	1.....	TBA
119.....	K12100BHP.....	Friction Module, A500 (Hi-Perf Red) 1988-Up.....	1.....	27752BHP
119.....	K12N-1.....	Friction Module, A500 (Hi-Perf Stage 1-Raybestos) 1988-Up.....	1.....	TBA
STEELS				
120.....	12847.....	Steel, A500 Overdrive Brake Clutch (.068") 1988-Up.....	2-3.....	4461047
122.....	12854.....	Steel, A500 Overdrive Direct Clutch (.069") 1988-Up.....	5-7.....	4461054
122.....	22854A.....	Steel, A500 Overdrive Direct clutch (.054") 1996-Up.....	5-7.....	TBA
126.....	12751.....	Steel, A904/A500 Rear (Forward) / Front(Direct Clutch) (.068") 1960-Up.....	7-8.....	1942403
126.....	12751K.....	Steel, A904/A500 Rear(Forward) / Front(Direct Clutch) (.068") 1960-Up (Kolene).....	7-8.....	TBA
126.....	12751X.....	Steel, A904/A500 Rear(Forward) / Front(Direct Clutch)(.088") (Oversized) 1960-Up.....	AR.....	TBA
126.....	12751A.....	Steel, A999/A500, Front(Direct) Clutch (.085") (W/2 V-Notched Teeth) 1999-Up.....	4.....	1942403AC
139.....	K12BS.....	Steel Module, A904.....	1.....	TBA
139.....	K12BSHD.....	Steel Module, A904, Kolene.....	1.....	22753HP
139.....	K12NS.....	Steel Module, A500.....	1.....	TBA

A904, TF-6, A500

ILL#	Part#		QTY	REF#
139.....	K12NSHD.....	Steel Module, A500, Kolene	1	TBA
PRESSURE PLATES				
140.....	12566	Press Plate, A500 Overdrive Clutch (.373")(Front) 1988-92 (For 1993-Up Use 12141).....	1	4461048
141.....	12567	Pressure Plate, A500 OD Clutch (.216")(Rear) (Also OD Clu Front 1993-99) 1988-99	1	4461033
142.....	12569	Pressure Plate, A500 Overdrive Direct Clutch (Front) (.212")	1	4461031
142.....	12569A.....	Pressure Plate, A500 Overdrive Direct Clutch (Front) (.085")	1	TBA
143.....	12568	Pressure Plate, A500 Overdrive Direct Clutch (Rear) (.215")	1	4461030
146.....	12564	Pressure Plate, A904/A500 Forward / Direct Clutch (Flat)	1	4617176
146.....	12563	Pressure Plate, A904/A500 Direct (.216") (W/2 Missing Teeth) 1999-Up	1	TBA
149.....	12565A.....	Apply Plate, A904 Forward Clutch, .125" (3-Clutch 4 & 6-Cyl Type) 1960-Up.....	1	TBA
149.....	12565	Apply Plate, A904/A500 Forward Clutch, .110" (4-Clutch V8 Type) 1960-Up.....	1	2466281
VALVE BODY KITS				
NI.....	K22908BS.....	Valve Body Kit, A904 (Superior)	1	KTF-TC
NI.....	K22908B	Valve Body Kit, A904 (No Yo-Yo) (Transgo).....	1	SK® TFSC
NI.....	K22908NS.....	Valve Body Kit, A500 (Gas/Diesel) Superior 1989-98	1	K500-618
NI.....	K22908NJR.....	Valve Body Kit, A500 Jr. (Gas & Non-L/Up Diesels) 1988-05 (Transgo)	1	SKTFODJR
NI.....	K22908D	Valve Body Kit, A500 (Gas & L/Up Diesel) 1988-05 (Transgo).....	1	TFOD-Diesel
NI.....	K22908PS.....	Valve Body Kit, A500 (Gas/Diesel) (Superior) 1999-03	1	K500-618-L
NI.....	TF-1.....	Reprogramming Kit, A904 (Heavy Duty & Hi-Performance) (Transgo)	1	TF-1
NI.....	TFOD-HD2.....	Reprogramming Kit, A500 (Heavy Duty & Hi-Performance) (Transgo)	1	TFOD-HD2
NI.....	FTF-3	Valve Body Kit, A904 (Transaction III & IV Stage Kit) 1962-Up (Fairbanks).....	1	10430
NI.....	TF-2.....	Reprogramming Kit, A904 (Full Race) (Transgo)	1	TF-2
NI.....	10518	Valve Body Kit, A500 (Transaction III & IV Stage Kit) 1988-04 (Fairbanks)	1	10518
NI.....	TF-3.....	Reprogramming Kit, A904 (Manual Shift) (Transgo).....	1	TF-3
NI.....	TFOD-3.....	Reprogramming Kit, A500 (Manual Shift) (Transgo).....	1	TFOD-3
NI.....	TF-TV.....	Throttle Valve (TV), A500 (42RH/RE/44RE) Re-Use 95% Of VB With Worn TV Bore, No	1	TF-TV
		Special Tools Required, Will Not Work For Severely Worn Or Enlarged TV Bores (Transgo)		
SEALING RINGS				
175.....	K12950.....	Ring Kit, A904 Complete 1960-70	1	TBA
175.....	K12950C.....	Ring Kit, A904 Short 1960-Up	1	TBA
175.....	K12950A.....	Ring Kit, A904 Complete 1960-Up.....	1	TBA
175.....	K12950AT.....	Ring Kit, A904 Complete (Teflon) 1967-Up.....	1	TBA
175.....	K12950D	Ring Kit, A904 Colt	1	TBA
175.....	K12950L.....	Ring Kit, A500 1988-Up	1	TBA
175.....	K12950LT.....	Ring Kit, A500 (Teflon) 1988-Up	1	TBA
177.....	12853M.....	Ring, A904 Input Shaft (Butt Joint) (1.062" OD) (Metal) 1960-67.....	2	1941831
177.....	12853L.....	Ring, A904/A500 Input Shaft (Lock Joint) (1.062" OD) (Metal) 1968-Up.....	1-2	1401221
177.....	12853N.....	Ring, A604/A500 Input Shaft (1.062" OD) (Teflon) 1968-Up	1-2	4269592
178.....	2823K.....	Ring, A904 Rear Clutch Drum (Forward) (1.500" OD) (Metal) 1968-77	1	1323593
178.....	12855	Ring, A904/A500 Rear Clutch Drum (Forward) (1.560" OD) (Metal) 1978-Up	1	4028333
179.....	12600	Ring, A500 Stator Support (2.062" OD) (Metal) 1988-Up	2	1942389
179.....	12600A.....	Ring, A500 Stator Support (2.062" OD) (Metal, Seal Plated) 1988-Up	2	4471874
189.....	12850	Ring, A904 Governor (2.250" OD) (Butt Joint) (Metal) 1962-Up.....	2-3	1942109
189.....	12850A.....	Ring, A904 Governor (2.250" OD) (Lock Joint) (Metal) 1962-Up	2-3	2892358
189.....	12811	Ring, A500 Governor (Metal) 1989-Up	2-3	TBA
191.....	12853L.....	Ring, A904 Accumulator Piston (Small) (1.062" OD) 1960-86.....	1	1401221
191.....	12853T.....	Ring, A904/A500 Accumulator Piston (Small) (Teflon) 1987-Up.....	1	3743010
191.....	12860T.....	Ring, A500 3-4 Accumulator Piston (Small, In Valve Body) 1989-Up.....	1	TBA
192.....	12770	Ring, A904/A500 Accumulator Piston (Large) (2.00" OD) (Metal)	1	1315158
192.....	12770T.....	Ring, A904/A500 Accumulator Piston (Large) (2.00" OD) (Teflon)	1	TBA
192.....	12861T.....	Ring, A500 3-4 Accumulator Piston (Large, In Valve Body) 1989-Up.....	1	3743013
194.....	12851	Ring, A904 Kickdown Servo Piston (1.00" OD) (Metal) 1971-Up	1	3410374
194.....	2716A.....	Ring, A904 Kickdown Servo Piston (1.25" OD) (Metal) 1960-Up	1	1672287
195.....	12852	Ring, A904 Kickdown Servo Piston & Cover (Large 2.375" OD) (Metal) 1971-Up	2	3410372
195.....	2936B.....	Ring, A904 Kickdown Servo Piston & Cover (Large 2.125" OD) (Metal) 1971-Up	2	1636470
195.....	12852T.....	Ring, A500 Kickdown Servo Piston & Cover (Large 2.560" OD) 1989-Up	2	4295966
WASHERS & BEARINGS				
200.....	K12951A.....	Washer Kit, A904 1968-74.....	1	TBA
200.....	K12951BA.....	Washer Kit, A904 1974-Up	1	TBA
200.....	K12951B	Washer Kit, A904 (W/Selectives) (12 Washers) 1974-Up	1	TBA
200.....	K12951AA.....	Washer Kit, A904 1960-67.....	1	TBA
200.....	K12951E.....	Washer Kit, A500 (W/Out Selectives) 1988-Up	1	TBA
NI.....	K12951EA.....	Washer Kit, A500 (W/ Selectives) 1988-Up	1	TBA
201.....	K22906.....	Bearing Kit, A500 1989-Up (Torrington).....	1	TBA

A904, TF-6, A500

ILL#	Part#		QTY	REF#
211.....	12606	Washer, A904, Direct Drum (Front & Rear) (Fiber) (.042") 1960-67.....	2.....	2204369
211.....	12606A	Washer, A904/A500 Direct Drum (Front & Rear) (Fiber) (.062") 1968-Up.....	2.....	4617167
213.....	22414AA	Race, A500 Overdrive Piston To Hub (.108").....	1.....	4431730
213.....	22414A	Race, A500 Overdrive Piston To Hub (.123").....	1.....	4431585
213.....	22414B	Race, A500 Overdrive Piston To Hub (.138").....	1.....	4431731
213.....	22414C	Race, A500 Overdrive Piston To Hub (.155").....	1.....	4431586
213.....	22414D	Race, A500 Overdrive Piston To Hub (.168").....	1.....	4431732
213.....	22414E	Race, A500 Overdrive Piston To Hub (.183").....	1.....	4431587
213.....	22414F	Race, A500 Overdrive Piston To Hub (.198").....	1.....	4431733
213.....	22414G	Race, A500 Overdrive Piston To Hub (.213").....	1.....	4431588
213.....	22414H	Race, A500 Overdrive Piston To Hub (.228").....	1.....	4431734
213.....	22414J	Race, A500 Overdrive Piston To Hub (.243").....	1.....	4431590
213.....	12783-01K	Race Kit, A500 Overdrive Piston To Hub (Sonnax) (Contains: 1 Race, & 3 Shims).....	1.....	12783-01K
214.....	12739	Bearing, A500 Overdrive Piston To Hub.....	1.....	4446742
215.....	12737	Spacer, A500 Intermediate Shaft To Overdrive Planet (.158").....	1.....	4431916
215.....	12737A	Spacer, A500 Intermediate Shaft To Overdrive Planet (.175").....	1.....	4431917
215.....	12737B	Spacer, A500 Intermediate Shaft To Overdrive Planet (.193").....	1.....	4431918
215.....	12737C	Spacer, A500 Intermediate Shaft To Overdrive Planet (.211").....	1.....	4431919
220.....	K12738	Bearing & Race, A500 Overdrive Planet To Hub (Updated).....	1.....	4740774
222.....	12740	Bearing, A500 Overdrive Inner Sprag Race To Output Shaft (3.210" OD).....	1.....	4461014
232.....	12706	Race, A904/A500 Output Shaft Cup 1979-Up.....	1.....	4058982
232.....	12706A	Washer, A904 Output Shaft Plate Cup Race.....	1.....	4505188
232.....	12705J	Washer, A904/A500 Output Shaft (3 Outer Tabs) (.052") 1990-Up.....	1.....	4505185
232.....	12705K	Washer, A904/A500 Output Shaft (3 Outer Tabs) (.068") 1990-Up.....	1.....	4505186
232.....	12705L	Washer, A904/A500 Output Shaft (3 Outer Tabs) (.083") 1990-Up.....	1.....	4505187
232.....	K055	Shim Kit, A500 (Goes Under # 232 Washer)(3 Each .015" & .025" Shims)(Superior).....	1.....	K055
233.....	12705	Washer, A904 Output Shaft (.052") (Fiber) 1960-75.....	1.....	2538669
233.....	12705A	Washer, A904 Output Shaft (.068") (Fiber) 1960-75.....	1.....	2466169
233.....	12705B	Washer, A904 Output Shaft (.083") (Fiber) 1960-76.....	1.....	2538671
233.....	12705C	Washer, A904 Output Shaft (.052") 1-Tab 1976-78.....	1.....	3878777
233.....	12705D	Washer, A904 Output Shaft (.068") 1-Tab 1976-78.....	1.....	3878778
233.....	12705E	Washer, A904 Output Shaft (.083") 1-Tab 1976-78.....	1.....	3878779
233.....	12705F	Washer, A904/A500 Output Shaft (.052") (2 Inner Tabs) 1979-Up.....	1.....	4269196
233.....	12705G	Washer, A904/A500 Output Shaft (.068") (2 Inner Tabs) 1979-Up.....	1.....	4269197
233.....	12705H	Washer, A904/A500 Output Shaft (.083") (2 Inner Tabs) 1979-Up.....	1.....	4269198
233.....	12706A	Race, A904/A500 Output Shaft 1990-Up (Used With 12705J/K/L).....	1.....	4505188
234.....	12620	Washer, A904 Fwd Drum To Ring Gear Hub (1.410" ID, No-Tab) 1960-67.....	1.....	TBA
234.....	12620A	Washer, A904 Fwd Drum To Ring Gear Hub (1.620" ID, 1-Tab, Alum Planets) 1968-74.....	1.....	2538696
234.....	12620B	Washer, A904/A500 Fwd Drum To Ring Gear Hub (1.50" ID, 1-Tab, Steel Planets) 1975-Up.....	1.....	3681969
236.....	12620R	Washer, A998/A500 Fwd Drum To Ring Gear Hub (2-Outer Tabs) 1990-Up.....	1.....	4617775
238.....	12780B	Washer, A904, Front & Rear Planet (.060", Fits 3-Pinion Alum Planet) 1960-67.....	4.....	3743027
238.....	12780E	Washer, A904, Front & Rear Planet (.050", Fits 3-Pinion Alum Planet) 1968-74.....	4.....	TBA
238.....	12780D	Washer, A904, Front & Rear Planet (.050", Fits 4-Pinion Alum Planet) 1968-74.....	2.....	4130518
238.....	12780F	Washer, A904, Front & Rear Planet (.050", Fits 3-Pinion Steel Planet) 1975-Up.....	2.....	TBA
238.....	12780G	Washer, A904/A500, Front & Rear Planet (.050", 2.75" OD, 4-Pinion Steel Planet) 1975-Up.....	2-4.....	3681935
238.....	12780J	Washer, A998/A500, Front Planet (3.128" OD, 4-Tabs) 1979-Up.....	2.....	2538515
239.....	12780-Z	Shim Kit, A904/A500 (Goes Under # 238) (10 Per Kit) Sonnax.....	1.....	12780-Z
243.....	12659	Race, A904, Driving Shell To Sun Gear (2.690" OD, 28T) 1960-78.....	1.....	3681959
243.....	12659A	Race, A998/A999/A500, Driving Shell To Sun Gear (3.440" OD, 28T) 1979-Up.....	1.....	4471566
244.....	12736	Spacer, A904/A500 Sungear Bowl (For Large Planet).....	1.....	4130736
254.....	12735	Washer, A904/A998/A500 Rear Drum To Rear Support Snap Ring (1-Tab) 1988-89.....	1.....	4431435
NI.....	12780B	Washer, A904, Sprag Race To Rear Drum, 1960-67.....	1.....	TBA
271.....	22976A	Ball Bearing, A500 Output Shaft (Front) (2.750" ID) (W/Snap Ring Groove).....	1.....	4461008
272.....	12976A	Ball Bearing, A904 Output Shaft (Rear) (.950" ID) 1960-64.....	1.....	TBA
272.....	12976B	Bearing, A904 Output Shaft (Rear) (1.230" ID) 1965.....	1.....	TBA
272.....	12976	Ball Bearing, A904/A998 Output Shaft (Rear) (1.150" ID) (W/Snap Ring Groove) 1966-Up.....	1.....	3410465
272.....	22976C	Ball Brg, A904 Jeep Output Shaft (Rear) (1.230" ID, 2.835" OD) W/ Ring Groove, 2000-04.....	1.....	4130537
272.....	22976B	Bearing, A500 Output Shaft (Rear) (1.375" ID).....	1.....	68066491AA

GASKETS & RUBBER COMPONENTS

300.....	3795	Gasket, A904/A500 Pan, 1960-Up.....	1.....	4295875
300.....	12500	Gasket, A904/A500 Pan, Molded, 2002-Up.....	1.....	4295875AC
300.....	3795A	Gasket, A904 Pan (Small Pan / Colt/Arrow).....	1.....	3681438
305.....	13253	Gasket, A904 Extension Housing 1966-Up.....	1.....	2466954
305.....	12145A	Gasket, A500 Extension Housing 1989 (Also Fits Under Overdrive Piston Retainer).....	1.....	4471564
305.....	12145	Gasket, A500 Extension Housing 1990-Up.....	1.....	4531192
305.....	12190	Gasket, A500 Overdrive Piston Retainer To Case 1990-Up.....	1.....	TBA
305.....	13254	Gasket, A904/A500 Output Shaft Bearing Cover.....	1.....	2666049

A904, TF-6, A500

ILL#	Part#		QTY	REF#
310.....	3572.....	Gasket, A904/A500 Front Pump (14 Hole) (Retro Fits Early).....	1.....	52118266
311.....	3847.....	O-Ring, A904/A500 Front Pump.....	1.....	2204709
317.....	100127.....	Gasket, Transfer Case Adapter, 6-Bolt.....	1.....	TBA
317.....	100124.....	Gasket, Transfer Case Adapter.....	1.....	TBA
325.....	12111.....	Gasket, A500 Lock-Up & Overdrive Solenoid 1988-97.....	1.....	TBA
325.....	12111A.....	Gasket, A500 Lock-up & Overdrive Solenoid 1998-Up.....	1.....	TBA
325.....	12111B.....	Gasket, A500 Governor Pressure Solenoid 1988-Up.....	1.....	TBA
326.....	12526.....	Gasket, A904/A500 Filter.....	1.....	TBA
330.....	12198.....	Lip Seal, A500 Overdrive Clutch Piston (Inner).....	1.....	TBA
331.....	12199.....	Lip Seal, A500 Overdrive Clutch Piston (Outer).....	1.....	TBA
334.....	13289.....	Lip Seal, A904/A500 Forward Clutch Piston (Inner) 1968-Up.....	1.....	2538510
334.....	3578.....	Lip Seal, A904 Forward Clutch Piston (Inner) 1960-67.....	1.....	2125187
335.....	13311.....	Lip Seal, A904/A500 Forward Clutch piston (Outer) 1968-Up.....	1.....	2538695
336.....	13307.....	Lip Seal, A904/A500 Direct Clutch Piston (Inner) 1972-Up.....	1.....	3515176
336.....	3575.....	Lip Seal, A904 Direct Clutch Piston (Inner) 1960-71.....	1.....	1942396
336.....	13307A.....	Lip Seal, A904/A500 Direct Clutch Piston (Inner) (VAMAC) 1972-Up.....	1.....	TBA
337.....	13308.....	Lip Seal, A904/A500 Direct Piston (Outer) 1972-98.....	1.....	4085487
337.....	3576.....	Lip Seal, A904 Forward / Direct Clutch Piston (Outer) 1960-71.....	2.....	1942397
337.....	13308A.....	Lip Seal, A904/A500 Dir Cl Piston (Outer) 1999-Up (Seal In Drum And Rides On Piston OD).....	1.....	4058487AB
347.....	12448.....	O-Ring, A500 Electric Connector (15/16" Connector).....	2.....	TBA
347.....	12448A.....	O-Ring, A500 Electric Connector (1 1/16" Connector).....	2.....	TBA
349.....	13207.....	Seal, A904/A500 Throttle Lever Shaft.....	1.....	2466548
354.....	K12903D.....	D-Ring, A500 Accumulator (3 D-Rings).....	1.....	TBA
363.....	13208.....	Lip Seal, A904 Reverse Servo Piston Seal 1989-Up.....	1.....	2464462
363.....	13208V.....	Lip Seal, A500 Reverse Servo 1989-Up.....	1.....	TBA
363.....	13335.....	Lip Seal, A904 Reverse Servo Piston Seal (Colt, Arrow).....	1.....	4269736
368.....	3547A.....	O-Ring, A904/A500 Speed-O Housing (Red) 1966-Up.....	1.....	6031370
368.....	3547.....	O-Ring, A904 Speed-O Adapter 1960-65.....	1.....	1363951
369.....	3991.....	Lip Seal, A904 Speed-O Shaft To Housing 1966-76.....	1.....	TBA
369.....	3991A.....	Lip Seal, A904 Speed-O Gear Cable (Plastic Housing) 1977-89.....	1.....	TBA
371.....	3292A.....	Boot, A904/A500 Filler Tube 1997-Up.....	1.....	52118629
371.....	3291.....	O-Ring, A904/A500 Filler Tube.....	1.....	6264902
377.....	3979.....	O-Ring, A904 Neutral Switch 1960-65.....	1.....	1316849
377.....	13267.....	Gasket/Washer, A904 Neutral Safety Switch.....	1.....	2408143
NI.....	22598N.....	Gasket, Governor Pressure Solenoid, 1988-Up.....	1.....	4617216
TECHNICAL MANUALS				
400.....	TMA727/904.....	Technical Manual, A904.....	1.....	83-727904TM
400.....	TMA500.....	Technical Manual, A500, 1988-Up.....	1.....	A500
400.....	TMA500SE.....	Technical Manual, A500SE (42RE) (Cherokee, Wagoneer) 1993-Up.....	1.....	TM42RE
ELECTRICAL COMPONENTS				
410.....	K2627B.....	Neutral Switch, A904, 3-Prong (Long 2-1/2") 1969-77.....	1.....	2932820
410.....	K2627C.....	Neutral Switch, A904/A500, 3-Prong (Short 2-1/4") Screw-In (Push-On Conn) 1978-97.....	1.....	4057750
410.....	K2627D.....	Neutral Switch, A904/A500, 3-Prong, Screw-In (Clip On Conn) 1998-03.....	1.....	56028181AC
410.....	K2627E.....	Neutral Switch, A500, 5-Prong, Push-In) Square Body, 2-Bolt, 2001-Up.....	1.....	56045489AC
415.....	12955.....	Sensor/Transducer, A500 Governor Press (3-Pin Round) 1993-95.....	1.....	50-1020
415.....	22955.....	Sensor/Transducer A500 Governor Press (4-Pin Round Conn) 1996-99.....	1.....	56041403AA
415.....	22955A.....	Sensor/Transducer, A500 Gov Press (4-Blade Rectangle Conn) (Black Plastic) 2000-Up.....	1.....	56028196AD
420.....	22954.....	Solenoid, A500 Overdrive Only (2-Pin) (Hydraulic Governor) 1989-Up.....	1.....	4883714AA
420.....	12954.....	Solenoid, A500 Overdrive & Lock-Up (3-Pin) 1989-95.....	1.....	52-0264
420.....	22954B.....	Solenoid, A500 OD & L/Up (8 Pin Case Conn) (W/4 Pin Gov Sensor) 1996-99.....	1.....	52118500
420.....	K22954B.....	Sol Kit, A500 OD & L/Up (8 Pin Case Conn) (W/4 Pin Gov Sensor, Will Replace 3-Pin) 94-99.....	1.....	52-9020
420.....	22954C.....	Solenoid, A500/A518 OD & L/Up (8 Pin Case Conn, 4 Blade Gov Sens Conn) 2000-Up.....	1.....	52118500AB
425.....	12605.....	Solenoid, A904 Lock-Up (1 Wire) L1987-Up.....	1.....	4348719
425.....	12605A.....	Solenoid, A904 Lock-Up (2 Wire) 1996-Up.....	1.....	TBA
432.....	22958.....	Solenoid, A500 Gov Press 1994-Up (OEM).....	1.....	4617210
432.....	22958HD.....	Solenoid, A500 Gov Press 1994-Up (HD Borg Warner 15% More Flow Capacity Than OE).....	1.....	50185
432.....	K22958.....	Update Kit, 42RE/44RE Governor Press Solenoid, Improves Reliability Of Gov Sol & Handles Higher Base Pressure For Hi-Perf By Using A Borg Warner EPC Sol (34605C) Kit Includes : New Manifold W/ Connector/Pigtail, Borg Solenoid, 4-Bolts & Manifold Gasket.....	1.....	D-CF1
432.....	TF-GOV-SOL.....	Repair Kit, A500 Governor Pressure Solenoid 1994-Up (Transgo) (Fixes 6 Solenoids).....	1.....	TBA
436.....	92887.....	Sensor, A500SE (42RE) Output Speed Sensor (.928" OD Threads).....	1.....	4800879
NI.....	22953.....	Sensor, A500, ABS, Differential ("RWAL") Some 1998-02 Trucks & SUV's, Updated Design: Corrects ABS Light On Or Speedometer Not Working.....	1.....	52028187AE
444.....	12983.....	Connector, A904 Case (Pass Thru) (1 Wire) L1987-Up.....	1.....	TBA
444.....	12983A.....	Connector, A904 Case (Pass Thru) (2 Wire) 1996-Up.....	1.....	TBA
445.....	K22986.....	Repair Kit, A500 External Wire Harn (8 Pin Conn W/8 Crimp Style Conn) 1993-Up Rostra.....	1.....	350-0062

A904, TF-6, A500

ILL#	Part#		QTY	REF#
445.....	12984.....	Wire Harness, A500 External Lock-Up Eliminator.....	1.....	83506534
447.....	RECAL-CH.....	Recalibrator, Chrysler Electronic Speedometers.....	1.....	RECAL-CH
447.....	12985.....	Inverter, A500 Overdrive.....	1.....	TBA
MISCELLANEOUS COMPONENTS				
483.....	12130.....	Park Reaction Plug, A904.....	1.....	TBA
484.....	12784.....	Orifice Screen, A500 For Overdrive Piston Retainer.....	1.....	4412583
487.....	10000-03K.....	E-Clip, Chrysler Shift Linkage (10 Per Pack) Sonnax.....	1.....	TBA
487.....	22800A.....	Grommet, A904 Cross Shaft Linkage (AMC/Jeep).....	1.....	TBA
487.....	22800.....	Grommet, A904 Cross Shaft Linkage.....	1.....	3467800
487.....	22801.....	Grommet, A904 Manual Lever.....	1.....	3575333
487.....	30135.....	Hitch Pins, Chrysler.....	1.....	TBA
PUMPS & PUMP COMPONENTS				
500.....	12534.....	Pump, A904 (Fits 18-Spline Input Shaft) 1960-67.....	1.....	TBA
500.....	12537.....	Pump, A904 Non-L-Up (Fits 27-Spline, 1-Ring Input Shaft) 1968-77.....	1.....	TBA
500.....	12537A.....	Pump, A904 Non-L-Up (Fits 27-Spline, 1-Ring Input, 5-Clu Direct Drum) 1975-77.....	1.....	TBA
500.....	12540.....	Pump, A904 Non-L-Up (Colt/Arrow Type, 1-Ring Input Shaft) 1974-77.....	1.....	TBA
500.....	12540A.....	Pump, A904 Non-L-Up (Colt/Arrow Type, 2-Ring Input Shaft) 1978-Up.....	1.....	TBA
500.....	12538.....	Pump, A904 Non-L-Up (Fits 27-Spline, 2-Ring Input, 1-Bushing Direct Drum) 1978-92.....	1.....	4778553
500.....	12539A.....	Pump, A904/A500 Non-L-Up (2-Bushing Direct Drum) 1993-Up.....	1.....	TBA
500.....	12539.....	Pump, A904/A500 Lock-Up (Fits 26-Spline, 2-Ring Input, 1-Bushing Direct Drum) 1978-92.....	1.....	TBA
500.....	12539C.....	Pump, A904/A500 Lock-Up (ECT Type, Small Inlet, 2-Bushing Direct Drum) 1993-94.....	1.....	TBA
500.....	12539B.....	Pump, A904/A500 Lock-Up (ECT Type, Large Inlet, 2-Bushing Direct Drum) 1995-Up.....	1.....	4778552
510.....	12535.....	Pump Body W/Gears, A904 Non L-Up 1960-77.....	1.....	TBA
510.....	12535A.....	Pump Body W/Gears, A904/A500 Non L-Up & L-Up (2-Lugs On Inner Gear) 1978-Up.....	1.....	4130192
510.....	12535B.....	Pump Body W/Gears, A904/A500 L-Up (Small Inlet, 2-Flats On Pump Gear) 1993-Up.....	1.....	TBA
510.....	12535C.....	Pump Body W/Gears, A500 L-Up (Large Inlet, ECT Type, 2-Flats On Pump Gear) 1995-Up.....	1.....	52118267
520.....	12781E.....	Stator, A904 (Fits 18-Spline Input Shaft) 1960-67.....	1.....	TBA
520.....	12781.....	Stator, A904 Non-L-Up (Fits 27-Spline, 1-Ring Input, 3 & 4-Clu Direct Drum) 1968-77.....	1.....	2538409
520.....	12781C.....	Stator, A904 Non-L-Up (Fits 27-Spline, 1-Ring Input, 5-Clu Direct Drum) 1975-77.....	1.....	TBA
520.....	12781A.....	Stator, A904/A500 Non-L-Up (Fits 27-Spline, 2-Ring Input, 1-Bushing Direct Drum) 1978-92.....	1.....	4058941
520.....	12781D.....	Stator, A904 Non-L-Up (Colt/Arrow Type, 1-Ring Input Shaft) 1974-77.....	1.....	TBA
520.....	12781F.....	Stator, A904 Non-L-Up (Colt/Arrow Type, 2-Ring Input Shaft) 1978-Up.....	1.....	TBA
520.....	12781J.....	Stator, A904/A500 Non-L-Up (2-Bushing Direct Drum) 1993-Up.....	1.....	TBA
520.....	12781B.....	Stator, A904/A500 Lock-Up (Fits 26-Spline, 2-Ring Input, 1-Bushing Direct Drum) 1978-92.....	1.....	4058413
520.....	12781HA.....	Stator, A904/A500 Lock-Up (ECT Type, Small Inlet, 2-Bushing Direct Drum) 1993-94.....	1.....	TBA
520.....	12781H.....	Stator, A904/A500 Lock-Up (ECT Type, Large Inlet, 2-Bushing Direct Drum) 1995-Up.....	1.....	52118297
530.....	K12762.....	Pump Gears, A904 (.747" Lug-Type) 1960-77.....	1.....	3621478
530.....	K12762A.....	Pump Gears, A904/A500 (.748" Lug-Type) 1978-92.....	1.....	3780238
530.....	K12672B.....	Pump Gears, A904/A500 (.749" Lug-Type) 1978-92.....	1.....	TBA
530.....	K12762C.....	Pump Gears, A904/A500 (2-Flats On Inner Gear Type) 1993-Up.....	1.....	TBA
DRUMS, PISTON KITS & CLUTCH HUBS				
551.....	12640A.....	Drum, A500 Overdrive Direct (6-8 Clutch) 1988-Up.....	1.....	4461040
551.....	12640.....	Drum, A500 Overdrive Direct (8-10 Clutch) 1990-Up.....	1.....	4461089
554.....	12117.....	Drum, A904, Fwd W/ Input (3-Clu, 18-Spline) 1960-67.....	1.....	TBA
554.....	12118.....	Drum, A904, Fwd W/ Input (4-Clu, 18-Spline) 1960-67.....	1.....	TBA
554.....	12119.....	Drum, A904, Fwd W/ Input (3-Clu, 27-Spline, 1-Ring Input, 1.125" Dir Cl Hub, 6-Cyl) 1968-77.....	1.....	TBA
554.....	12121.....	Drum, A904, Fwd W/ Input (4-Clu, 27-Spline, 1-Ring Input, 1.125" Dir Cl Hub, V8) 1968-77.....	1.....	TBA
554.....	12122.....	Drum, A904, Fwd W/ Input (4-Clu, 27-Spline, 1-Ring Input, 1.25" Dir Cl Hub, 5.9L V8) 1975-77.....	1.....	TBA
554.....	12125.....	Drum, A904, Fwd W/ Input, Colt/Arrow (3-Clu, 27-Spline, 1-Ring Input) 1974-77.....	1.....	TBA
554.....	12126.....	Drum, A904, Fwd W/ Input, Colt/Arrow (3-Clu, 27-Spline, 2-Ring Input) 1978-79.....	1.....	TBA
554.....	12127.....	Drum, A904, Fwd W/ Input, D-50 Type (4-Clu, 23-Spline, 2-Ring Input) 1979-93.....	1.....	TBA
554.....	12127A.....	Drum, A904, Fwd W/ Input, Jeep 2.5L (3-Clu, 23-Spline) 1982-86.....	1.....	TBA
554.....	12127B.....	Drum, A904, Fwd W/ Input, Jeep 2.8L (4-Clu, 23-Spline) 1982-86.....	1.....	TBA
554.....	12122B.....	Drum, A904, Fwd W/ Input, Jeep 2.5L (4-Clu, 22-Spline) 1994-Up.....	1.....	TBA
554.....	12123.....	Drum, A904/A500, Fwd W/ Input Non L-Up (4-Cl, 27-Spl, 2-Rg Input, *2-Tab #232 Wshr*) 78-89.....	1.....	TBA
554.....	12122C.....	Drum, A904/A500, Fwd W/ Input Non L-Up (4-Cl, 27-Spl, 2-Rg Input, *3-Tab #232 Wshr*) 90-Up.....	1.....	TBA
554.....	12124.....	Drum, A904/A500, Fwd W/ Input L-Up (4-Clu, 26-Spline, *2-Tab #232 Wshr*) 1978-89.....	1.....	TBA
554.....	12122A.....	Drum, A904/A500, Fwd W/ Input L-Up (4-Clu, 26-Spline, *3-Tab #232 Wshr*) 1990-Up.....	1.....	TBA
555.....	12560A.....	Drum, A904 Direct (3-Clutch, 6-Cyl (Early Lip Seal Type) 1960-71.....	1.....	TBA
555.....	12560.....	Drum, A904 Direct (4-Clutch, V8 (Early Lip Seal Type) 1960-71.....	1.....	TBA
555.....	12560BA.....	Drum, A904 Direct (3-Clutch, 6-Cyl (Late Lip Seal Type) 1972-77.....	1.....	TBA
555.....	12560B.....	Drum, A904 Direct (4-Clutch, V8 (Late Lip Seal Type) 1972-77.....	1.....	TBA
555.....	12560CA.....	Drum, A904/A500 Direct (4-Clu, Beveled Bottom, 1-Bsh, 6.0" OD Lugs To Shell) 1978-91.....	1.....	TBA
555.....	12560C.....	Drum, A904/A500 Direct, V8 (5-Clu, Beveled Bottom, 1-Bsh, 6.0" OD Lugs To Shell) 1975-91.....	1.....	3743382
555.....	12560H.....	Drum, A904/A500 Direct (4-Clu, 1-Bsh, 6.25" OD Lugs To Shell) 1992.....	1.....	TBA

A904, TF-6, A500

ILL#	Part#		QTY	REF#
555.....	12560FA.....	Drum, A904/A500 Direct (5-Clu, 1-Bsh, 6.25" OD Lugs To Shell) 1992.....	1.....	TBA
555.....	12560D.....	Drum, A904/A500 Direct (4-Clu, 2-Bsh, 6.25" OD Lugs To Shell) 1993-98.....	1.....	3515707
555.....	12560F.....	Drum, A904/A500 Direct (5-Clu, 2-Bsh, 6.25" OD Lugs To Shell) 1993-98.....	1.....	TBA
555.....	12560G.....	Drum, A904/A500 Direct (4-Clu, 6.25" OD Lugs To Shell, Outer Lip Seal Groove) 1999-Up.....	1.....	TBA
555.....	12560J.....	Drum, A904/A500 Direct (5-Clu, 6.25" OD Lugs To Shell, Outer Lip Seal Groove) 1999-Up.....	1.....	TBA
556.....	12156.....	Drum, A904, Reverse (47-Spline, Narrow Sprag Race Type) 1960-64.....	1.....	TBA
556.....	12158.....	Drum, A904, Reverse (47-Spline, Wide Sprag Race Type) 1965-71.....	1.....	TBA
556.....	12159.....	Drum, A904, Reverse (24-Spline, 10-Roller Sprag, No-Lip) 1972-78.....	1.....	4130867
556.....	12159B.....	Drum, A904, Reverse (24-Spline, 10-Roller Sprag, W/ Lip) (Will Replace 12159) 1979-87.....	1.....	TBA
556.....	12157.....	Drum, A904/A500, Reverse (24-Spline, 12-Roller Sprag, W/ Washer To Support) 1988-89.....	1.....	4637956
556.....	12157A.....	Drum, A904/A500, Reverse (24-Spline, 12-Roller Sprag, No Washer To Support) 1990-Up.....	1.....	TBA
564.....	K12562.....	Piston Kit, A904/A500 For All Forward Drums.....	1.....	TBA
565.....	K12561.....	Piston Kit, A904, Direct Clutch (Early Lip-Seal Type) 1960-71.....	1.....	TBA
565.....	K12561A.....	Piston Kit, A904, Direct Clutch (Flat Bottom Drum Type) 1972-77.....	1.....	TBA
565.....	K12561B.....	Piston Kit, A904/A500, Direct Clutch (Beveled Bottom Drum Type) 1975-98.....	1.....	TBA
565.....	K12561C.....	Piston Kit, A904/A500, Direct Clutch (No O-Ring On Piston Type) 1999-Up.....	1.....	TBA
570.....	12672.....	Clutch Hub, A500 Overdrive Clutch (3" Tall) 1988-Up.....	1.....	4461072
PLANETS, RING GEARS & SUN GEARS				
580.....	12656.....	Planet, Overdrive, 4-Gear, 22-Degree, 1988-93.....	1.....	4461017
580.....	12656C.....	Planet, Overdrive, 4-Gear, 15-Degree, 1994-Up.....	1.....	4798520
580.....	12656D.....	Planet, Overdrive, 5-Gear, 22-Degree, 1988-93.....	1.....	TBA
580.....	12656B.....	Planet, Overdrive, 5-Gear, 15-Degree, 1994-Up.....	1.....	TBA
580.....	12656E.....	Planet, Overdrive, 6-Gear, 22-Degree, 1988-93.....	1.....	TBA
580.....	12656EA.....	Planet, Overdrive, 6-Gear, 15-Degree, 1994-Up.....	1.....	5093158AA
580.....	K12656.....	Planet Kit, OD, 4-Gear, 22-Degree (Planet, Sun Gear, Ring Gear) 1988-93.....	1.....	TBA
580.....	K12656C.....	Planet Kit, OD, 4-Gear, 15-Degree (Planet, Sun Gear, Ring Gear) 1994-Up.....	1.....	TBA
580.....	K12656D.....	Planet Kit, OD, 5-Gear, 22-Degree (Planet, Sun Gear, Ring Gear) 1988-93.....	1.....	TBA
580.....	K12656B.....	Planet Kit, OD, 5-Gear, 15-Degree (Planet, Sun Gear, Ring Gear) 1994-Up.....	1.....	TBA
580.....	K12656BR.....	Planet Kit, OD, 5-Gear, 15-Deg (Planet, Sun Gear, Ring Gear, OD Brg & Plate) ALL, 1988-Up.....	1.....	TBA
580.....	K12656E.....	Planet Kit, OD, 6-Gear, 22-Degree (Planet, Sun Gear, Ring Gear) 1988-93.....	1.....	TBA
580.....	K12656EA.....	Planet Kit, OD, 6-Gear, 15-Degree (Planet, Sun Gear, Ring Gear) 1994-Up.....	1.....	TBA
582.....	12135AA.....	Planet, A904 Front (3-Gear, Alum, Small OD Hub To Ring Gear) 1960-67.....	1.....	TBA
582.....	12135A.....	Planet, A904 Front (3-Gear, Alum, Large OD Hub To Ring Gear) 1968-74.....	1.....	TBA
582.....	12135.....	Planet, A904 Front (4-Gear, Alum, Large OD Hub To Ring Gear) 1968-74.....	1.....	TBA
582.....	12135B.....	Planet, A904 Front (3-Gear, Steel) 1975-92.....	1.....	TBA
582.....	12135D.....	Planet, A904, Front (4-Gear, Steel, Small, 4-3/8" OD) 1975-92.....	1.....	TBA
582.....	12135C.....	Planet, A904/A500 Front (4-Gear, Steel, Large, 5.0" OD) 1979-Up.....	1.....	4130518
582.....	K12135AA.....	Planet, Hub & Ring Gr, A904 Front (3-Gear, Alum, Small OD Hub To Ring Gear) 1960-67.....	1.....	TBA
582.....	K12135A.....	Planet, Hub & Ring Gr, A904 Front (3-Gear, Alum, Large OD Hub To Ring Gear) 1968-74.....	1.....	TBA
582.....	K12135.....	Planet, Hub & Ring Gr, A904 Front (4-Gear, Alum, Large OD Hub To Ring Gear) 1968-74.....	1.....	TBA
582.....	K12135B.....	Planet, Hub & Ring Gr, A904 Front (3-Gear, Steel) 1975-92.....	1.....	TBA
582.....	K12135D.....	Planet, Hub & Ring Gr, A904, Front (4-Gear, Steel, Small, 4-3/8" OD) 1975-92.....	1.....	TBA
582.....	K12135C.....	Planet, Hub & Ring Gr, A904/A500 Front (4-Gear, Steel, Large, 5.0" OD) 1979-89.....	1.....	TBA
582.....	K12135CA.....	Planet, Hub & Ring Gr, A904/A500 Front (4-Gear, Steel, Large, 5.0" OD) 1990-Up.....	1.....	TBA
584.....	12652AA.....	Planet, A904 Rear (3-Gear, Alum) 1960-74.....	1.....	TBA
584.....	12652A.....	Planet, A904 Rear (4-Gear, Alum) 1968-74.....	1.....	TBA
584.....	12652.....	Planet, A904 Rear (3-Gear, Steel) 1975-Up.....	1.....	TBA
584.....	12652B.....	Planet, A904/A500 Rear (4-Gear, Steel) 1975-Up.....	1.....	4431438
584.....	K12652AA.....	Planet, Hub & Ring Gr, A904 Rear (3-Gear, Alum) 1960-74.....	1.....	TBA
584.....	K12652A.....	Planet, Hub & Ring Gr, A904 Rear (4-Gear, Alum) 1968-74.....	1.....	TBA
584.....	K12652.....	Planet, Hub & Ring Gr, A904 Rear (3-Gear, Steel) 1975-Up.....	1.....	TBA
584.....	K12652B.....	Planet, Hub & Ring Gr, A904/A500 Rear (4-Gear, Steel) 1975-Up.....	1.....	TBA
590.....	12658.....	Ring Gear, A500 OD Planet (22.5 Degree) 1989-93.....	1.....	4461012
590.....	12658C.....	Ring Gear, A500 OD Planet (15 Degree) 1994-Up.....	1.....	4761010
592.....	12150.....	Ring Gear & Hub, A904, Forward (Small ID Planet Hub, 6-Cyl) 1960-67.....	1.....	TBA
592.....	12150A.....	Ring Gear & Hub, A904, Forward (Small ID Planet Hub, V8) 1960-67.....	1.....	TBA
592.....	12150B.....	Ring Gear & Hub, A904, Forward (Large ID Alum Planet Hub) 1968-74.....	1.....	TBA
592.....	12150BA.....	Ring Gear & Hub, A904, Forward (4.5" OD Has Bushing To Steel Planet) 1975-92.....	1.....	TBA
592.....	12150C.....	Ring Gear & Hub, A998/A500, Forward (5.0" OD No Race Under Washer Type) 1979-92.....	1.....	TBA
592.....	12150E.....	Ring Gear & Hub, A998/A500, Forward (5.0" OD 2-Tab Race Under Washer Type) 1993-Up.....	1.....	TBA
594.....	12150AA.....	Ring Gear & Hub, A904, Rear (Alum Planet Type) 1960-74.....	1.....	TBA
594.....	12150D.....	Ring Gear & Hub, A904/A998/A500 Rear (Steel Planet Type) 1975-Up.....	1.....	TBA
610.....	12655.....	Sun Gear, A500 Overdrive, Early (22.5 Degree) 1988-93.....	1.....	4461022
610.....	12655C.....	Sun Gear, A500 Overdrive, Late (15 Degree) 1994-Up.....	1.....	4778742
612.....	12654.....	Sun Gear, A904, Forward & Rear Planet (28T/ 28T) 1960-92.....	1.....	TBA
612.....	12654A.....	Sun Gear, A500/A998/A999, Forward & Rear Planet (38T/ 28T) 1979-Up.....	1.....	4130685
612.....	K12144.....	Sun Gear & Shell, A904 (6" OD Lugs To Dir Drum, 4-3/8" OD Fwd Planet Type) 1960-92.....	1.....	TBA

A904, TF-6, A500

ILL#	Part#		QTY	REF#
612.....	K12144A.....	Sun Gear & Shell, A998/A500 (6" OD Lugs To Dir Drum, 5.0" OD Fwd Planet Type) 1975-92.....	1.....	TBA
612.....	K12144B.....	Sun Gear & Shell, A998/A999/A500 (6.25" OD Lugs To Dir Drum) 1993-Up.....	1.....	TBA
SHELLS & SUPPORTS				
622.....	12144.....	Shell, A904 (6" OD Lugs To Dir Drum, 4-3/8" OD Fwd Planet Type) 1960-92.....	1.....	TBA
622.....	12144A.....	Shell, A998/A500 (6" OD Lugs To Dir Drum, 5.0" OD Fwd Planet Type) 1975-92.....	1.....	TBA
622.....	12144B.....	Shell, A998/A999/A500 (6.25" OD Lugs To Dir Drum) 1993-Up.....	1.....	4531288
622.....	K12144.....	Shell & Sun Gear, A904 (6" OD Lugs To Dir Drum, 4-3/8" OD Fwd Planet Type) 1960-92.....	1.....	TBA
622.....	K12144A.....	Shell & Sun Gear, A998/A500 (6" OD Lugs To Dir Drum, 5.0" OD Fwd Planet Type) 1975-92.....	1.....	TBA
622.....	K12144B.....	Shell & Sun Gear, A998/A999/A500 (6.25" OD Lugs To Dir Drum) 1993-Up.....	1.....	TBA
634.....	12903.....	Rear Pump, A904, 1960-65.....	1.....	TBA
634.....	12782.....	Support, A904 Output Shaft (4-Bolt To Case) 1966-87.....	1.....	2466881
634.....	12782A.....	Support, A904 Output Shaft (6-Bolt To Case) 1988-Up.....	1.....	4431433
634.....	12962U.....	Support/OD Piston Retainer, A500 Universal (W/ Or W/Out Gov Feed Hole Type) 1988-Up.....	1.....	TBA
634.....	12962N.....	Support/OD Piston Retainer, A500 (W/ Gov Feed Hole Type) 1988-95.....	1.....	4446722
634.....	12962P.....	Support/OD Piston Retainer, A500 (W/Out Gov Feed Hole Type) 1993-Up.....	1.....	4617246
634.....	12962N-01K.....	Support, A500 Piston Retainer (Standard Diameter) 1988-Up No Machining Required.....	1.....	Sonnax
634.....	12962N-02K.....	Support, A500 Piston Retainer (Oversize) 1988-Up (Rev Drum Must Be Machined).....	1.....	Sonnax
SPRAGS & ONE WAY CLUTCHES				
650.....	12865.....	Sprag, A500 Overrun Clutch (Overdrive) 1988-Up.....	1.....	4461015
654.....	K22960.....	Spring & Roller Kit, A904, Low, 1960-65.....	1.....	TBA
654.....	K12960A.....	Spring & Roller Kit, A904 (10-Spring & Roller) 1966-87.....	1.....	TBA
654.....	65727.....	Roller Clutch, A904/A500 Rear (12-Spring & Roller) 1988-Up.....	1.....	8628183
660.....	12657.....	Inner Race/Cam, A500 Overdrive Sprag 1988-Up.....	1.....	4461124
664.....	12962AA.....	Inner Race, A904 (47-Spline, Short Type) 1960-65.....	1.....	TBA
664.....	12962A.....	Inner Race, A904 (47-Spline, Tall Type) 1966-71.....	1.....	TBA
664.....	12962.....	Inner Race, A904 (24-Spline) 1972-87.....	1.....	3515618
664.....	12157.....	Race W/ Rev Drum, A904/A500 (24-Spline, 12-Roller Sprag, W/ Washer To Supp) 1988-89.....	1.....	4637956
664.....	12157A.....	Race W/ Rev Drum, A904/A500 (24-Spline, 12-Roller Sprag, No Washer To Supp) 1990-Up.....	1.....	TBA
665.....	12961.....	Outer Race, A904 Rear Sprag (7 Rivet Holes) 1960-89.....	1.....	3780221
665.....	12961N.....	Outer Race, A904/A500 Rear Sprag (12 Threaded Bolt Holes) 1988-Up.....	1.....	4431690
665.....	12961A.....	Outer Race, A904 Rear Sprag (6 Threaded Holes) 1988-Up.....	1.....	TBA
665.....	K12961A.....	Outer Race Kit, A904 Rear Sprag (Bolt In Outer Race & Retainer)(Replaces 7-Rivet) 60-89.....	1.....	TBA
SHAFTS				
670.....	**LL # 554**.....	Input Shaft Included With Forward Drum **SEE ILL #554**.....	1.....	TBA
674.....	12913.....	Intermediate Shaft, A500 (Uses 2-Inner Tab Washer To Fwd Drum) 1988-89.....	1.....	4431913
674.....	12913B.....	Intermediate Shaft, A500 (Uses 3-Outer Tab Washer To Fwd Drum) 1990-Up.....	1.....	4617604
678.....	12160A.....	Output Shaft, A904 (20.25" Long, Rear Bearing Type) 1960-64.....	1.....	TBA
678.....	12160B.....	Output Shaft, A904 (25.625" Long, Rear Bearing Type) 1961-64.....	1.....	TBA
678.....	12160C.....	Output Shaft, A904 (20.25" Long, Rear Bushing Type) 1965.....	1.....	TBA
678.....	12160D.....	Output Shaft, A904 (25.625" Long, Rear Bushing Type) 1965.....	1.....	TBA
678.....	12160.....	Output Shaft, A904 2WD (21.5" Long, No-Tab Washer Type) 1966-75.....	1.....	TBA
678.....	12160E.....	Output Shaft, A904 2WD (21.5" Long, 1-Tab Washer Type) 1976-78.....	1.....	TBA
678.....	12160H.....	Output Shaft, A904 2WD (21.5" Long, 2-Tab Washer Type) 1979-89.....	1.....	TBA
678.....	12160HA.....	Output Shaft, A904 2WD (21.5" Long, 3-Tab Washer Type) 1990-Up.....	1.....	TBA
678.....	12160N.....	Output Shaft, A500 2WD (16.25" Long, Non-Electronic, Small 1-1/16" Gov Key) 1988-95.....	1.....	TBA
678.....	22173A.....	Output Shaft, A500 2WD (16.25" Long, Non-Electronic, Large 1-7/16" Gov Key) 1988-95.....	1.....	TBA
678.....	12160NB.....	Output Shaft, A500 2WD (16.25" Long, Electronic, W/ Speedo, No Gov Key) 1993-97.....	1.....	TBA
678.....	22173B.....	Output Shaft, A500 2WD (16.25" Long, Electronic, No Speedo, No Gov Key Slot) 1998-Up.....	1.....	TBA
678.....	12160J.....	Output Shaft, A904 4WD (12.25" Long, Eagle Type) 1979-89.....	1.....	TBA
678.....	12160NA.....	Output Shaft, A904 4WD (14.75" Long, Dakota Type) 1979-89.....	1.....	TBA
678.....	22173.....	Output Shaft, A500 4WD (9.25" Long, Non-Electronic, Small 1-1/16" Gov Key) 1988-95.....	1.....	TBA
678.....	22173AA.....	Output Shaft, A500 4WD (9.25" Long, Non-Electronic, Large 1-7/16" Gov Key) 1988-95.....	1.....	TBA
678.....	22173C.....	Output Shaft, A500 4WD (9.25" Long, Electronic, No Gov Key Slot) 1993-Up.....	1.....	TBA
678.....	22173D.....	Output Shaft, A500 4WD (5.25 Long, No Pilot Type, 1-7/8" Spline) 1993-Up.....	1.....	TBA
678.....	22173DHP.....	Output Shaft, A500 4WD (5.25 Long, No Pilot Type, 1-7/8" Spline) HD/Hi-Perf, 1993-Up.....	1.....	TBA
678.....	22173DA.....	Output Shaft, A500 4WD (5.25 Long, W/ Pilot Type, 1-1/8" Spline Length) 1993-Up.....	1.....	TBA
678.....	12160P.....	Pin, A904/A500 Pilot (Presses Into End Of Output Shaft) 1978-89.....	1.....	4130088
678.....	22171A-02K.....	Pin/Plug Kit, A500 Pilot Pin (Goes In Intern Shaft) W/ Orifice Plug For Rear Of Shaft, 1990-Up.....	1.....	Sonnax
GOVERNORS				
680.....	K12200.....	Governor W/ Support, A904, 1960-65.....	1.....	TBA
680.....	K12203.....	Governor W/ Support, A904, 1966-Up.....	1.....	TBA
680.....	K12802.....	Governor, W/ Support, A500 (Large Valve Is Alum) 1988-95.....	1.....	TBA
680.....	K12802E.....	Governor, W/ Support, A500 (Large Valve Is Steel) 1988-95.....	1.....	TBA
680.....	K22803B.....	Governor, W/ Support, A500 (Large Valve Is Brass) 1988-95.....	1.....	TBA

A904, TF-6, A500

ILL#	Part#		QTY	REF#
681.....	K038.....	Valve, A500 Governor (Large, Steel) Superior.....	1.....	TBA
681.....	12802-01.....	Valve, A500 Governor (Large, Aluminum) (Sonnax).....	1.....	TBA
681.....	12802.....	Repair Kit, A500 Governor (W/Weights & Springs).....	1.....	TBA
685.....	12200.....	Support W/ Governor, A904, 1960-65.....	1.....	TBA
685.....	12203.....	Support W/ Governor, A904, 1966-Up.....	1.....	TBA
685.....	12194.....	Support, A904 Governor (2 Ring).....	1.....	TBA
685.....	12800.....	Support, A500 Governor (3 Ring) 1988-98.....	1.....	4461009
688.....	12621.....	Bracket, A904/A500 Governor Bolt.....	1.....	TBA
697.....	12801.....	Sleeve / Retainer, A500 Governor Support.....	1.....	4461002
VALVE BODIES (DACCO VB#)				
740.....	CR-2701.....	Valve Body, A904 Non Lock-Up 1978-Up.....	1.....	TBA
740.....	CR-2702.....	Valve Body, A904 Lock-Up 1-Wire Solenoid 1987-Up.....	1.....	TBA
740.....	CR-2703.....	Valve Body, A904 Lock-Up No Solenoid 1978-Up.....	1.....	TBA
740.....	CR-2704.....	Valve Body, A904 Lock-Up 2-Wire Solenoid 1994-Up.....	1.....	TBA
740.....	CR-2706.....	Valve Body, A500 Hydraulic (W/1 Single Solenoid).....	1.....	TBA
740.....	CR-2707.....	Valve Body, A500 Hydraulic (With 2 Solenoids W/O Boost Tube W/O Boost Valve, Small Port.....	1.....	TBA
740.....	CR-2707B.....	Valve Body, A500 Hydraulic (With 2 Solenoids W/O Boost Tube W/ Boost Valve, Small Port.....	1.....	TBA
740.....	CR-2707D.....	Valve Body, A500 Hydraulic (With 2 Solenoids W/ Boost Tube W/ Boost Valve, Small Port.....	1.....	TBA
740.....	CR-2708.....	Valve Body, A500 Hydraulic (With 2 Solenoids W/ Boost Tube W/ Boost Valve, Large Port.....	1.....	TBA
740.....	CR-2709.....	Valve Body, A500 Electronic, Round Early Gov Press. Sensor, Small Port.....	1.....	TBA
740.....	CR-2710.....	Valve Body, A500 Electronic, Round Early Gov Press. Sensor, Large Port.....	1.....	TBA
740.....	CR-2712.....	Valve Body, A500 Electronic, Square Late Gov Press. Sensor, Large Port.....	1.....	TBA
740.....	CR-2713.....	Valve Body, A500 Electronic, Square Late Gov Press. Sensor, Large Port, Late Style Manual Lever.....	1.....	TBA
VALVE BODIES				
740.....	12229AB.....	Valve Body, A904 (Cable Control Park, 1-Prong Neut Safety) 1960-64.....	1.....	TBA
740.....	12229AC.....	Valve Body, A904 (Cable Control Park, 2-Prong Neut Safety) 1965.....	1.....	TBA
740.....	12229AD.....	Valve Body, A904 (Park Rod, 2-Prong Neut Safety) 1966-68.....	1.....	TBA
740.....	12229AA.....	Valve Body, A904 (No Partial Kickdown Valve, No Checkball Type) 1969-71.....	1.....	TBA
740.....	12229AE.....	Valve Body, A904 (W/ Partial Kickdown Valve, No Checkball Type) 1969-71.....	1.....	TBA
740.....	12229BB.....	Valve Body, A904 (Colt, Arrow, D-50, Mitsubishi Import Type) 1974-Up.....	1.....	TBA
740.....	12229A.....	Valve Body, A904 Non-L-Up (No Partial Kickdown Valve, W/ Checkball Type) 1972-Up.....	1.....	TBA
740.....	12229BA.....	Valve Body, A904 Non-L-Up (W/ Partial Kickdown Valve, W/ Checkball Type) 1972-Up.....	1.....	TBA
740.....	12229B.....	Valve Body, A904 L-Up (No L-Up Solenoid Type) 1978-86.....	1.....	TBA
740.....	12229BC.....	Valve Body, A904 L-Up (W/ L-UP Solenoid, 1-Wire) 1987-95.....	1.....	TBA
740.....	12229BD.....	Valve Body, A904 L-Up (W/ L-UP Solenoid, 2-Wire) 1996-Up.....	1.....	TBA
740.....	12229C.....	Valve Body, A500 Non-L-Up (2-Pin Conn, No-Boost Tube Type) 1988-92.....	1.....	TBA
740.....	12229DA.....	Valve Body, A500 Non-L-Up (2-Pin Conn, W/ Boost Tube Type) 1993-Up.....	1.....	TBA
740.....	12229D.....	Valve Body, A500 L-Up (3-Pin Conn, No-Boost Tube Type) 1988-92.....	1.....	TBA
740.....	12229DB.....	Valve Body, A500 L-Up (3-Pin Conn, W/ Boost Tube Type) 1993-95.....	1.....	TBA
740.....	12229DE.....	Valve Body, A500 (8-Pin Conn, Electronic 3-Pin Round Gov Sensor, 3-Pin Neut Sw) 1993-95.....	1.....	TBA
740.....	12229DG.....	Valve Body, A500 (8-Pin Conn, Electronic 4-Pin Round Gov Sensor, 3-Pin Neut Sw) 1996-99.....	1.....	TBA
740.....	12229DH.....	Valve Body, A500 (8-Pin Conn, Electronic 4-Pin Square Gov Sensor, 3-Pin Neut Sw) 2000.....	1.....	TBA
740.....	12229DJ.....	Valve Body, A500 (8-Pin Conn, Electronic 4-Pin Square Gov Sensor, 5-Pin Neut Sw) 2001-Up.....	1.....	TBA
VALVE BODY COMPONENTS				
741.....	22229-03.....	Neutral Safety Back-Up Insulator, A904/A500 (Replaces Plastic Piece On Manual Shaft Lev).....	1.....	Sonnax
741.....	22771A-01.....	Switch Valve, A500, OE Size, (Prevents Lock-Up Shudder)(Sonnax).....	1.....	TBA
741.....	13923.....	Check Ball, A904/A500 11/32" OD (Torlon).....	1.....	TBA
741.....	22771-12K.....	Detent Ball & Sleeve Kit, A904/A500, Requires 22771-TL12.....	1.....	Sonnax
741.....	22771A-13.....	Switch Valve, A500 (Oversize) (Sonnax) Must Use Reamer 22771A-TL13.....	1.....	TBA
771.....	22771A-TL13.....	Reamer Set, For 22771A-13.....	1.....	TBA
741.....	22999-01.....	Retainers, A500 TCC Boost Valve Spring (Sonnax) (5 Pieces).....	1.....	TBA
741.....	K065.....	Plate, A500 TCC Boost Valve (Superior) With Retainer To Hold Spring In.....	1.....	TBA
741.....	K12790.....	Spring Kit, A904 Lock-Up Delay (Spring & Plate).....	1.....	TBA
741.....	22771-14K.....	Plug Kit, A904/A500 VB Gov Bore (1ea 1-2 Gov Plug, 1ea 2-3 Gov Plug & 3-Teflon Seals).....	1.....	Sonnax
741.....	22771-09.....	Manual Valve, A904/A500 (Allows Converter Charge In Park)(Sonnax).....	1.....	TBA
741.....	SC42RHE.....	Sure Cure kit, A500 (Sonnax).....	1.....	TBA
741.....	K074.....	Throttle Valve Kit, A500, Steel Valve & Plunger (Superior).....	1.....	K074
741.....	22771-HDK.....	Throttle Valve Kit, A904/A500, High Performance (Sonnax).....	1.....	TBA
741.....	22771-01K.....	Throttle Valve Kit, A904/A500, OE Size, (Valve, Plunger, Springs & Sleeve)(Sonnax).....	1.....	TBA
741.....	22771-02K.....	Throttle Valve Kit, A904/A500 (Oversize) (Valve, Plunger, Springs & Sleeve)(Sonnax).....	1.....	TBA
		F-22771-TL Reamer & VB-FIX Required).....		
741.....	22771A-10K.....	Valve, A904/A500 Lube Regulated Pressure Valve (Reduces Converter Drain Back).....	1.....	TBA
		(Sonnax) For 1994-Up A500 "RH & RE" Units As Well As 1978-Up A904 Transmissions.....		
741.....	12229-01K.....	Plug Kit, A904 Regulated Pressure Valve Plug & Sleeve Kit, 1ea Plug & 1ea Sleeve (Sonnax).....	1.....	TBA
747.....	TF-PLT-94B.....	Plate, A500 Valve Body (Small Case W/Out Lock-Up Boost Tube) 1988-94 (Transgo).....	1.....	TBA

ILL#	Part#		QTY	REF#
747.....	TF-PLT-95S.....	Plate, A500 Valve Body (Large Case W/ Lock-Up Boost Tube) 1995-02 (Transgo).....	1.....	TBA
CASES, PANS & CASE COMPONENTS				
760.....	12180P.....	Case, A904 (6-Cyl, Rear Pump Type) 1960-65.....	1.....	TBA
760.....	12180PA.....	Case, A904 (V8, Rear Pump Type) 1960-65.....	1.....	TBA
760.....	12182C.....	Case, A904 (6-Cyl) 1966-71.....	1.....	TBA
760.....	12181AB.....	Case, A904 (V8) 1966-71.....	1.....	TBA
760.....	12180C.....	Case, A904 (Colt, Arrow, D-50, Mitsubishi Import Type) 1974-Up.....	1.....	TBA
760.....	12181M.....	Case, A904 AMC/Jeep Non L-Up (3.8L/4.2L/5.0L, 4-Bolt Rear Supp) 1972-87.....	1.....	TBA
760.....	12181MA.....	Case, A904 AMC/Jeep L-Up (3.8L/4.2L/5.0L, 4-Bolt Rear Supp) 1978-87.....	1.....	TBA
760.....	12180G.....	Case, A904 Jeep Non L-Up (2.5L, Chevy Bolt Pattern) 1982-86.....	1.....	TBA
760.....	12181N.....	Case, A904 Jeep L-Up (2.8L V-6, Chevy S-10 Bolt Pattern) 1982-86.....	1.....	TBA
760.....	12181MB.....	Case, A904 Jeep L-Up (4.0L/4.2L, 6-Bolt Supp, No L-Up Sol Conn Hole) 1988-Up.....	1.....	TBA
760.....	12181MC.....	Case, A904 Jeep L-Up (4.0L/4.2L, 6-Bolt Supp, 1/4" Conn Hole For 1-Wire L-Up Sol) 1988-Up.....	1.....	TBA
760.....	12181MD.....	Case, A904 Jeep L-Up (4.0L, 6-Bolt Supp, 3/8" Conn Hole For 2-Wire L-Up Sol) 1988-Up.....	1.....	TBA
760.....	12182CA.....	Case, A904 Non L-Up (225 L-6, 4-Bolt Rear Supp) 1972-87.....	1.....	TBA
760.....	12180J.....	Case, A904 Non L-Up (V8, 4-Bolt Rear Supp) 1972-87.....	1.....	TBA
760.....	12182CB.....	Case, A904 L-Up (225 L-6, 4-Bolt Rear Supp, No L-Up Sol Conn Hole) 1978-86.....	1.....	TBA
760.....	12180JA.....	Case, A904 L-Up (V8, 4-Bolt Rear Supp, No L-Up Sol Conn Hole) 1978-86.....	1.....	TBA
760.....	12182CC.....	Case, A904 L-Up (225 L-6, 4-Bolt Rear Supp, 1/4" Conn Hole For 1-Wire L-Up Sol) 1987.....	1.....	TBA
760.....	12180JB.....	Case, A904 L-Up (3.9L & V8, 4-Bolt Rear Supp, 1/4" Conn Hole For 1-Wire L-Up Sol) 1987.....	1.....	TBA
760.....	12181V.....	Case, A904 L-Up 4WD Dakota, 11-Bolt Bell (3.9L & V8, 1/4" Conn Hole For 1-Wire L-Up) 88-89.....	1.....	TBA
760.....	12180JC.....	Case, A904 L-Up (3.9L & V8, 6-Bolt Rear Supp, 1/4" Conn Hole For 1-Wire L-Up Sol) 1988-89.....	1.....	TBA
760.....	12180JD.....	Case, A904 L-Up (3.9L & V8, 6-Bolt Rear Supp, 1/4" Conn Hole For 1-Wire L-Up Sol) 1990-95.....	1.....	TBA
760.....	12180JE.....	Case, A904 L-Up (3.9L & V8, 6-Bolt Rear Supp, 3/8" Conn Hole For 2-Wire L-Up Sol) 1996-Up.....	1.....	TBA
760.....	12181P.....	Case, A500 2WD (10-Bolt Bell, 3.9L & V8, .90" OD 2/3-Pin Conn, No Sensor Notch At Bell) 88-89.....	1.....	TBA
760.....	12181PA.....	Case, A500 4WD (11-Bolt Bell, 3.9L & V8, .90" OD 2/3-Pin Conn, No Sensor Notch At Bell) 88-89.....	1.....	TBA
760.....	12181QA.....	Case, A500 2WD (10-Bolt Bell, 3.9L & V8, .90" OD 2/3-Pin Conn, W/ Sensor Notch At Bell) 90-95.....	1.....	TBA
760.....	12181Q.....	Case, A500 4WD (11-Bolt Bell, 3.9L & V8, .90" OD 2/3-Pin Conn, W/ Sensor Notch At Bell) 90-95.....	1.....	TBA
760.....	12181QB.....	Case, A500 2WD (10-Bolt Bell, 3.9L & V8, 1.08" OD 8-Pin Conn, 3-Pin Neut Switch) 93-94.....	1.....	TBA
760.....	12181QC.....	Case, A500 4WD (11-Bolt Bell, 3.9L & V8, 1.08" OD 8-Pin Conn, 3-Pin Neut Switch) 93-94.....	1.....	TBA
760.....	12181QH.....	Case, A500 (RE) Jeep (4.0L, Small Pump Inlet Type) 1993-94.....	1.....	TBA
760.....	12181QF.....	Case, A500 (RE) Jeep (5.9L, Small Pump Inlet Type) 1993-94.....	1.....	TBA
760.....	12181QJ.....	Case, A500 (RE) Jeep (4.0L, Large Pump Inlet Type) 1995-00.....	1.....	TBA
760.....	12181QG.....	Case, A500 (RE) Jeep (5.9L, Large Pump Inlet Type) 1995-00.....	1.....	TBA
760.....	12181QL.....	Case, A500 2WD (10-Bolt Bell, 3.9L & V8, 1.08" OD 8-Pin Conn, 3-Pin Neut Switch) 95-00.....	1.....	TBA
760.....	12181QD.....	Case, A500 4WD (11-Bolt Bell, 3.9L & V8, 1.08" OD 8-Pin Conn, 3-Pin Neut Switch) 95-00.....	1.....	TBA
760.....	12181QM.....	Case, A500 2WD (10-Bolt Bell, 3.9L & V8, 1.08" OD 8-Pin Conn, 5-Pin Neut Switch) 01-Up.....	1.....	TBA
760.....	12181QE.....	Case, A500 4WD (11-Bolt Bell, 3.9L & V8, 1.08" OD 8-Pin Conn, 5-Pin Neut Switch) 01-Up.....	1.....	TBA
761.....	12622.....	Bracket, A500 (Holds Push-In Neut Safety Sw To Case) Screws Into Case W/2 Brackets.....	1.....	TBA
761.....	K22623A.....	Sleeve, A500 (Presses Into Case Connector Hole On Late Model Cases With .900" OD Hole).....	1.....	TBA
761.....	22179-06K.....	Sleeve Adapter Kit, A500 Neutral Safety Switch (Sleeve With O-Ring & Washer Makes 2001-Up Cases Fit Early Type Cases With The 3 Prong Neutral Safety Switch) Sonnax.....	1.....	22179-06K
761.....	22179-02.....	Sleeve, A727/A500 Shift Linkage Shaft (Use With Tool Kit 22179-06K) Sonnax.....	1.....	22179-02
765.....	12182.....	Pan, A904 1960-Up.....	1.....	TBA
765.....	12182B.....	Pan, A904 (Colt, Arrow, D-50, Mitsubishi Import Type) 1974-Up.....	1.....	TBA
765.....	12182D.....	Pan, A500(RH) (2.50" Deep, With Flat Bottom) 1988-95.....	1.....	4505089
765.....	12182DA.....	Pan, A500(RE) (2.50" Deep, With Step To Clear Gov Press Solenoid) 1993-97.....	1.....	TBA
765.....	12182DB.....	Pan, A500(RE) (3.0" Deep, No Step, This Pan For The Metal/Plastic Filter) 1998-Up.....	1.....	TBA
EXTENSION HOUSINGS & OVERDRIVE ASSEMBLIES				
770.....	12205P.....	Extension Housing, A904 (13.25" Long, Bearing At Rear Seal, Cable Park) 1960-64.....	1.....	TBA
770.....	12205PA.....	Extension Housing, A904 (18.50" Long, Bearing At Rear Seal, Cable Park) 1960-64.....	1.....	TBA
770.....	12205PB.....	Extension Housing, A904 (13.25" Long, Bushing At Rear Seal, Cable Park) 1965.....	1.....	TBA
770.....	12205PC.....	Extension Housing, A904 (18.50" Long, Bushing At Rear Seal, Cable Park) 1965.....	1.....	TBA
770.....	12205.....	Extension Housing, A904 (14.75" Long) 1966-71.....	1.....	TBA
770.....	12205AA.....	Extension Housing, A904 (14.75" Long, Bearing Snap Ring Cover On Pass Side) 1972-Up.....	1.....	TBA
770.....	12205AB.....	Extension Housing, A904 (14.75" Long, Bearing Snap Ring Cover On Bottom) 1972-Up.....	1.....	TBA
770.....	12205AC.....	Extension Housing, A904 2WD AMC (14.75" Long) 1972-Up.....	1.....	TBA
770.....	12205A.....	Adapter Housing, A904 4WD AMC/Jeep, 1979-Up.....	1.....	TBA
770.....	12205C.....	Overdrive Hsg, A500 (RH) 2WD (W/ Gov & Speedo Gear Type) 1988-95.....	1.....	TBA
770.....	12205CA.....	Overdrive Hsg, A500 (RE) 2WD (No Gov W/ Sensor, W/ Speedo Gear Type) 1993-97.....	1.....	TBA
770.....	12205CB.....	Overdrive Hsg, A500 (RE) 2WD (No Gov W/ Sensor, No Speedo Gear Type) 1998-Up.....	1.....	TBA
770.....	12205F.....	Overdrive Hsg, A500 (RH) 4WD (15.875" Long, 2-Bolt Mounting) (Can Use 12205FC) 1988-95.....	1.....	TBA
770.....	12205FB.....	Overdrive Hsg, A500 (RH) 4WD (15.875" Long, 3-Bolt Mounting) (Can Use 12205FC) 1988-95.....	1.....	TBA
770.....	12205FC.....	Overdrive Hsg, A500 (RH) 4WD (15.875" Long, 5-Bolt Mounting-Dual Pattern) 1988-95.....	1.....	TBA
770.....	12205FD.....	Overdrive Hsg, A500 (RE) 4WD (10.875" Long, No Driver Side Mounting Boss) 1993-Up.....	1.....	TBA
770.....	12205FE.....	Overdrive Hsg, A500 (RE) 4WD (10.875" Long, 2-Bolt Driver Side Mounting Boss) 1993-Up.....	1.....	TBA

A904, TF-6, A500

ILL#	Part#		QTY	REF#
770.....	K12999	Overdrive Assy, 2WD A500 (RH) W/ Gov, W/Speedo Type (ILL#861C To ILL# 770E) 88-95	1	TBA
770.....	K12999A	Overdrive Assy, 4WD A500 (RH) W/ Gov, W/Speedo Type (ILL#861C To ILL# 770E) 88-95	1	TBA
770.....	K12999B	Overdrive Assy, 2WD A500 (RE) No Gov, W/Speedo Type (ILL#861C To ILL# 770E) 93-97	1	TBA
770.....	K12999BB	Overdrive Assy, 2WD A500 (RE) No Gov, No Speedo Type (ILL#861C To ILL# 770E) 98-Up	1	TBA
770.....	K12999C	Overdrive Assy, 4WD A500 (RE) No Gov Type (ILL#861C To ILL# 770E) 93-Up	1	TBA
771.....	22706	Cover, A904/A500 Output Shaft Snap Ring (With Bolts)	1	TBA

SPEEDO COMPONENTS & SNAP RINGS

774.....	12922A	Speed-O Housing, A904 Aluminum (Cable Type)	1	TBA
774.....	12922B	Speed-O Housing, A904/A500 (Plastic) With 3 Round Prong Connectors	1	TBA
774.....	12922C	Speed-O Housing, A904/A500 (Plastic) With 3 Flat Blade Connectors	1	TBA
775.....	B-61	Bolt, A904/A500 Flex Plate To Converter	AR	TBA
779.....	22087	Pan Bolt, A904	AR	TBA
839.....	31866	Pan Magnet, Rectangle	1	TBA
839.....	31866R	Pan Magnet, Round	1	3787240
842.....	12623	Bracket, A904/A500 Speed-O Hold Down	1	TBA
844.....	12624	Key, A500 Holds Governor Support To Shaft (Half Moon)	1	TBA
844.....	12624A	Key, A500 Holds Governor Support To Shaft (Rectangle)	1	TBA
848.....	12927AA	Gear, A904/A500 Driven Speed-O (24 Teeth) With 3" Long Steel Shaft	1	TBA
848.....	12927AB	Gear, A904/A500 Driven Speed-O (29 Teeth) With 1 1/2" Long Steel Shaft	1	TBA
848.....	12927AC	Gear, A904/A500 Driven Speed-O (32 Teeth) With 1 1/2" Long Steel Shaft	1	TBA
848.....	12927AD	Gear, A904/A500 Driven Speed-O (33 Teeth) With 3" Long Steel Shaft	1	TBA
848.....	12927AE	Gear, A904/A500 Driven Speed-O (34 Teeth) With 1 1/2" Long Steel Shaft	1	TBA
848.....	12927AF	Gear, A904/A500 Driven Speed-O (36 Teeth) With 1 1/2" Long Steel Shaft	1	TBA
NI.....	K12928	Snap Ring Kit, A904 1960-Up	1	27680
NI.....	K12928A	Snap Ring Kit, A500 1988-Up	1	TBA
NI.....	K12928D	Snap Ring Kit, A500 Overdrive Section Only, 1988-Up	1	TBA
860.....	22602	Snap Ring, A500 Overdrive Clutch (Waved)	1	4461066
861.....	22610	Snap Ring, A500 Overdrive Clutch Front	1	4461082
862.....	22603	Snap Ring, A500 Overdrive Clutch (Flat)	1	4461065
863.....	22608	Snap Ring, A500 Overdrive Direct Drum To Ring Gear	2	4461060
864.....	22604	Snap Ring, A500 Overdrive Direct Clutch (Front)	1	4461032
866.....	22605	Snap Ring, A500 Overdrive Sun Gear (Round)	1	4461064
867.....	22606	Snap Ring, A500 Overdrive Sun Gear (Flat)	1	4461063
868.....	22607	Snap Ring, A500 Overdrive Ring Gear To Output Shaft	1	4461059
877.....	12602	Snap Ring, A904/A500 Forward Clutch, .043" (Bottom Wavy)	1	2466283
878.....	12601	Snap Ring, A904/A500 Forward / Direct Clutch (.060") (Top, Flat)	2	4130761
878.....	12601A	Snap Ring, A904/A500 Forward & Direct Clutch, .062" (Top, Wavy)	1	3410571
878.....	12602B	Snap Ring, A904/A500 Rear Clutch (.076") (Top, Flat)	1	TBA
878.....	12602C	Snap Ring, A904/A500 Rear Clutch (.098")	1	TBA
881.....	12613	Snap Ring, A904/A500 Front Planet To Ring Gear Hub	1	TBA
882.....	12614	Snap Ring, A904/A500 Ring Gear To Hub (Fwd & Rev)	1-2	TBA
882.....	12614A	Snap Ring, A998/A999/A500 Ring Gear To Hub (Fwd)	1	TBA
884.....	12615	Snap Ring, A904/A500 Sun Gear To Shell	2	TBA
889.....	12616	Snap Ring, A904 Output Shaft To Governor	1	TBA
890.....	12612	Snap Ring, A500 Holds Piston Retainer To Reverse Drum	1	6033480
894.....	12617	Snap Ring, A904/A500 Output Shaft To Front Planet	1	TBA
895.....	12618	Snap Ring, A904 Output Shaft To Rear Output Bearing	1	TBA
897.....	12619	Snap Ring, A904 Output Shaft Bearing To Extension Housing	1	TBA

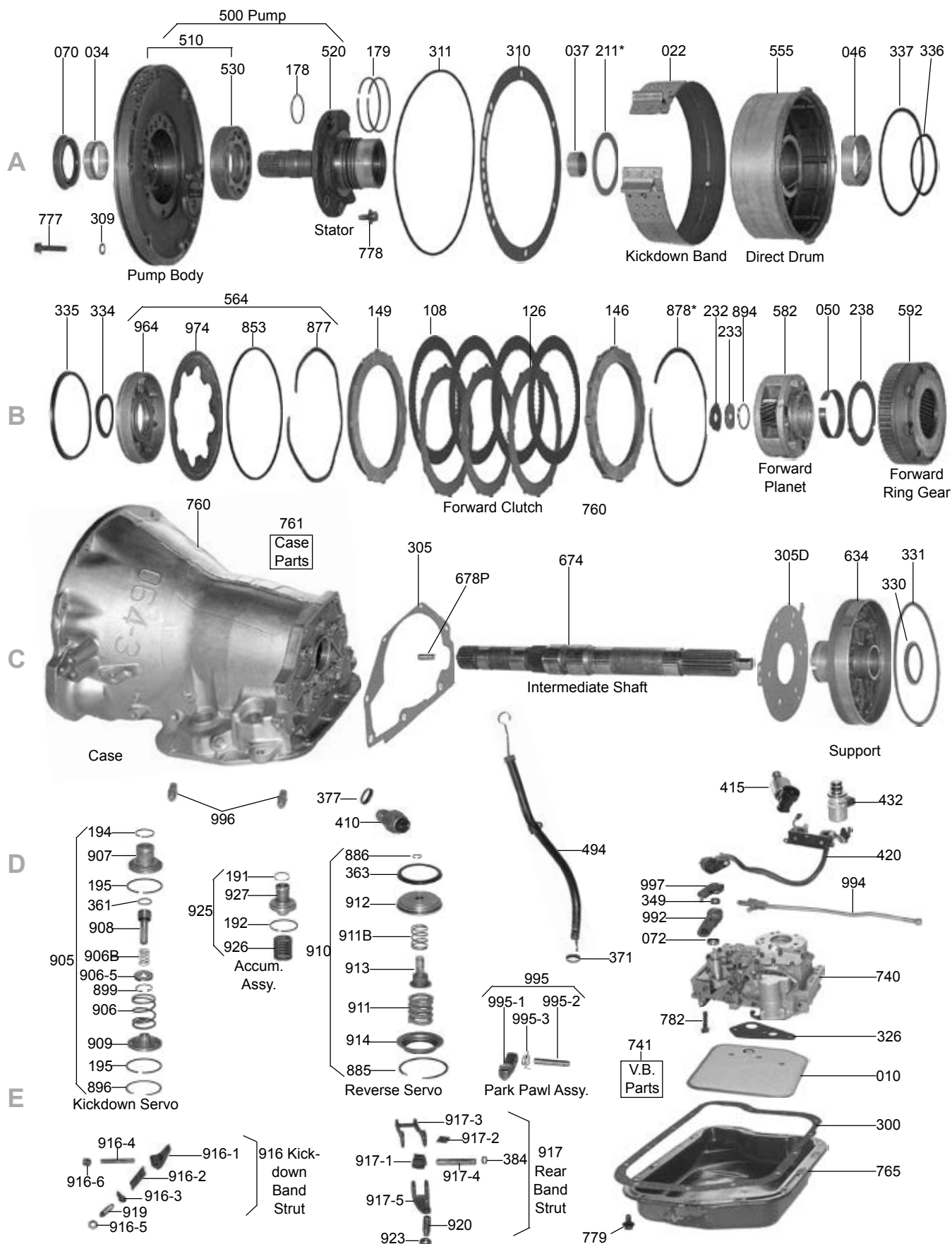
SERVOs, ACCUMULATORS, LINKAGE & MISCELLANEOUS

905.....	12989A	Servo Assembly, A904/A500 Front (1.240" OD) (6 Cylinder)	1	TBA
905.....	12989AA	Servo Assembly, A904/A500 Front (.990" OD) (V8)	1	TBA
906.....	12989S	Spring, A904/A500 Front Servo	1	TBA
907.....	12989P	Piston, A904/A500 Front Servo	1	4058777
907.....	K056	Spacer Kit, A904/A500, Intermediate Servo, Pack of 5ea (Superior)	1	K056
909.....	12989R	Retainer, A904/A500 Front Servo Spring	1	TBA
910.....	12989B	Servo Assembly, A904/A500 Rear	1	TBA
911.....	12989BS	Spring, A904/A500 Rear Servo	1	TBA
912.....	22912A	Piston, Rear Servo, A904/A500 (42RH/42RE) 2.54" OD, Billet Alum 1972-Up (Sonnax)	1	22912A
912.....	K030	Piston, Rear Servo A904/A500, Super Servo-Steel, 1971-Up (Superior)	1	K030
912.....	22912-01K	Plug, Piston, Rear Servo, A904/A500 (42RH/RE) (Contains: Plug, O-Ring & Retaining Ring) 72-Up	1	Sonnax
913.....	T12913	Pin, Rear Servo, A904/A500, Steel, 1971-Up	1	Teckpak
913.....	KT12913	Pin, With Installer, Rear Servo, A904/A500, Steel, 1971-Up	1	Teckpak
914.....	12989BR	Retainer, A904/A500 Rear Servo Spring	1	TBA
916.....	K12916	Strut Assembly, A904/A500 Kickdown / Front Band	1	TBA
916-2	12916	Strut, A904/A500 Kickdown / Front Band	1	TBA
917.....	K12917	Strut Assembly, A904 Rear Band (For Rigid Band) (W/Anchor & Strut)	1	TBA


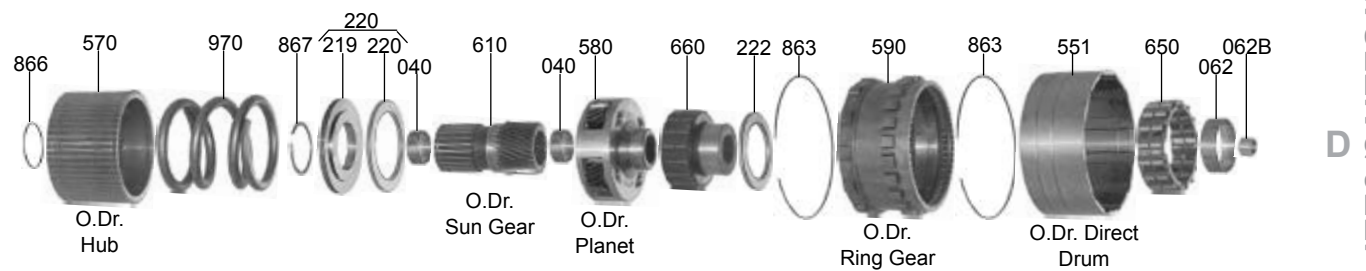
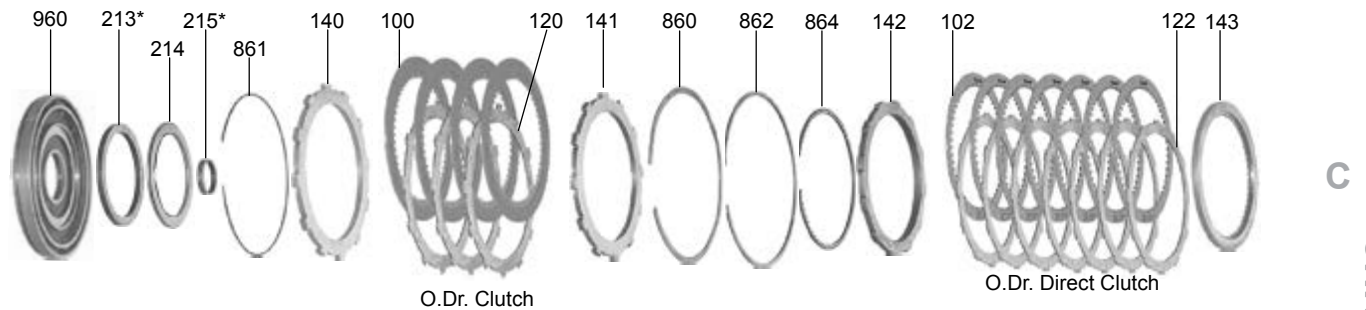

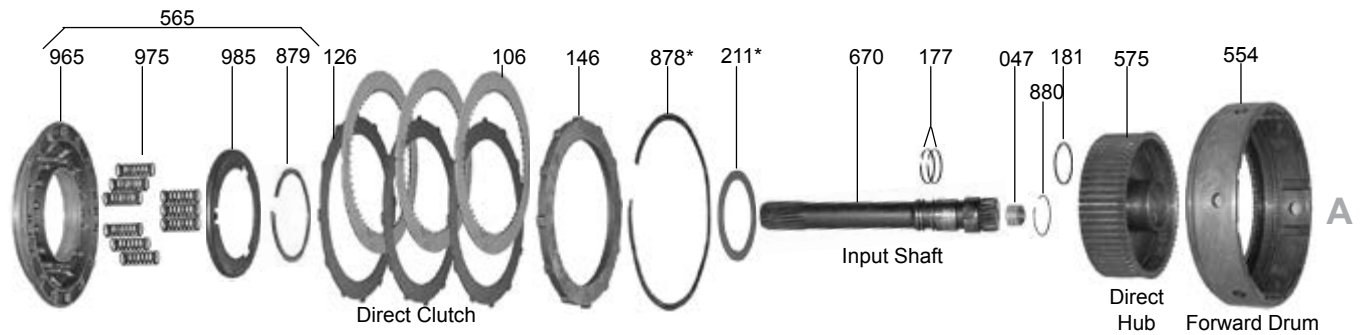
A904, TF-6, A500

ILL#	Part#		QTY	REF#
917.....	K12917A.....	Strut Assembly, A904/A500 Rear Band (For Double Wrap Band).....	1.....	TBA
917.....	12918.....	Lever, A904/A500 Rear Band(For Rigid Band).....	1.....	TBA
917.....	12918A.....	Lever, A904/A500 Rear Band (For Double Wrap Band).....	1.....	4202764
917-4.....	12625.....	Reaction Pin, A904/A500 Rear Band.....	1.....	3410102
919.....	12626.....	Adjusting Screw, A904/A500 Front Band.....	1.....	1942477
925.....	K12998.....	Accumulator Assembly, A904/A500 (Aluminum).....	1.....	TBA
926.....	22832AA.....	Spring, A904/A500 Accumulator Return.....	1.....	4531259
927.....	22841AA.....	Piston, A904/A500 Accumulator (Aluminum).....	1.....	3743650
927.....	22841.....	Piston, A904/A500 Accumulator (Plastic).....	1.....	TBA
927.....	22841AB.....	Piston, A904/A500 Accumulator (Aluminum With 4 Rings).....	1.....	TBA
936.....	22832A.....	Spring, A500 3-4 Accumulator (.126" OD Wire) Sonnax.....	1.....	12861-01
936.....	22832.....	Spring, A500 3-4 Accumulator (.063" OD Wire) (2.750" Long).....	1.....	TBA
960.....	12783.....	Piston, A500 Overdrive Direct Clutch.....	1.....	52118599
964.....	12562.....	Piston, A904/A500 Forward Clutch.....	1.....	3515716
965.....	12561B.....	Piston, A904/A500 Direct (Uses The Outer O-Ring Only).....	1.....	4617154
965.....	12561C.....	Piston, A904/A500 Direct (Has No O-Rings On Piston) 1998-Up.....	1.....	TBA
970.....	12673.....	Spring, A500 Overdrive Clutch Return.....	1.....	4461027
974.....	12745.....	Spring, A904/A500 Forward Return Spring (5.030" OD) 1960-89 (Can Use 12974A).....	1.....	1942414
974.....	12745.....	Spring, A904/A500 Forward clutch Return (4.970" OD) 1990-Up (Retro Fits to 1960).....	1.....	1942414
975.....	12746A.....	Spring, A904/A500 Direct Clutch Return.....	1.....	TBA
985.....	12862.....	Retainer, A904/A500 Direct Clutch Spring.....	1.....	4617516
989.....	12752.....	Retainer, A904 Sprag (W/4 Bolt Rear Support) 1960-88.....	1.....	2801426
989.....	12752A.....	Retainer, A904 Sprag (W/6 Bolt Rear Support) 1987-Up.....	1.....	TBA
991.....	K22229A.....	Rooster Comb, A904 (Has No Plastic Insulator For Neutral Safety Switch) 1965-E70.....	1.....	TBA
991.....	K22229B.....	Rooster Comb, A904 (Has A Long Plastic Insulator For The Neutral Safety Switch) L1970-77.....	1.....	TBA
991.....	K22229C.....	Rooster Comb, A904 (Has A Long Plastic Insulator For The Neutral Safety Switch) 1978-88.....	1.....	TBA
991.....	K22229D.....	Rooster Comb, A904/A500 (Has Long Plastic Insulator For Screw In Neut Safety Sw, 89-01.....	1.....	TBA
992.....	12629.....	Manual Lever, A904/A500.....	1.....	TBA
994.....	12627.....	Park Rod, A904.....	1.....	TBA
994.....	12627A.....	Park Rod, A500.....	1.....	4431748
995.....	K12824A.....	Park Pawl Assembly, A500.....	1.....	TBA
996.....	31117.....	Fitting, A904 Cooler Line (5/16" Line x 1/8" Pipe) Screw In Flared.....	1.....	TBA
996.....	31117A.....	Fitting, A500 Cooler Line (3/8" Line x 1/4" Pipe) Push In (Gas).....	1.....	TBA
996.....	26930.....	Fitting, A904 Cooler Line (90 Degree Elbow) (5/16" Line x 1/8" Pipe) Screw In Flared.....	1.....	TBA
996.....	CR-1002.....	Fitting, A904/A500 Cooler Line (3/8" Line x 1/4" Pipe) 1/4" Screw In Flared Male (On Case.....	1.....	TBA
		Side) For Push In Line (Gas).....		
996.....	22000-01K.....	Repair Kit, A904/A500 Cooler Line Fitting (W/1/4" Pipe Fittings) Fix For Cracked Cases.....	1.....	TBA
		Cooler Fittings (Gas Only) 5 Adapters & 1 Tap Tool (Replac. Adapter# 2000-01).....		
996.....	22000-01.....	Adapter, A904/A500 (For The 22000-01K Kit).....	1.....	TBA
996.....	30401.....	Fitting, A500 Cooler Line (3/8" Line x 1/4" Pipe) Push In With Wire Type Clip (Teckpak).....	1.....	12289
996.....	K057.....	Clip Kit, A904/A500 Push In Cooler Line (6 Clips & O-Rings) (For 1/2" Cooler Lines) Prevents Blow Out.....	1.....	Superior
997.....	12630.....	Throttle Lever, A904/A500.....	1.....	TBA
999.....	K12628.....	Tube Set, A500 Governor.....	2.....	TBA

A518 (46RH, 46RE), A618 (47RH, 47RE), 48RE



A518 (46RH, 46RE), A618 (47RH, 47RE), 48RE



A727, TF-8, A518, 48RE

ILL#	Part#		QTY	REF#
OVERHAUL KITS				
NI.....	K22950B	Overhaul Kit, A727, Short Ring, 1962-70	1	N/A
NI.....	K22950BL	Overhaul Kit, A727, Long Ring, 1962-70	1	N/A
NI.....	K22950C	Overhaul Kit, A727, Short Ring 1971-Up	1	N/A
NI.....	K22950CL	Overhaul Kit, A727, Long Ring 1971-Up	1	N/A
NI.....	K22950N	Overhaul Kit, A518(46RH, 46RE) / A618(47RH, 47RE) 1990-03	1	N/A
NI.....	K22950V	Overhaul Kit, 48RE, 2003-Up	1	N/A
MASTER L/STEEL KITS				
NI.....	DK2200S	Master L/Steels Kit, A727, Short Ring, 1962-70	1	N/A
NI.....	DK2200SL	Master L/Steels Kit, A727, Long Ring, 1962-70	1	N/A
NI.....	DK2200AS	Master L/Steels Kit, A727, Short Ring, 1971-Up	1	N/A
NI.....	DK2200ASL	Master L/Steels Kit, A727, Long Ring, 1971-Up	1	N/A
NI.....	DK2200NS	Master L/Steels Kit, A518/A618, 1990-97	1	N/A
NI.....	DK2200PS	Master L/Steels Kit, A518/A618, (W/Hi-Energy Direct Friction), 1998-02	1	N/A
NI.....	DK2200VS	Master L/Steels Kit, 48RE (W/ 2-Sided OD Direct Fric) 2003-Up	1	N/A
MASTER W/STEELS KITS				
NI.....	DK2200	Master L/Steels Kit, A727, Short Ring, 1962-70	1	N/A
NI.....	DK2200L	Master L/Steels Kit, A727, Long Ring, 1962-70	1	N/A
NI.....	DK2200A	Master L/Steels Kit, A727, Short Ring, 1971-Up	1	N/A
NI.....	DK2200AL	Master L/Steels Kit, A727, Long Ring, 1971-Up	1	N/A
NI.....	DK2200N	Master W/Steels Kit, A518/A618, 1990-97	1	N/A
NI.....	DK2200P	Master W/Steels Kit, A518/A618, 1998-02 (W/ .070" Direct Steel)	1	N/A
NI.....	DK2200V	Master W/Steels Kit, 48RE, (W/ 2-Sided OD Direct Fric) 2003-Up	1	N/A
FILTERS				
010.....	12776A	Filter, A727 Small Dacron (2 Hole)	1	3621456
010.....	12776B	Filter, A727 Small Brass	1	3410253
010.....	12776C	Filter, A727/A518/A618 Large Dacron 1966-97	1	3515996
010.....	12776D	Filter, A727/A518/A618 Large Brass	1	TBA
010.....	12776F	Filter, A727/A518/A618 1998-Up (Metal & Plastic)	1	TBA
FILTER KITS				
011.....	FK12776C8	Filter Kit, A727/A518/A618 Large Dacron, 1962-97	1	TBA
011.....	FK12776C68	Filter Kit, A904/A500/A727/A518 Combo Large Dacron Filter, 1960-97	1	TBA
011.....	FK12776F	Filter Kit, A727/A518/A618, 1998-Up (Metal & Plastic)	1	TBA
011.....	FK12776F68	Filter Kit, A500/A518, Combo, 1998-Up (Metal & Plastic)	1	TBA
MISCELLANEOUS FILTERS				
014.....	12785	Screen, A727/A518 Governor	1	3743519
018.....	32777	Screen, A727/A518 Valve Body Regulator Feed Line(Thimble Type)	1	TBA
484.....	12784	Orifice Screen, A518/A618 Overdrive Piston Retainer	1	4412583
BANDS				
022.....	22825F	Band, A727/A518/A618 Kickdown, Flex, 1962-Up	1	3621491
022.....	22825FH	Band, A727/A518/A618 Kickdown, Pro Series Raybestos, 1962-Up	1	TBA
022.....	22825M	Band, A727/A518/A618 Kickdown, Multi-Flex, 1962-Up	1	TBA
022.....	22825HD	Band, A727/A518/A618 Kickdown Flex (W/Kevlar)	1	TBA
022.....	22825S	Band, A727/A518/A618 Kickdown Flex (Slip In)	1	TBA
022.....	R22825	Band, A727 Kickdown Rigid	1	2124342
022.....	22825H	Band, A727 Kickdown Rigid (Wide, Hemi)	1	TBA
022.....	22825HK	Band, A727 Kickdown Rigid (Wide, Hemi) (W/Kevlar)	1	TBA
022.....	22825HB	Band, A727 Kickdown Rigid (W/3 Grooves)	1	TBA
024.....	22900	Band, A727/A518 Reverse (Fits 6" OD Drum) 1962-89	1	1942133
024.....	22900A	Band, A727/A518 Reverse (W/Heavy Duty Ends) (Fits 6" OD Drum) 1990-E91	1	4505091
024.....	22900B	Band, A727/A518 Reverse Solid (Fits 6.25" Drum) L1991-Up	1	4471476
024.....	22900C	Band, A618/48RE Reverse Double Wrap (Fits 6.25" Drum) 1994-Up	1	4531231
BUSHINGS				
030.....	K22902	Bushing Kit, A727 1962-70	1	TBA
030.....	K22902A	Bushing Kit, A727 (Early Stator Bushing) 1971-95	1	TBA
030.....	K22902B	Bushing Kit, A727 (Late Stator Bushing) 1996-Up	1	TBA
030.....	K22902N	Bushing Kit, A518 (W/Out OD Bushings) (Early Stator Bushing) 1990-95	1	TBA
030.....	K22902P	Bushing Kit, A518/A618 (W/Out OD Bushings) (Late Stator Bushing) 1996-Up	1	TBA
030.....	K12952OD	Bushing Kit, A518/A618 (Overdrive Bushings Only) 1990-Up	1	TBA
034.....	22003	Bushing, A727/A518 Pump Body (Babbit)	1	2205031
034.....	22003A	Bushing, A727/A518 Pump Body (Bronze)	1	2466324

A727, TF-8, A518, 48RE

ILL#	Part#		QTY	REF#
034.....	22003B.....	Bushing, A727/A518/A618 Pump Body (W/Indented Oil Pockets) 1993-Up	1.....	4531163
037.....	22005.....	Bushing, A727 Stator (Rear) 1962-66	1.....	2205240
037.....	22005A.....	Bushing, A727/A518 Stator (Rear) (1 1/8" ID) 1967-95.....	1.....	2801348
037.....	22005B.....	Bushing, A727/A518/A618 Stator (Rear) (1 1/4" ID) 1996-Up.....	1.....	TBA
040.....	12511.....	Bushing, A518/A618 OD Sun Gr(Front) No Flange(1.42" OD) 1990-93.....	1.....	4461025
040.....	12511A.....	Bushing, A518/A618 OD Sun Gr(Front) W/ Flange(1.42" OD) 1994-E99	1.....	19085
040.....	12511B.....	Bushing, A518/A618 OD Sun Gr(Front) No Flange Thick Wall (1.50" OD) L99-Up.....	1.....	50151077AA
040.....	12511.....	Bushing, A518/A618 OD Sun Gr(Rear / Gear Side) No Flange(1.42" OD) 1990-Up	1.....	4461025
046.....	22006.....	Bushing, A727 Direct Drum (Narrow) 1962-70	1.....	2205241
046.....	22006A.....	Bushing, A727/A518/A618 Direct Drum (W/Oil Groove) 1971-Up.....	1.....	4058647
047.....	22001.....	Bushing, A727/A518 Input Shaft (.635" ID)	1.....	3681709
050.....	22011.....	Sleeve, 518/618 Front Planet, (Teflon) (For 5 & 6 Gr Steel Planet) .370" Wide, 96-Up	1.....	4617951
050.....	22011A.....	Sleeve, 518/618 Front Planet, (Teflon) (For 5 & 6 Gr Steel Planet) .300" Wide, 03-Up	1.....	52854038AA
052.....	22002.....	Bushing, A727/A518/A618 Sun Gear 1962-Up	2.....	1736520
062.....	12509.....	Bushing, A518/A618 Output Shaft To Overdrive Sprag Race (2.144" ID) 1990-Up	1.....	4461006
062.....	12510.....	Bushing, A518/A618 Output Shaft To Intermediate Shaft (.605" ID) 1990-Up.....	1.....	4461007
066.....	6023.....	Bushing, A727/A518/A618 Extension Hsg (1.690" ID)(Bronze)(Does Not Fit 48RE).....	1.....	2801724
066.....	22020A.....	Bushing, 48RE Extension Housing 2003-Up.....	1.....	TBA
066.....	6023T.....	Bushing, A727/A518/A618 Extension Housing (1.690" ID)(Teflon Coated).....	1.....	TBA
METAL CLAD SEALS				
070.....	22573.....	Seal, A727/A518/A618 Front.....	1.....	3515137
072.....	22574.....	Seal, A727/A518/A618 Manual Shaft (1/4" Thick) 1966-Up	1.....	3878447
072.....	22575.....	Seal, A727/A518/A618 Manual Shaft (3/8" Thick) 1966-Up	1.....	2466842
072.....	K071.....	Seal Saver, A727/A518 Manual Shaft, Prevents Leaks, 1962-Up (Kit Fixes 3-Trans)	1.....	Superior
074.....	34743C.....	Seal, A727 Rear W/Out Boot 1962-93.....	1.....	3515383
074.....	22978.....	Seal, A727/A518/A618 Rear W/Bolt On Yoke (2 3/8" OD) 1962-92	1.....	2205080
074.....	22978A.....	Seal, A727/A518/A618 Rear W/Bolt On Yoke (2 3/4" OD) 1993-Up.....	1.....	4412507
074.....	16695C.....	Seal, A518/A618 2WD, Rear W/Boot 90-03 (Exc 48RE).....	1.....	TBA
074.....	22978B.....	Seal, 48RE 2WD (2.985" OD) 2003-Up.....	1.....	52854126AA
074.....	12925T.....	Seal, A518/A618 Adapter Housing 4x4 (2.568" OD)	1.....	4269956
078.....	3991A.....	Seal, A727/A518/A618 Speed-O Shaft W/Spring	1.....	25519078
FRICTIONS				
100.....	12845A.....	Friction, A518/A618/48RE OD Brake Clutch (.087") (Waved) Hi-Energy, 1990-Up.....	4-6.....	4461181
100.....	12845GPZ.....	Friction, A518/A618/48RE OD Brake Clutch (.087") (Waved) (Ray GPZ Material) 1990-Up	4-6.....	GPZ115
100.....	12845HD.....	Friction, A518/A618/48RE OD Brake Clutch (.087") Hi-Perf Red 1988-Up	4-6.....	027746
100.....	K12845.....	Friction, A518 Overdrive Brake Cl PowerPack® Alto, 1990-Up.....	1.....	28757
102.....	12842.....	Friction, A518/A618 OD Direct Clutch 2-Sided (.063") 1988-Up	8-10.....	4461042
102.....	12842A.....	Fric, 48RE OD Direct Clu (.048") 54T (Hi-En) 1-Sided INT Teeth, 2003-Up.....	12.....	TBA
122.....	12842B.....	Fric, 48RE OD Direct Clu (.048") 12T (Hi-En) (1-Sided EXT Teeth 2003-Up	11.....	TBA
106.....	22595B.....	Friction, A727/A518/A618 Direct Clutch (.095") (Hi-Energy) 1962-Up	3-4.....	4329846
106.....	22595D.....	Friction, A518/A618 Direct Clutch (.085") (Hi-Energy) 1997-Up.....	3-5.....	TBA
106.....	22595BHD.....	Friction, A727/A518/A618 Direct Clutch (.095") (Hi-Perf Red) 1962-Up.....	3-4.....	TBA
106.....	K22595BHD.....	Friction Kit, A727/A518/A618 Dir Clu (.095") (Hi-Perf Red), Alto, 1962-97 (4 Per Kit)	1.....	28740UP4
108.....	22642A.....	Friction, A727/A518/A618 Forward Clutch (.061") 62 Teeth (Smooth) 1962-Up	4.....	4531067
108.....	22642AGPZ.....	Friction, A727/A518/A618 Forward Clutch (.061") 62 Teeth (Ray GPZ Material) 1962-Up	4.....	GPZ113
108.....	BP22642A.....	Friction, A727/A518/A618 Forward Clutch (.061") 62 Teeth (Ray Blue Plate) 1962-Up.....	4.....	R577510
108.....	22642B.....	Friction, A727/A518/A618 Forward Clu (.065") 62 Teeth (Hi-En) 1962-Up (Kevlar).....	4.....	TBA
108.....	22642C.....	Friction, 48RE, Forward Clutch (.061") 93T (Hi-Energy) 2003-Up.....	4.....	TBA
108.....	22642CGPZ.....	Friction, 48RE, Forward Clutch (.061") 93T (Ray GPZ Material) 2003-Up.....	4.....	GPZ114
108.....	22642C1.....	Friction, 48RE, Forward Clutch (.061") 93T (Ray Stage-1) 2003-Up.....	4.....	600870
108.....	22642AHD.....	Friction, A727/A518/A618 Forward Clutch (.061") 62 Teeth (Hi-Perf Red) 1962-Up	4.....	TBA
108.....	K22642HD.....	Fric Kit, A727/A518/A618 Fwd Clu (.061") 62T (Hi-Perf Red) 4-Per Kit, 1962-Up Alto.....	1.....	28742UP4
119.....	K22AF.....	Friction Module, A727 1962-Up.....	1.....	TBA
119.....	K22AFHD.....	Friction Module, A727 (Hi-Perf Red), Alto 1962-97	1.....	28752HP
119.....	K22-1.....	Friction Module, A727 (Stage 1) 1962-Up	1.....	RCPS-10
119.....	K22NF.....	Friction Module, A518/A618 1990-97	1.....	TBA
119.....	K22PF.....	Friction Module, A518/A618 1998-Up (W/Hi-Energy Direct Frictions).....	1.....	TBA
119.....	K22FBP.....	Friction Module, A518/A618 (Hi-Perf Blue Plate Raybestos) 1990-Up.....	1.....	TBA
119.....	K22N-1.....	Friction Module, A518/A618 (Stage 1) 1990-Up.....	1.....	TBA
119.....	K22PZF.....	Friction Module, A518/A618 (Ray GPZ Material OD Brake) 1998-Up.....	1.....	RGPZ-015
119.....	K22PAZF.....	Friction Module, A518/A618 (Ray GPZ Material OD Brake, Forward & Direct) 1998-Up	1.....	RGPZ-047
119.....	K22VF.....	Friction Module, 48RE 2003-Up	1.....	RCP96-156
119.....	K22V-1.....	Friction Module, 48RE (Stage 1) 2003-Up	1.....	RCPS-49
119.....	K22VZF.....	Friction Module, 48RE (Ray GPZ Material OD Brake & Forward) 2003-Up.....	1.....	RGPZ-016
STEELS				

A727, TF-8, A518, 48RE

ILL#	Part#		QTY	REF#
120.....	12847.....	Steel, A518/A618 Overdrive Brake Clutch (.068") 1990-Up	2-6.....	4461047
122.....	12854.....	Steel, A518/A618 Overdrive Direct Clutch (.069") 1988-Up	5-7.....	4461054
122.....	22854A.....	Steel, A518/A618 Overdrive Direct clutch (.054") 1996-Up	5-7.....	TBA
122.....	22854AK.....	Steel, A518/A618 Overdrive Direct clutch (.054") Kolene, 1996-Up	5-7.....	TBA
126.....	22594.....	Steel, A727/A518/48RE Forward & Direct Clutch (.070")	6-8.....	2124826
126.....	22594B.....	Steel, A618 Direct Clutch (.085") 1998-Up	4-5.....	2124826AB
126.....	22594K.....	Steel, A727/A518/48RE Forward / Direct Clutch (.070") (Kolene)	6-8.....	28701K
126.....	22594X.....	Steel, A727/A518/A618 Forward / Direct Clutch (.090") (Oversize)	AR.....	TBA
126.....	22594XK.....	Steel, A727/A518/A618 Forward / Direct Clutch (.090") (Oversize) Kolene	AR.....	TBA
139.....	K22AS.....	Steel Module, A727 1962-97	1.....	TBA
139.....	K22ASHD.....	Steel Module, A727, Hi-Perf Kolene, 1962-97	1.....	28753HP
139.....	K22NS.....	Steel Module, A518/A618 1990-97	1.....	TBA
139.....	K22PS.....	Steel Module, A518/A618 1998-Up (Except 48RE)	1.....	TBA
PRESSURE PLATES				
140.....	12566.....	Pressure Plate, A518/A618 Overdrive Clu (.373")(Front) 1990-92 (93-Up Use 12567)	1.....	4461048
141.....	12567.....	Press Plate, A518/A618 OD Cl (.216")(Rear) 1990-99 (Also OD Cl Front #140, 93-99	1.....	4461033
140.....	12566A.....	Pressure Plate, A618 (48RE) Overdrive Clutch (.237") (Front) 2003-Up	1.....	TBA
141.....	12567A.....	Pr Plt, 48RE OD Clutch (.122" At Lugs) Rear (Stepped)(.235" At Step, 6-Cl OD) 03-Up	1.....	TBA
142.....	12569.....	Pressure Plate, A518/A618 Overdrive Direct Clutch (Front) (.212")	1.....	4461031
142.....	12569A.....	Pressure Plate, A518/A618 Overdrive Direct Cl(Front) (.085", .215" At Step)	1.....	4461183
143.....	12568.....	Pressure Plate, A518/A618 Overdrive Direct Clutch (Rear) (.215")	1.....	4461030
146.....	22940.....	Pressure Plate, A727/A518/A618 Forward / Direct Clutch (Top) .285" (12 Teeth)	1.....	2801961
146.....	22940A.....	Pressure Plate, A518/A618 Forward / Direct Clutch (Top) .467" (Flat)	1.....	TBA
149.....	22760.....	Pressure Plate, A727/A518/A618 Forward / Direct Clutch (Bottom) (Beveled)	1.....	2466803
VALVE BODY KITS				
NI.....	K22908BS.....	Valve Body Kit, A727 (Superior)	1.....	KTF-TC
NI.....	K22908B.....	Valve Body Kit, A727 (No Yo-Yo) (Transgo)	1.....	SK@TFSC
NI.....	K22908D.....	Valve Body Kit, A518/A618 (Gas & L/Up Diesel) 1990-03 (Transgo)	1.....	TFOD-Diesel
NI.....	K22908V.....	Valve Body Kit, 48RE Diesel & V-10, 2003-06	1.....	SK48RE
NI.....	K22908VS.....	Valve Body Kit, 48RE Diesel W/ Throttle Valve Actuator 2005-Up	1.....	K48RE
NI.....	K22908NS.....	Valve Body Kit, A518/A618 Gas/Diesel 1989-98 (Superior)	1.....	K500-618
NI.....	K22908NJR.....	Valve Body Kit, A518/A618 Junior (Gas & Non-L/Up Diesel) 1990-03 (Transgo)	1.....	SK@TFOD-JR
NI.....	K22908PS.....	Valve Body Kit, A518/A618 Gas & Dsel 1999-03, 48RE 03-04 W/O TV Actuator (Superior)	1.....	K500-618-L
NI.....	TF-1.....	Reprogramming Kit, A727 (Heavy Duty & Hi-Performance) (Transgo)	1.....	TF-1
NI.....	TFOD-HD2.....	Reprogram Kit, A518/A618 (HD & Hi-Perf) (Not For 48RE 2003-Up-Use K22908V)	1.....	Transgo
NI.....	FTF-3.....	Valve Body Kit, A727 (Transaction III & IV Stage Kit) 1962-Up (Fairbanks)	1.....	10430
NI.....	TF-2.....	Reprogramming Kit, A727 (Full Race) (Transgo)	1.....	TF-2
NI.....	10518.....	Valve Body Kit, A518/A618 (Transaction III & IV Stage Kit) 1990-04 (Fairbanks)	1.....	10518
NI.....	TF-3.....	Reprogramming Kit, A727 (Manual Shift) (Transgo)	1.....	TF-3
NI.....	TFOD-3.....	Reprogramming Kit, A518/A618 (Manual Shift) (Transgo)	1.....	TFOD-3
NI.....	TF-TV.....	Throttle Valve (TV), A518(46RH/RE) A618(47RH/RE) / 48RE, Re-Use 95% Of VB W/ Worn	1.....	TF-TV
		TV Bores, No Tools Required, Will Not Fix Severely Worn Or Enlarged TV Bores (Transgo)		
SEALING RINGS				
175.....	K22952A.....	Ring Kit, A727, Long Ring, 1962-70	1.....	TBA
175.....	K22952C.....	Ring Kit, A727 Short Ring, 1962-70	1.....	TBA
175.....	K22952D.....	Ring Kit, A727 Short Ring, 1971-93	1.....	TBA
175.....	K22952B.....	Ring Kit, A727 Long Ring, 1971-93	1.....	TBA
175.....	K22952F.....	Ring Kit, A727 Long Ring, 1994-Up	1.....	TBA
175.....	K22952N.....	Ring Kit, A518/A618, W/ Seal Plated Stator Ring, 1990-Up	1.....	TBA
175.....	K22952NT.....	Ring Kit, A518/A618 (Teflon) 1990-Up	1.....	TBA
175.....	K22952V.....	Ring Kit, 48RE, 2003-06	1.....	TBA
177.....	22626.....	Ring, A727 Input Shaft (1.125" OD) (Metal) 1967-Up	2.....	1942041
177.....	12853L.....	Ring, A727 Accumulator Piston (Small)(1.062" OD)(Metal)	1.....	TBA
177.....	22626A.....	Ring, A727/A518 Input Shaft (1.175" OD) (Metal) 1967-Up	2.....	2801054
177.....	12853N.....	Ring, A727 Accumulator Piston (Small)(1.062" OD)(Teflon)	1.....	TBA
177.....	22626B.....	Ring, A727/A518/A618 Input Shaft (1.246" OD) (Metal) 1994-Up	2.....	TBA
177.....	22626C.....	Ring, A727/A518/A618 Input Shaft (1.246" OD) (Teflon) 1994-Up	2.....	4741836
178.....	22550VT.....	Ring, 48RE Stator Shaft (Front) Teflon (Lap Joint) 2003-Up	2.....	TBA
179.....	22550.....	Ring, A727 Stator Shaft (2.625" OD) (Metal) 1962-70	2.....	2124813
179.....	22550A.....	Ring, A727/A518/A618 Stator Shaft (2.625" OD) (Aluminum) 1971-Up	2.....	3515321
179.....	22550B.....	Ring, A727/A518/A618 Stator Shaft (2.625" OD) (Metal) 1978-Up (Seal Plated)	2.....	3743689
181.....	22627.....	Ring, A727/A518/A618 Forward Clutch Drum (1.875" OD) (Metal)	1.....	4058443
189.....	12850.....	Ring, A727 Governor (2.250" OD) (Butt Joint) (Metal) 1962-Up	2-3.....	1942109
189.....	12850A.....	Ring, A727 Governor (2.250" OD) (Lock Joint) (Metal) 1962-Up	2-3.....	2892358
189.....	12811.....	Ring, A518/A618 Governor (Metal) 1990-Up	2-3.....	TBA

A727, TF-8, A518, 48RE

ILL#	Part#		QTY	REF#
191.....	12853L	Ring, A727 Accumulator Piston (Small) (1.062" OD).....	1.....	TBA
191.....	12860T	Ring, A518/A618 3-4 Accum Piston (Small, In VB) (Teflon)(For D-Rings Use K12903D	1.....	TBA
354.....	K12903D	D-Ring Set, A518/A618 3-4 Accumulator Piston (3 Rubber D-Rings)	1.....	TBA
192.....	12770	Ring, A727/A518/A618 Accumulator Piston (Large) (2.00" OD) (Metal).....	1.....	1315158
192.....	12770T	Ring, A727/A518/A618 Accumulator Piston (Large) (2.00" OD) (Teflon).....	1.....	TBA
192.....	12861T	Ring, A518/A618 3-4 Accum Piston (Large, In VB)(Teflon)(For D-Rings Use K12903D	1.....	3743013
194.....	2823K	Ring, A727/A518/A618 Kickdown Servo Piston (Small) (1.500" OD) (Metal) 1962-Up	1.....	3165806
195.....	22827	Ring, 727/518/618 K-Down Servo Piston (Large) & Cover (2.125" OD) (Metal) 62-Up	2.....	1942123
WASHERS & BEARINGS				
200.....	K22951	Washer Kit, A727 1962-70.....	1.....	TBA
200.....	K22951A	Washer Kit, A727 (3-Metal 4-Plastic) 1971-Up.....	1.....	TBA
200.....	K22951N	Washer Kit, A518/A618 (11-Metal 3-Plastic) 1990-Up.....	1.....	TBA
200.....	K22951V	Washer Kit, 48RE (8-Metal 3-Plastic) 2003-Up	1.....	TBA
201.....	K22906	Bearing Kit, A518/A618 1989-Up (Torrington).....	1.....	TBA
211.....	22449	Washer, A727/A518/A618 Stator To Direct Drum (.043")	1.....	2204621
211.....	22449A	Washer, A727/A518/A618 Stator To Direct Drum (.061")	1.....	2204622
211.....	22449C	Washer, A727/A518/A618 Stator To Direct Drum (.084")	1.....	2204623
211.....	22449D	Washer, A727/A518/A618 Stator To Direct Drum (.102")	1.....	2400284
213.....	22414AA	Race, A518/A618 Overdrive Piston To Hub (.108")	1.....	4431730
213.....	22414A	Race, A518/A618 Overdrive Piston To Hub (.123")	1.....	4431585
213.....	22414B	Race, A518/A618 Overdrive Piston To Hub (.138")	1.....	4431731
213.....	22414C	Race, A518/A618 Overdrive Piston To Hub (.155")	1.....	4431586
213.....	22414D	Race, A518/A618 Overdrive Piston To Hub (.168")	1.....	4431732
213.....	22414E	Race, A518/A618 Overdrive Piston To Hub (.183")	1.....	4431587
213.....	22414F	Race, A518/A618 Overdrive Piston To Hub (.198")	1.....	4431733
213.....	22414G	Race, A518/A618 Overdrive Piston To Hub (.213")	1.....	4431588
213.....	22414H	Race, A518/A618 Overdrive Piston To Hub (.228")	1.....	4431734
213.....	22414J	Race, A518/A618 Overdrive Piston To Hub (.243")	1.....	4431590
221.....	12783-01K	Race Kit, A518/A618 Overdrive Piston To Hub (Contains: 1 Race & 3 Shims).....	1.....	Sonnax
214.....	12739	Bearing, A518/A618 Overdrive Piston To Hub.....	1.....	4446742
215.....	12737	Spacer, A518/A618 Intermediate Shaft To Overdrive Planet (.158")	1.....	4431916
215.....	12737A	Spacer, A518/A618 Intermediate Shaft To Overdrive Planet (.175")	1.....	4431917
215.....	12737B	Spacer, A518/A618 Intermediate Shaft To Overdrive Planet (.193")	1.....	4431918
215.....	12737C	Spacer, A518/A618 Intermediate Shaft To Overdrive Planet (.211")	1.....	4431919
220.....	K12738	Bearing & Race, A518/A618 Overdrive Planet To Hub (Updated).....	1.....	4740774
222.....	12740	Bearing, A518/A618 Overdrive Inner Sprag Race To Output Shaft (3.210" OD)	1.....	4461014
232.....	22665A	Washer, A727 Output Shaft To Forward Drum (Metal) 1962-78.....	1.....	2400843
232.....	22665B	Washer, A727 Output Shaft To Forward Drum (3 Tab) 1978-89.....	1.....	3681688
232.....	12705J	Washer, A727/A518/A618 Output Shaft (3 Outer Tabs) (.052") 1990-Up	1.....	4505185
232.....	12705K	Washer, A727/A518/A618 Output Shaft (3 Outer Tabs) (.068") 1990-Up	1.....	4505186
232.....	12705L	Washer, A727/A518/A618 Output Shaft (3 Outer Tabs) (.083") 1990-Up	1.....	4505187
232.....	K055	Shim Kit, 727/A518/A618 (Under # 232 Washer) (3 Each .015" & .025" Shims).....	1.....	Superior
233.....	22665R	Race, A727 Output Shaft To Washer (For 22665B) 1978-89	1.....	4329806
233.....	12706A	Race, A727/A518/A618 Output Shaft 1990-Up (Used With 12705K).....	1.....	4505188
238.....	22700	Washer, A727 Fwd Plt To Ring Gr, Ring Gr To Shell & Shell To Rear Plt, 3-Tab, 3-Gr Planet	2-4.....	1942081
238.....	22700A	Wsh, A727/A518 Fwd Plt To Ring Gr, Ring Gr To Shell & Shell To Rear Plt 4-Tab, (2.53" ID)	2-4.....	2801060
238.....	22700C	Washer, A618 Fwd Planet To Ring Gear And Shell To Rear Planet (4 Tab) (2.245" ID) 94-Up	2-4.....	4617888
238.....	22700B	Washer, A727/A518/A618 Forward Planet To Ring Gear (5 Tab For A 5 Gear Planet) 94-Up	2-4.....	4539129
238.....	22703	Washer, A727/A518/A618 Fwd Planet To Ring Gear, Ring Gear To Shell & Shell To	1-2.....	4618000
		Rear Planet (6 Tab) 2.525" ID (3.405" OD) (Also 48RE Fwd Ring Gear To Shell) 2003-Up.....		
238.....	22700D	Washer, 48RE Forward Planet To Ring Gear (6 Tab) 2.525" ID (3.700" OD) 2003-Up	1.....	52854039AA
238.....	22700E	Washer, A618 (48RE) Shell To Rear Planet, 6-Tab, 2003-Up	1.....	52854076AA
239.....	22700Z	Shim Kit, A727/A518 (Goes Under #238) (10 Per Kit) Sonnax	1.....	22700-Z
243.....	22702	Race, A727/A518/A618 Driving Shell (Rear) (3.460" OD) 1962-02	1.....	2400580
243.....	22702A	Race, A618 (48RE) Driving Shell (Rear) (3.730" OD) 2003-Up	1.....	52854101AA
252.....	22704A	Washer, A727/A518/A618 Rear Planet To Rear Ring Gear 1962-02	1.....	0000000
252.....	22700E	Washer, 48RE, Rear Planet (6 Tabs) Front & Rear(2.245" ID) (3.700" OD)	2.....	52854076AA
254.....	22701	Washer, A518/A618 Under Snap Ring To Rear Band Drum (2 Inner Tangs) 1991-Up	1.....	52118059
257.....	22556BRG	Bearing, A727/A518/A618 Case Repair (Requires Machining) (Sonnax)	1.....	22556-BRG
271.....	22976A	Ball Bearing, A518/A618 Output Shaft (Front) (2.750" ID) (W/Snap Ring Groove)	1.....	4461008
272.....	22976B	Ball Bearing, A727/A518 Output Shaft (Rear) (1.375" ID) W/Snap Ring Groove	1.....	2466224
272.....	22976C	Ball Bearing, A727/A518 Output Shaft (Rear) (1.230" ID) W/Snap Ring Groove	1.....	4130537
272.....	22976D	Bearing, A727/A518 Output Shaft (W/Bolt-On Yoke).....	1.....	1672194
272.....	22976E	Ball Bearing, A518/A618 Output Shaft (Rear) (1.375" ID) No Snap Ring Groove.....	1.....	TBA
GASKETS & RUBBER COMPONENTS				
300.....	3859	Gasket, A727/A518/A618 Pan.....	1.....	2464324

A727, TF-8, A518, 48RE

ILL#	Part#		QTY	REF#
300	22500	Gasket, Pan A518/A618/48RE (Molded) 2003-Up	1	2464324AC
305	13253	Gasket, A727 Extension Housing 1966-Up	1	2466954
305	12145	Gasket, A518/A618 Extension Housing 1990-Up	1	4531192
305D	12146	Gasket, A518/A618 Overdrive Piston Retainer 1990-Up	1	TBA
305J	13254	Gasket, A727/A518 Output Shaft Bearing Cover	1	2801398
309	13268A	Gasket, A727 Pump Bolt Washer	6	3884683
310	3856	Gasket, A727/A518/A618 Pump	1	4028377
311	3857	O-Ring, A727/A518/A618 Pump	1	1942021
317	100124	Gasket, Transfer Case Adapter, NP203, 205	1	TBA
317	100127	Gasket, Transfer Case Adapter, 6-Bolt	1	TBA
325	12111	Gasket, A518/A618 Lock-Up & Overdrive Solenoid 1988-97	1	TBA
325	12111A	Gasket, A518/A618 Lock-Up & Overdrive Solenoid 1998-Up	1	TBA
325	12111B	Gasket, A518/A618 Governor Pressure Solenoid 1988-Up	1	TBA
330	12198	Lip Seal, A518/A618 Overdrive Clutch Piston (Inner)	1	TBA
331	12199	Lip Seal, A518/A618 Overdrive Clutch Piston (Outer)	1	TBA
334	3647	Lip Seal, A727/A518/A618 Forward Clutch (Inner) 1962-Up	1	1942054
335	3391	Lip Seal, A727/A518/A618 Forward Clutch (Outer) 1962-Up	1	2124835
336	3863	Lip Seal, A727 Direct Clutch (Inner) 1962-71	1	2124820
336	K3863	Lip Seal Kit, A727 Direct clutch 1962-71	1	TBA
336	13310	Lip Seal, A727/A518/A618 Direct Clutch (Inner) 1972-Up	1	3410226
336	13310A	Lip Seal, A727/A518/A618 Direct Clu (Inner) (Vamac) (Updated) Will Retros 1972-Up	1	TBA
336	K13310	Lip Seal Kit, A727/A518/A618 Direct Clutch 1972-Up	1	TBA
337	3272	Lip Seal, A727 Direct Clutch (Outer) 1962-71	1	2124821
337	13309	Lip Seal, A727/A518/A618 Direct Clutch (Outer) 1972-Up	1	4058484
347	3547	O-Ring, A518/A618 Electric Connector (15/16" Connector)	2	TBA
347	3547AA	O-Ring, A518/A618 Electric Connector (1 1/16" Connector)	2	TBA
349	13207	Seal, A727/A518/A618 Throttle Lever Shaft	1	2466548
363	3872	Lip Seal, A727 Reverse Servo (2.812" OD) 1962-89	1	2464481
363	3876V	Lip Seal, A727/A518 Reverse Servo (2.812" OD) (Viton)	1	TBA
363	22176	Lip Seal, A618 Reverse Servo (2.479" OD) (Viton)	1	4531233
368	3547A	O-Ring, A727/A518/A618 Speed-O Housing (Red) 1966-Up	1	6031370
371	3292A	Boot, A727/A518/A618 Filler Tube 1997-Up	1	52118629
371	3291	O-Ring, A727 Filler Tube	1	6264902
377	13267	Gasket/Washer, A727 Neutral Safety Switch	1	2408143
384	3665	Seal, A727 Reverse Band Lever Shaft 1962-Up	1	8634188
384	13503	Seal, A518/A618 Reverse Band Lever Shaft 1990-Up	1	6030910
NI	22598N	Gasket, Governor Pressure Solenoid, 1990-Up	1	4617216

TECHNICAL MANUALS

400	TMA727/904	Technical Manual, A727	1	83-727904TM
400	TMA500	Technical Manual, A518/A618, 1990-Up	1	TMA500
400	TMA46RE	Technical Manual, 46RE / 47RE / 48RE, 1996-Up	1	TMA46RE

ELECTRICAL COMPONENTS

410	K2627B	Neutral Switch, A727, 3-Prong (Long 2-1/2") 1968-77	1	2932820
410	K2627C	Neutral Switch, A727/518/618, 3-Prong (Short 2-1/14") Screw-In (Push-On Conn) 1978-97	1	4057750
410	K2627D	Neutral Switch, A727/A518/A618, 3-Prong, Screw-In (Clip On Conn) 1998-03	1	56028181AB
410	K2627E	Neutral Switch, A518/A618/48RE, 5-Prong, Push-In (Square Body) 2-Bolt, 2001-Up	1	56045489AC
415	12955	Sensor/Transducer A518/A618 Governor Press (3-Pin) 1989-95	1	56027562
415	22955	Sensor/Transducer, A518/A618 Governor Press (4 Pin Round Conn) 1996-99	1	56041403AA
415	22955A	Sensor/Transducer, A518/A618 Gov Press (4 Blade Rectang Conn) (Black Plastic) 00-Up	1	56028196AD
420	22954	Solenoid, A518 Overdrive Only (Single) (2 Pin Case Connector)	1	4531253
420	12954	Solenoid, A518 Overdrive & Lock-Up (3 Pin Case Connector) 1988-95	1	4431954
420	22954B	Solenoid, A518 OD & Lock-Up (8 Pin Case Conn) (W/4 Pin Governor Sensor 1996-99	1	52118652
420	K22954B	Sol Kit, A518 OD & L/Up (8 Pin Case Conn) (W/4 Pin Gov Sensor, Replaces 3-Pin) 96-99	1	52-9020
420	22954C	Sol, A518 OD & L/Up (8 Pin Case Conn)(With 4 Blade Rectang Gov Sensor Conn, 00-Up	1	5211500AB
432	22958	Solenoid, A518/A618 Gov Pressure 1994-Up (OEM)	1	4617210
432	22958HD	Solenoid, A518/618 Gov Press 1994-Up (HD Borg W 15% More Flow Capacity Than OE)	1	50185
432	K22958	Update Kit, 46RE/47RE/48RE Governor Press Solenoid, Improves Reliability Of Gov Sol & Handles Higher Base Pressure For Hi-Perf By Using A Borg Warner EPC Sol (34605C) Kit Includes: New Manifold W/ Connector/Pigtail, Borg Solenoid, 4-Bolts & Manifold Gasket	1	D-CF1
432	TF-GOV-SOL	Repair Kit, A518/618 Governor Pressure Solenoid 1994-Up (Transgo) (Fixes 6 Sol's)	1	TBA
NI	22959	Actuator, 48RE, (Detent) Electronic Throttle Valve, Bolts To Side Of Case, 2005-Up	1	53041140AB
NI	22982E	Noise Filter, TPS Signal, 46/47/48RE Diesel Only, Cures In/Out Of L/Up (ATSG)	1	NF-27
436	92887	Sensor, A518/A618 Output Speed Sensor (.928" OD Threads)	1	4800879
NI	22953	Sensor, A518 / A618, ABS, Differential ("RWAL") Some 1998-07 Trucks & SUV's, Updated Design: Corrects ABS Light On Or Speedometer Not Working	1	52028187AE
445	K22986	Repair Kit, Harm, A518/A618 External (8 Pin Conn With 8 Crimp Style Conn's, 1993-Up	1	350-0062

A727, TF-8, A518, 48RE

ILL#	Part#		QTY	REF#
445.....	K2627R	Repair Kit, Harness A518/618 Neutral Safety Switch.....	1.....	TBA
447.....	RECAL-UN	Recalibrator, Chrysler Electronic Speedometers.....	1.....	RECAL-CH
MISCELLANEOUS COMPONENTS				
483.....	12130	Park Reaction Plug, A727.....	1.....	TBA
484.....	12784	Orifice Screen, A518 For Overdrive Piston Retainer.....	1.....	4412583
487.....	10000-03K	E-Clip, Chrysler Shift Linkage (10 Per Pack) Sonnax.....	1.....	TBA
487.....	22800A	Grommet, A727 Cross Shaft Link (AMC/JEEP).....	1.....	TBA
487.....	22800	Grommet, A727 Cross Shaft Link (Chrysler).....	1.....	3467800
487.....	22800	Grommet, A727 Manual Shaft.....	1.....	3575333
487.....	30135	Hitch Pins, Chrysler.....	1.....	TBA
PUMPS & PUMP COMPONENTS				
500.....	22536	Pump, A727 (19-Spline Input Shaft) 1962-66.....	1.....	TBA
500.....	22537	Pump, A727 1967-70.....	1.....	TBA
500.....	22537A	Pump, A727 1971-77.....	1.....	TBA
500.....	22537B	Pump, A727/A518 Non Lock-Up (1 1/8" ID Rear Bushing) 1978-93.....	1.....	TBA
500.....	22537E	Pump, A727/A518/A618 Non Lock-Up (1 1/4" ID Rear Bushing) 1994-95.....	1.....	TBA
500.....	22537C	Pump, A727/A518 Lock-Up (1 1/8" ID Rear Bushing) 1978-93.....	1.....	TBA
500.....	22537F	Pump, A727/A518/A618 Lock-Up (1 1/4" ID Rear Bushing), Gas, 1994-02.....	1.....	4796467AB
500.....	22537G	Pump, A727/A518/A618 Lock-Up (1 1/4" ID Rear Bushing), Diesel, 1996-02.....	1.....	TBA
500.....	22537H	Pump, 48RE, L/Up (1 1/4" ID Rear Stator Bsh)(O-Ring Groove On Stator) 03-Up.....	1.....	TBA
510.....	22535	Body W/Gears, A727 (No Plastic Baffle Type) 1962-70.....	1.....	TBA
510.....	22535A	Body W/Gears, A727/A518 (15T Outer Gear) 1971-93.....	1.....	TBA
510.....	22535B	Body W/Gears, A727/A518/A618 Gas (12T Outer Gear) (Can Use 22535C) 1994-02.....	1.....	TBA
510.....	22535C	Body W/Gears, A727/A518/A618/48RE Diesel (11T Outer Gear) (Can Use 22535B) 1996-Up.....	1.....	TBA
520.....	22762	Stator, A727 (19-Spline Input Shaft) 1962-66.....	1.....	TBA
520.....	22763	Stator, A727 1967-70.....	1.....	2801045
520.....	22758	Stator, A727 (W/1 Check Ball) 1971-77.....	1.....	3878343
520.....	22758B	Stator, A727/A518 Non Lock-Up (1 1/8" ID Rear Bushing) 1978-Up (W/2 Check Balls).....	1.....	4058929
520.....	22758E	Stator, A727/A518/A618 Non Lock-Up (1 1/4" ID Rear Bushing) (W/2 Check Balls).....	1.....	TBA
520.....	22758C	Stator, A727/A518 Lock-Up (1 1/8" ID Rear Bushing) 1978-Up (W/3 Check Balls).....	1.....	4028273
520.....	22758D	Stator, A727/A518/A618 Lock-Up (1 1/4" ID Rear Bushing) 1994-Up (W/3 Check Balls).....	1.....	TBA
520.....	22758H	Stator, A618 (48RE) L/Up (1 1/4" ID Rear Bsh)(W/3 Check Balls) O-Ring Groove, 03-Up.....	1.....	TBA
530.....	22759	Pump Gears, A727/A518/A618 (W/15 Teeth Outer Gear) (.747" Thick).....	1.....	TBA
530.....	22759A	Pump Gears, A727/A518/A618 (W/15 Teeth Outer Gear) (.748" Thick).....	1.....	TBA
530.....	22759B	Pump Gears, A727/A518/A618 (W/15 Teeth Outer Gear) (.749" Thick).....	1.....	TBA
530.....	22759C	Pump Gears, A727/A518/A618 (W/12 Teeth Outer Gear) (.748" Thick).....	1.....	TBA
530.....	22759D	Pump Gears, A618/48RE (W/11 Teeth Outer Gear) 1996-Up.....	1.....	TBA
DRUMS, PISTON KITS & CLUTCH HUBS				
551.....	12640A	Drum, A518/A618 Overdrive (6-8 Clutch) 1988-Up.....	1.....	4461040
551.....	12640	Drum, A518/A618 Overdrive (8-10 Clutch) 1990-Up.....	1.....	4461089
551.....	22659B	Drum, 48RE Overdrive, 24-Lug, Non-Updated (Can Use 12640) 2003-Up.....	1.....	TBA
554.....	22766	Drum, Forward (Rear Cl Retainer) A727/A518/A618, 1962-Up.....	1.....	3743622
554.....	22766B	Drum, Forward (Rear Cl Retainer) 48RE, 2003-Up.....	1.....	52854149AA
554.....	K22118	Drum Kit Forward W/ Input Sh & Dir Hub, 19-Spline Input, 1962-66.....	1.....	TBA
554.....	K22119	Drum Kit Forward W/ Input Sh & Dir Hub, 24-Spline Input, No S/Ring Hub, 1967-77.....	1.....	TBA
554.....	K22120	Drum Kit Forward W/ Input Sh & Dir Hub, 24-Spline Input, S/Ring Hub, Non-L/Up, 1978-89.....	1.....	TBA
554.....	K22120A	Drum Kit Forward W/ Input Sh & Dir Hub, 24-Spline Input, Non-L/Up, 1990-93.....	1.....	TBA
554.....	K22121B	Drum Kit Forward W/ Input Sh & Dir Hub, 24-Spline Input, Non-L/Up, 1994-95.....	1.....	TBA
554.....	K22121	Drum Kit Forward W/ Input Sh & Dir Hub, 23-Spline Input, L/Up, 1978-89.....	1.....	TBA
554.....	K22121A	Drum Kit Forward W/ Input Sh & Dir Hub, 23-Spline Input, L/Up, 1990-93.....	1.....	TBA
554.....	K22121C	Drum Kit Forward W/ Input Sh & Dir Hub, 23-Spline Input, L/Up, 1994-02.....	1.....	TBA
554.....	K22121D	Drum Kit Forward W/ Input Sh & Dir Hub, 23-Spline Input, L/Up, 2003-Up.....	1.....	TBA
555.....	22100	Drum, A727 Direct (Front Clutch) (4 Clutch) Narrow Bushing 1962-70.....	1.....	TBA
555.....	22100A	Drum, A727 Direct (Front Clutch) (3 Clutch) Narrow Bushing 1962-70.....	1.....	TBA
555.....	K22761	Drum Kit, A727/A518/A618 Direct (Front Cl) (5-Cl) 1971-Up (3 Clu Drum Converted To A 5-Cl Drum) (Contains: 555 (Cut), 965 (Cut), 5-22595D Fri, & 5-22594 Steels.....	1.....	TBA
555.....	22767	Drum, A727/A518/A618 Direct (Front Clutch) (4 Clutch) 1971-Up.....	1.....	4058648
555.....	22767A	Drum, A727/A518/A618 Direct (Front Clutch) (3 Clutch) 1971-Up.....	1.....	4058437
555.....	22767B	Drum, A618 (48RE) Direct (Front Clutch) (5 Clutch) 2003-Up.....	1.....	52854214AA
556.....	22157	Drum, A727 Reverse (Uses Slide On Race) (12 Rollers) 1962-87.....	1.....	TBA
556.....	22157E	Drum, A727/A518 Rev (Slide-On Race) (12-Roller) (Washer Under Snap Ring) 1988-90.....	1.....	4505095
556.....	22157F	Drum, Rev (Press-On Race) (14 Roller) (6" OD At Band Surf) Can Use 22157A/C, 91-Up.....	1.....	TBA
556.....	22157A	Drum, Rev (Press-On Race) (14 Roller) (6.25" OD At Band Surf) Can Use 22157C, 91-93.....	1.....	4505095
556.....	22157C	Drum, A518/618/48RE Rev (Press-On Race) (14 Roller) (6.25" OD At Band Surf) 1994-Up.....	1.....	52118057
		(With 6 5/8" OD Shoulder) Will Retro To 1991.....		

A727, TF-8, A518, 48RE

ILL#	Part#		QTY	REF#
564	K22861	Piston Kit, A727 Forward Clutch 1962-73.....	1	TBA
564	K22861A	Piston Kit, A727/A518/A618 Forward Clutch (Uses A Nylon Spacer) 1974-Up.....	1	TBA
565	K22862A	Piston Kit, A727/A518/A618 Direct Clutch (.835" Thick Piston).....	1	TBA
565	K22862V	Piston Kit, 48RE Direct Clutch (.800" Thick Piston) 2003-Up.....	1	TBA
570	12672	Clutch Hub, A518/A618 Overdrive Clutch (3" Tall).....	1	4461072
575	22125	Clutch Hub, A727 Direct Clutch 1967-77 *Sold With Input Shaft - See ILL# 670*.....	1	TBA
575	22125A	Clutch Hub, A727 Direct Clutch 1978-89 *Sold With Input Shaft - See ILL# 670*.....	1	TBA
575	22125B	Clutch Hub, A727/A518/A618 Direct Clutch 1990-Up *Sold With Input Shaft - See ILL# 670*.....	1	4617855
PLANETS, RING GEARS & SUN GEARS				
580	12656	Planet, Overdrive, 4-Gear, 22-Degree, 1990-93.....	1	4461017
580	12656A	Planet, Overdrive, 4-Gear, Straight Teeth, 1990-Up.....	1	TBA
580	12656C	Planet, Overdrive, 4-Gear, 15-Degree, 1994-Up.....	1	4798520
580	12656AA	Planet, Overdrive, 5-Gear, Straight Teeth, 1990-Up.....	1	4461121
580	12656D	Planet, Overdrive, 5-Gear, 22-Degree, 1990-93.....	1	TBA
580	12656B	Planet, Overdrive, 5-Gear, 15-Degree, 1994-Up.....	1	TBA
580	12656E	Planet, Overdrive, 6-Gear, 22-Degree, 1990-93.....	1	TBA
580	12656EA	Planet, Overdrive, 6-Gear, 15-Degree, 1994-Up.....	1	5093158AA
580	K12656	Planet Kit, OD, 4-Gear, 22-Degree (Planet, Sun Gear, Ring Gear) 1990-93.....	1	TBA
580	K12656A	Planet Kit, OD, 4-Gear, Straight Teeth (Planet, Sun Gear, Ring Gear) 1990-Up.....	1	TBA
580	K12656C	Planet Kit, OD, 4-Gear, 15-Degree (Planet, Sun Gear, Ring Gear) 1994-Up.....	1	TBA
580	K12656AA	Planet Kit, OD, 5-Gear, Straight Teeth (Planet, Sun Gear, Ring Gear) 1990-Up.....	1	TBA
580	K12656D	Planet Kit, OD, 5-Gear, 22-Degree (Planet, Sun Gear, Ring Gear) 1990-93.....	1	TBA
580	K12656B	Planet Kit, OD, 5-Gear, 15-Degree (Planet, Sun Gear, Ring Gear) 1994-Up.....	1	TBA
580	K12656BR	Planet Kit, OD, 5-Gear, 15-Deg (Planet, Sun Gear, Ring Gear, OD Brg & Plate) 1990-Up All.....	1	TBA
580	K12656E	Planet Kit, OD, 6-Gear, 22-Degree (Planet, Sun Gear, Ring Gear) 1990-93.....	1	TBA
580	K12656EA	Planet Kit, OD, 6-Gear, 15-Degree (Planet, Sun Gear, Ring Gear) 1994-Up.....	1	TBA
582	22132	Planet, Front, A727 Early Pitch Type, 1962-65.....	1	TBA
582	22133	Planet, Front, A727(3 Gear) W/1st Des Splines) 1965-75.....	1	TBA
582	22133A	Planet, Front, A727/A518 (3 Gear) W/2nd Des Splines 1976-93.....	1	4028110
582	22134	Planet, Front, A727(4 Gear) W/1st Des Splines 1965-75.....	1	TBA
582	22134A	Planet, Front, A727/A518/A618 (4 Gear) W/2nd Des Splines 1976-93.....	1	4028120
582	22134D	Planet, Front, A727/A518/A618 (4 Gear Aluminum) W/3rd Des Splines 1994-02.....	1	TBA
582	22134DA	Planet, Front, A727/A518/A618 (4 Gear, Straight Teeth) W/2nd Des Splines 1976-93.....	1	TBA
582	22134C	Planet, Front, A727/A518/A618 (5 Gear, Aluminum) W/3rd Des Splines 1994-02.....	1	TBA
582	22134B	Planet, Front, A727/A518/A618 (5 Gear, Steel) W/3rd Des Splines 1996-02.....	1	4617998
582	22134E	Planet, Front, 48RE (6 Gear, Steel) 2003-Up.....	1	52854033AA
582	K22132	Planet Kit, Front, A727 Early Pitch Type (Planet & Ring Gear) 1962-65.....	1	TBA
582	K22133	Planet Kit, Front, A727(3 Gear) W/1st Des Splines) (Planet & Ring Gear) 1965-75.....	1	TBA
582	K22133A	Planet Kit, Front, A727/A518 (3 Gear) 2nd Des Spline (Planet & Ring Gear) 1976-93.....	1	TBA
582	K22134	Planet Kit, Front, A727(4 Gear) W/1st Des Splines (Planet & Ring Gear) 1965-75.....	1	TBA
582	K22134A	Planet Kit, Front, A727/A518 (4 Gear) 2nd Des Spline (Planet & Ring Gear) 1976-93.....	1	TBA
582	K22134D	Planet Kit, Front, A727/518/618 (4 Gear Alum) W/3rd Des Splines (Planet & Ring Gr) 1994-02.....	1	TBA
582	K22134DA	Planet Kit, Front, A727/518/618 (4 Gear, Straight Teeth) 2nd Des Spline (Planet & Ring Gr) 76-93.....	1	TBA
582	K22134C	Planet Kit, Front, A727/518/618 (5 Gear, Alum) W/3rd Des Splines (Planet & Ring Gear) 1994-02.....	1	TBA
582	K22134B	Planet Kit, Front, A727/A518/618 (5 Gear Steel) 3rd Des Spl (Planet & Ring Gear) 1994-02.....	1	TBA
582	K22134E	Planet Kit, Front, 48RE Fwd (6 Gear) (Planet & Ring Gear) 2003-Up.....	1	TBA
584	22148	Planet, Rear A727 Early Pitch Type, 1962-65.....	1	TBA
584	22753	Planet, Rear A727/A518 (3 Gear Aluminum) 1966-02.....	1	2466539
584	22753A	Planet, Rear A727/A518 (4 Gear Aluminum) 1966-02.....	1	2801061
584	22753AA	Planet, Rear A727/A518 (4 Gear, Straight Teeth) 1976-93.....	1	TBA
584	22753BA	Planet, Rear A727/A518/A618 6-Gear Aluminum (Replaces 3 or 4 Gear) 1966-02.....	1	TBA
584	22753B	Planet, Rear 48RE, 6 Gear Steel, 2003-Up.....	1	52854140AA
584	K22753	Planet Kit, Rear A727/A518/A618 (3 Gear) (Planet & Ring Gear) 1966-02.....	1	TBA
584	K22753A	Planet Kit, Rear A727/A518/A618 (4 Gear) (Planet & Ring Gear) 1966-02.....	1	TBA
584	K22753B	Planet Kit, Rear 48RE (6 Gear) (Planet & Ring Gear) 2003-Up.....	1	TBA
584	K22135	Geartrain, 48RE 6 Gear (Frt & Rr Planet, Frt & Rr Ring Gear, Shell & Sun Gear) 2003-Up.....	1	TBA
590	12658	Ring Gear, A518 OD (W/22.5 Deg Teeth) (No I.D. Groove Between Park & Drum Lugs).....	1	4461012
590	12658A	Ring Gear, A518 Overdrive Planet (Straight Teeth).....	1	4461130
590	12658C	Ring Gear, A518 OD (W/15 Deg Teeth) (1 I.D. Groove Between Park & Drum Lugs).....	1	4761010
590	12658D	Ring Gear, 48RE Overdrive Planet, 2003-Up.....	1	5093157AA
592	22136	Ring Gear, A727, 1962-65.....	1	TBA
592	22137	Ring Gear, A727/A518/A618 Front Planet (58 Teeth) 1965-Up.....	1	2892656
592	22137A	Ring Gear, A618 (48RE) Front Planet (92 Teeth) 2003-Up.....	1	52854043AA
594	22151	Ring Gear, A727 Rear Planet (Annulus) Early Pitch Type, 1962-65.....	1	TBA
594	22152	Ring Gear, A727/A518/A618 Rear Planet (Annulus) 1965-Up.....	1	4810002AB
594	22152A	Ring Gear, A618 (48RE) Rear Planet (Annulus) 2003-Up (Flat Where #252 Wsh Rides).....	1	52854074AA
610	12655	Sun Gear, A518 Overdrive (22 Degree Angled Teeth) 1989-94.....	1	4461022

A727, TF-8, A518, 48RE

ILL#	Part#		QTY	REF#
610.....	12655A.....	Sun Gear, A518 Overdrive (Straight Teeth).....	1.....	4461127
610.....	12655C.....	Sun Gear, A518 Overdrive (15 Degree Angled Teeth) 1995-Up.....	1.....	4778742
612.....	22140.....	Sun Gear, A727/518/618 Fwd & Rear Planet, Early Pitch Type, 1962-65.....	1.....	2801311
612.....	22141.....	Sun Gear, A727/518/618 Fwd & Rear Planet (Fits The Thin Shell) No Groove 1965-02.....	1.....	2801311
612.....	22141A.....	Sun Gear, A618 (48RE) Forward & Rear Planet (Fits The Thick Shell) 1 Groove 2003-Up.....	1.....	52854048AA
SHELLS & SUPPORTS				
622.....	22145.....	Shell, A727/A518/A618 Driving (W/3 Holes For Washer).....	1.....	4617978
622.....	22145A.....	Shell, A727/A518/A618 Driving (W/6 Holes For Washer) (.175" Thick At The Lugs).....	1.....	TBA
622.....	22145B.....	Shell, A618(48RE) Driving (W/6 Holes For Washer) 2003-Up (.240" Thick At The Lugs).....	1.....	52854056AA
634.....	22754.....	Support, A727 Output Shaft (4 Bolt) 1962-89.....	1.....	2466882
634.....	22755.....	Support, A727 Output Shaft (6 Bolt) 1989-Up.....	1.....	52118245
634.....	22754U.....	Supp, A518 Pist Retainer (Universal) W/Gov Feed Holes W/2 Plugs 1989-Up.....	1.....	52118180
634.....	22754N.....	Supp, A518 Pist Retainer (1 Tab Wsh) W/Gov Feed Holes, 1989-90 (Can Use 22754U).....	1.....	TBA
634.....	22754P.....	Supp, A518 Pist Retainer (2 Tab Wsh) W/Gov Feed Holes, 1996-02 (Can Use 22754U).....	1.....	52117975
634.....	22754N-01K.....	Support, A518 Pist Retainer (Standard Diameter) 1988-Up No Machining Required.....	1.....	Sonnax
634.....	22754N-02K.....	Support, A518 Pist Retainer (Oversize) 1988-Up Rev Drum Must Be Machined.....	1.....	Sonnax
SPRAGS & ONE WAY CLUTCHES				
650.....	12865.....	Sprag, A518/A618 Overrun Clutch (Overdrive) 1990-Up.....	1.....	4461015
654.....	K22960.....	Sprag, A727/A518 Rear Spring & Roller Kit (12 Rollers).....	1.....	TBA
654.....	12960N.....	Sprag, A727/A518/A618 Rear (14 Rollers With Plastic Cage) 1991-Up.....	1.....	4617199
660.....	12657.....	Inner Race, A518/A618 Overdrive Sprag 1990-Up.....	1.....	4461124
664.....	22750.....	Inner Race, A727/A518 Rear Sprag (12 Roller Type).....	1.....	3420100
664.....	22750L.....	Inner Race, A727/A518/A618 Rear Sprag (14 Roller Type) Sonnax.....	1.....	22750L
665.....	22751.....	Outer Race, A727/A518 Rear Sprag (12 Rollers Type).....	1.....	TBA
665.....	K22961M.....	Outer Race Kit, A727/A518 Rear (12 Roller) (Bolt In).....	1.....	TBA
665.....	22751N.....	Outer Race, A727/A518/A618 Rear Sprag (14 Roller Type).....	1.....	4471473
665.....	K22961MA.....	Outer Race Kit, A727/A518/A618 Rear Sprag (14 Roller) **Must Have T-9250 To Install.....	1.....	TBA
SHAFTS				
670.....	22118.....	Input Shaft W/ Direct Hub, A727 (19-Spline) 1962-66.....	1.....	TBA
670.....	22119.....	Input Shaft W/ Direct Hub, A727 Non-L/Up (24-Spline) 1967-77.....	1.....	TBA
670.....	22120.....	Input Shaft W/ Direct Hub, A727 Non-L/Up (24-Spline) 1978-89.....	1.....	TBA
670.....	22120A.....	Input Shaft W/ Direct Hub 727/A518 Non L/Up (24-Spline) No Bush (1-1/8" OD) 1990-93.....	1.....	TBA
670.....	22121B.....	Input Shaft W/ Direct Hub A518/A618 Non L/Up (24-Spline) 1994-95.....	1.....	TBA
670.....	22121.....	Input Shaft W/ Direct Hub, A727 L/Up (23-Spline) W/Bush 1978-89.....	1.....	TBA
670.....	22121A.....	Input Shaft W/ Direct Hub 727/A518 L/Up (23-Spline) No Bush (1-1/8" OD) 1990-93.....	1.....	TBA
670.....	22121C.....	Input Shaft W/ Direct Hub A727/A518/A618 L/Up (No Bushing) (1-1/4" OD) 1994-Up.....	1.....	4617396
670.....	22121B-01.....	Shaft, HD Input & Hub One-Piece 300M Steel A618/48RE (Sonnax) 1994-Up.....	1.....	22121B-01
670.....	PPR22121B.....	Shaft, HD Input & Hub 300M Steel A518/A618/48RE, Rated 2, 700 Ft/Lbs. Torq (TCS).....	1.....	129600L
674.....	22171A.....	Shaft, A518/A618 Int 1990-93 (2nd Des Splines) Has 1 Hole Between OD SunGr Bushings).....	1.....	4471504
674.....	22171B.....	Shaft, A518/A618 Int 1994-95 (2nd Des Splines) (2 Holes Between 2 OD SunGear Bushings).....	1.....	TBA
674.....	22171C.....	Shaft, A518/A618 Intermediate 1996-Up (3rd Design Splines).....	1.....	4617611
674.....	22171BHD.....	Shaft, A518/A618 Intermediate 1994-03 ("Hardened").....	1.....	TBA
674.....	22171A-02K.....	Pin/Plug Kit, Intern Shaft, 46RH/RE/47RH/RE (5-End Plugs & 5-Pilots) (Sonnax).....	1.....	22171A-02K
678.....	22160.....	Output Shaft, A727 2WD (27" Long) Threaded End, Bearing Type 1962-64.....	1.....	TBA
678.....	22160A.....	Output Shaft, A727 2WD (27" Long) Bolt-On-Yoke Bushing At Rear Seal 1965.....	1.....	TBA
678.....	22163.....	Output Shaft, A727 2WD (27" Long) 1966-75.....	1.....	TBA
678.....	22167.....	Output Shaft, A727 2WD (27" Long) (.618" Pilot) 1976-89.....	1.....	TBA
678.....	22167A.....	Output Shaft, A727 2WD (27" Long) (.345" Pilot) 1990-Up.....	1.....	TBA
678.....	26167B.....	Output Shaft, A727 2WD (27" Long) (.618" Pilot) 1976-89 (Bolt On Yoke).....	1.....	TBA
678.....	22170A.....	Output Shaft, A727 2WD (21" Long) 1966-75.....	1.....	TBA
678.....	22170.....	Output Shaft, A727 2WD (21" Long) (.618" Pilot) 1976-89.....	1.....	TBA
678.....	22169.....	Output Shaft, A727 4x4 (17" Long) International.....	1.....	TBA
678.....	22754F.....	Output Shaft, A727 2WD (16 3/4" Long) (.618" Pilot) Bolt On Yoke 1976-89.....	1.....	TBA
678.....	22754FA.....	Output Shaft, A727 2WD (16 3/4" Long) (.345" Pilot) Bolt On Yoke 1990-Up.....	1.....	TBA
678.....	22169A.....	Output Shaft, A727 2WD (17" Long) (.345" Pilot) Bolt On Yoke 1990-Up.....	1.....	TBA
678.....	22168A.....	Output Shaft, A727 4x4 (13 1/2") (Jeep) (2 3/4" To Snap Ring Groove From End Of Shaft).....	1.....	TBA
678.....	12160N.....	Output Shaft, A518/A618 2WD, 16-1/4" Long, Non-Electronic (1 1/16" Key Way Slot).....	1.....	TBA
678.....	22173A.....	Output Shaft, A518/A618 2WD, 16-1/4" Long, Non-Electronic (1 7/16" Key Way Slot).....	1.....	TBA
678.....	12160NB.....	Output Shaft, A518/A618 2WD (13 Teeth Speed-O Gear) No Key Way.....	1.....	TBA
678.....	22173B.....	Output Shaft, A518/A618 2WD, 16-1/4" Long, Electronic (No Key Way Slot).....	1.....	TBA
678.....	22754A.....	Output Shaft, A727 4x4 (13 1/4") (Jeep) (3" To Snap Ring Groove From End Of Shaft).....	1.....	TBA
678.....	22173.....	Output Shaft, A518/A618 4x4 (9 1/4" Long) Non-Electronic (1 1/16" Key Way Slot).....	1.....	TBA
678.....	22173AA.....	Output Shaft, A518/A618 4x4 (9 1/4" Long) Non-Electronic (1 7/16" Key Way Slot).....	1.....	TBA
678.....	22173C.....	Output Shaft, A518/A618 4x4 (9 1/4" Long) Electronic (No Key Way Slot).....	1.....	TBA
678.....	22172.....	Output Shaft, A727 4x4 (16 1/4") (3 5/8" Snap Ring Groove To End Of Shaft, No-Speedo).....	1.....	TBA

CHRYSLER & JEEP

A727, TF-8, A518, 48RE

ILL#	Part#		QTY	REF#
678.....	22172B.....	Output Shaft, A727 4x4 (16 1/4") (3 5/8" Snap Ring Groove To End Of Shaft, W/-Speedo)	1	TBA
678.....	22173D.....	Output Shaft, A518/A618 4x4 (5 1/4")	1	TBA
678.....	22173DHP.....	Output Shaft, A518/A618 4x4 (5 1/4", No Pilot) High-Performance.....	1	TBA
678.....	22173DA.....	Output Shaft, A518/A618 4x4 (5 1/4") (1 1/8" Long Splines) (W/Pilot On Rear Of Shaft)	1	TBA
678.....	22173DB.....	Output Shaft, A518/A618 4x4 (5 1/4" Long) (1 7/8" Long Splines)	1	TBA
678.....	22172A.....	Output Shaft, A727 4x4 (16 1/4" Long) (Snap Ring Groove 3 1/4" From End Of Shaft)	1	TBA
678.....	22754C.....	Output Shaft, A727 4x4 (17 1/2" Long) (Snap Ring Groove 4 3/4" From End Of Shaft)	1	TBA
678.....	22754CA.....	Output Shaft, A727 4x4 (17 1/2" Long) 1974-79.....	1	TBA
678.....	22171A-02K.....	Pin/Plug Kit, A727 Output Shaft (5-End Plugs & 5-Pilots) 1960-Up	1	Sonnax
GOVERNORS				
680.....	K22204.....	Governor W/ Support, A727 (Large Valve Is 1.002" OD) 1962-65	1	TBA
680.....	K22204A.....	Governor W/ Support, A727 (Large Valve Is 1.070" OD) 1966-Up	1	TBA
680.....	K12802.....	Governor, W/ Support, A518 (Large Valve Is Alum) 1990-95	1	TBA
680.....	K12802E.....	Governor, W/ Support, A518 (Large Valve Is Steel) 1990-95	1	TBA
680.....	K22803B.....	Governor, W/ Support, A518 (Large Valve Is Brass) 1990-95	1	TBA
681.....	K038.....	Valve, A518 Governor (Large, Steel) Superior	1	TBA
681.....	12802-01.....	Valve, A518 Governor (Large, Aluminum) (Sonnax).....	1	TBA
681.....	22621.....	E-Clip, A727/A518 Holds Valves In Governor	1	TBA
681.....	12802.....	Repair Kit, A518 Governor (With Weights & Springs)	1	TBA
681.....	K22803D.....	Repair Kit, A618 Governor (Diesel)	1	TBA
685.....	12800.....	Support, A518 Governor (3 Ring)	1	4461009
685.....	12800A.....	Support, A518 Governor (2 Ring)	1	TBA
685.....	22765.....	Support, A727 Governor.....	1	TBA
688.....	22622.....	Bracket, A727/A518 Governor Bolt.....	1	TBA
697.....	12801.....	Retainer, A518/A618 Governor Support.....	1	4461002
VALVE BODIES (DACCO VB#)				
740.....	CR-2720.....	Valve Body, A727 Non Lock-Up, 1978-Up	1	TBA
740.....	CR-2721.....	Valve Body, A727 Non Lock-Up, No Solenoid, 1978-Up	1	TBA
740.....	CR-2722.....	Valve Body, A727 Lock-Up, 1-Wire Solenoid, 1987-Up	1	TBA
740.....	CR-2723.....	Valve Body, A727 Lock-Up, 2-Wire Solenoid, 1994-Up	1	TBA
740.....	CR-2724.....	Valve Body, A518 Hydraulic, With 1 Solenoid W/O Boost Tube	1	TBA
740.....	CR-2725.....	Valve Body, A518 Hydraulic, With 1 Solenoids W/ Boost Tube	1	TBA
740.....	CR-2726.....	Valve Body, A518 Hydraulic, With 2 Solenoids W/O Boost Tube W/O Boost Valve	1	TBA
740.....	CR-2726B.....	Valve Body, A518 Hydraulic, With 2 Solenoids W/O Boost Tube W/ Boost Valve	1	TBA
740.....	CR-2727.....	Valve Body, A518 Hydraulic, With 2 Solenoids W/ Boost Tube	1	TBA
740.....	CR-2728.....	Valve Body, 46RE/47RE, Round Early Gov Press. Sensor, Early Style Manual Lever	1	TBA
740.....	CR-2730.....	Valve Body, 46RE/47RE, Square Late Gov Press. Sensor, Early Style Manual Lever	1	TBA
740.....	CR-2732.....	Valve Body, 46RE/47RE, Square Late Gov Press. Sensor, Late Style Manual Lever	1	TBA
740.....	CR-2733.....	Valve Body, 48RE, Square Late Gov Press. Sensor, Late Style Manual Lever	1	TBA
VALVE BODIES				
740.....	22769.....	Valve Body, A727, Cable Park, 2-Prong Neutral Safety Switch, 1965.....	1	TBA
740.....	22769A.....	Valve Body, A727, Park Rod, 2-Prong Neutral Safety Switch, 1966-68	1	TBA
740.....	22771.....	Valve Body, A727, Park Rod, 3-Prong Neutral Safety Sw, Partial Kickdown, 1971	1	TBA
740.....	22770.....	Valve Body, A727 Non Lock-Up 1972-Up	1	TBA
740.....	22770A.....	Valve Body, A727 Non Lock-Up 1967-71	1	TBA
740.....	22771L.....	Valve Body, A727 Lock-Up 1978-Up.....	1	TBA
740.....	22771N.....	Valve Body, A727 Non Lock-Up, 1978-Up	1	TBA
740.....	22771NA.....	Valve Body, A727 Lock-Up (Diesel) 1978-Up	1	TBA
740.....	22771A.....	Valve Body, A518/A618 Non Lock-Up (W/1 Solenoid).....	1	TBA
740.....	22771D.....	Valve Body, A518/A618 Non Lock-Up (W/1 Solenoid & Boost Valve Tube)	1	TBA
740.....	22771B.....	Valve Body, A518/A618 Lock-Up (W/2 Solenoids & Boost Valve Tube)	1	TBA
740.....	22771C.....	Valve Body, A518/A618 Lock-Up (W/2 Solenoids & No Boost Valve Tube)	1	TBA
740.....	22771E.....	Valve Body, A518/A618 (3 Solenoids & 1 Round Sensor) 4 Prong Governor Solenoid	1	TBA
.....	1996-98 (For Diesel, Use This Valve Body And A K22908NS Up To 1999 And K22908PS
740.....	22771EA.....	Valve Body, A518/A618 (3 Solenoids & 1 Square Sensor) 4 Prong Governor Solenoid	1	TBA
.....	1999-Up (Uses A 3 Prong Screw-In Neutral Safety Switch)
740.....	22771V.....	Valve Body, A518/A618 (48RE) (With 3 Solenoid & 1 Square Sensor) 4 Prong Governor	1	TBA
.....	Solenoid 2001-Up (Some) Uses A Push-In Neutral Safety Switch
VALVE BODY COMPONENTS				
741.....	22229-03.....	Neutral Safety Back-Up Insulator, A727/A518 (Replaces Plastic Piece On Manual Lever)	1	TBA
741.....	22771A-01.....	Switch Valve, A518/A618 Prevents Lock-Up Shudder (Sonnax).....	1	TBA
741.....	13923.....	Check Ball, A727/A518/A618 11/32" (Torlon)	1	TBA
741.....	22771-12K.....	Detent Ball & Sleeve Kit, A727/A518(46RH/RE)/A618(46RH/RE) Requires 22771-TL12	1	Sonnax
741.....	22771A-13.....	Switch Valve, A518 (Oversize) (Sonnax) Must Use Reamer 22771A-TL13	1	TBA

A727, TF-8, A518, 48RE

ILL#	Part#		QTY	REF#
771.....	22771A-TL13	Reamer Set, For 22771A-13	1	TBA
741.....	22999-01	Retainers, A518/A618 TCC Boost Valve Spring (Sonnax) (5 Pieces)	1	TBA
741.....	K065	Plate, A518/A618 TCC Boost Valve (Superior) With Retainer To Hold Spring In	1	TBA
741.....	K12790	Spring Kit, A727 Lock-Up Delay (Spring & Plate)	1	TBA
741.....	22771-14K	Plug Kit, A727/A518/A618 VB Gov Bore (1-2 Gov Plug, 2-3 Gov Plug & 3-Teflon Seals)	1	Sonnax
741.....	22771-09	Manual Valve, A727/A518 (Allows Converter Charge In Park)	1	Sonnax
741.....	K074	Throttle Valve Kit, A518/A618, Steel Valve & Plunger (Superior)	1	K074
741.....	22771-HDK	Throttle Valve Kit, A727/A518/A618 (High Performance)	1	Sonnax
741.....	22771-01K	Throttle Valve Kit, A727/A518/A618, OE Size, (Valve, Plunger, Springs & Sleeve)	1	Sonnax
741.....	22771-02K	Throttle Valve Kit, A727/A518/A618 (Oversize) (Valve, Plunger, Springs & Sleeve)	1	Sonnax
		(F-22771-TL Reamer & VB-Fix Required)		
741.....	22229-01K	Sleeve & Plug, A727/A518/A618 Line Pressure (.200" OD Plug (Sonnax)	1	TBA
741.....	22229-04K	Sleeve & Plug Kit, A727/A518/A618 Line Pressure (.264" OD Plug) (Sonnax)	1	TBA
741.....	SC46/47RHE	Sure Cure Kit, A518/A618 (Sonnax)	1	TBA
741.....	22771A-10K	Valve, A727/A518 Lube Pressure Regulated Valve (Reduces Converter Drain Back)	1	Sonnax
747.....	TF-PLT-94S	Plate, A518/A618 Valve Body (W/Out Boost Tube) 1988-97	1	Transgo
747.....	TF-PLT-95B	Plate, A518/A618 Valve Body (W/ Lock-Up Boost Tube Type) 1995-03	1	Transgo
747.....	TF-PLT-48RE	Plate, 48RE, Valve Body, 2003-08 (Transgo)	1	Transgo
936.....	22832A	Spring, A518/A618 3-4 Accumulator (.126" OD Wire, 2.350" Long)	1	12861-01
CASES, PANS & CASE COMPONENTS				
760.....	22178P	Case, A727 225 (6 Cylinder) (Push Button) 1962-65	1	TBA
760.....	22178PA	Case, A727 273/318 (Push Button) 1962-65	1	TBA
760.....	22178PB	Case, A727 383/413/426/440 (Push Button) No Boss 1962-65	1	TBA
760.....	22178PC	Case, A727 383/413/426/440 (Push Button) W/ Boss 1964-65	1	TBA
760.....	22178F	Case, A727 383/440 1966-71	1	TBA
760.....	22178FA	Case, A727 383/440 1972-77	1	TBA
760.....	22179AA	Case, A727 225 (6 Cylinder) 1966-71	1	TBA
760.....	22179A	Case, A727 225 (6 Cylinder) Non Lock-Up 1972-77	1	TBA
760.....	22179Y	Case, A727 225 (6 Cylinder) Lock-Up (4 Bolt Support) 1978-Up	1	TBA
760.....	22180B	Case, A727 Slant 6 (Van) W/Timing Hole In Bell	1	TBA
760.....	22179	Case, A727 318/360 1966-71	1	TBA
760.....	22179	Case, A727 318/360 1972-77 (Will Retro Fit Back To 1966)	1	TBA
760.....	22179D	Case, A727 318/360 Non Lock-Up 1978-88	1	TBA
760.....	22179DA	Case, A727 318/360 Lock-Up 1978-88	1	TBA
760.....	22179DB	Case, A727 318/360 Lock-Up (6 Bolt Support)	1	TBA
760.....	22179DC	Case, A727 318/360 Lock-Up (6 Bolt Support) W/Cut Out Bell	1	TBA
760.....	22177	Case, A727 318/360 (Van) W/Timing Hole In Bell	1	TBA
760.....	22178	Case, A727 400/440 Non Lock-Up 1966-77	1	TBA
760.....	22179G	Case, A727 400/440 Non Lock-Up 1978-88	1	TBA
760.....	22178A	Case, A727 400/440 (Van) W/Timing Hole In Bell	1	TBA
760.....	22179GA	Case, A727 400/440 Lock-Up 1978-88	1	TBA
760.....	22179Z	Case, A727 International Truck	1	TBA
760.....	22180A	Case, A727 AMC Non Lock-Up	1	TBA
760.....	22180	Case, A727 AMC Lock-Up	1	TBA
760.....	22178C	Case, A727 Diesel (Cummins) (6 Bolt Support) 1989-Up	1	TBA
760.....	22178M	Case, A727 Diesel (4 Cylinder) Mitsubishi	1	TBA
760.....	22179M	Case, A518 318/360 (12 Roller Type Sprag)	1	TBA
760.....	22179L	Case, A518 318/360 (14 Roller Sprag) (2.812" OD Rear Servo) .900" OD Case	1	TBA
		Connector (Driver Side Starter) 16 Round Holes To Bell		
760.....	22179LA	Case, A518 318/360 (14 Roller Sprag) Screw In Neutral Safety Switch (1.080" OD Case	1	TBA
		Connector) (Driver Side Starter) 16 Round Holes In Bell		
760.....	22179LB	Case, A518 318/360 (14 Roller Sprag) Push In Neutral Safety Switch (1.080" OD Case	1	TBA
		Connector (Driver Side Starter) 16 Round Holes In Bell		
760.....	22179LC	Case, 518 318/360 (14 Roller Sprag) (2.812" OD Rear Servo) .900" OD Case Conn (Driver	1	TBA
		Side Starter) 17 Round Holes In Bell (W/Cut Out For Dust Cover) Dakota / Durango		
760.....	22179LD	Case, A518 318/360 (14 Roller Sprag) Screw-In Neut Safety (1.080" OD Case Conn	1	TBA
		(Driver Side Starter) 17 Round Holes In Bell (W/Cut Out For Dust Cover) Dakota / Durango		
760.....	22179LE	Case, A518 318/360 (14 Roller Sprag) Push-In Neut Safety Sw, 1.080" OD Case Conn	1	TBA
		(Driver Side Starter) 17 Round Holes In Bell (W/Cut Out For Dust Cover) Dakota / Durango		
760.....	22179N	Case, A518 Diesel (14 Roller Sprag) (2.812" OD Rear Servo) .900" OD Case Conn, 1991-94	1	TBA
760.....	22179P	Case, A618 Diesel (14 Roller Sprag) (2.479" OD Rear Servo) .900" OD Case Conn, 1991-94	1	TBA
760.....	22179NA	Case, 518 Diesel (14 Roller Sprag) (2.812" OD Rear Servo) 1.080" OD Case Conn, 1995-02	1	TBA
760.....	22179R	Case, A618 Diesel (14 Roller Sprag) (2.479" OD Rear Servo) 1.080" OD Case Connector	1	TBA
		(No Threaded Boss On Bell For Shift Cable Bracket) (Can Use 22760SD) 1995-02		
760.....	22179RA	Case, A618 (V-10 & Diesel (14 Roller Sprag) (2.479" OD Rear Servo) 1.080" OD	1	TBA
		Case Connector (1 Threaded Boss On Bell For Shift Cable Bracket) 1995-02		
760.....	22179RB	Case, A618 (48RE) Diesel (14 Roller Sprag) 2.479" OD Rear Servo (1.080" OD Case Conn)	1	52118758AB

A727, TF-8, A518, 48RE

ILL#	Part#		QTY	REF#
		W/ 1 Threaded Boss On Bell For Shift Cable Brack (Push-in Neut Safety).....		
		2003-04 (Also V-10 2003-Up).....		
760.....	22179RC.....	Case, A618(48RE) Diesel (14 Roller Sprag) 2.479" OD Rear Servo (1.080" OD Case Conn)	1.....	TBA
		No Threaded Boss On Bell For Shift Cable Brack (Push-In Neut Safety) (Also V-10) 2003-Up.....		
760.....	22179RD.....	Case, 618(48RE) Diesel (W/ 2 Bosses On Side Of Case For Throttle Actuator Motor, 05-06	1.....	TBA
760.....	22179S.....	Case, 518 318/360(14 Roller Sprag) (2.812" OD Rear Serv) .900" OD Case Conn,	1.....	TBA
		Pass Side Starter, 1991-94.....		
760.....	22179SA.....	Case, 518 318/360(14 Roller Sprag) (2.812" OD Rear Serv) 1.080" OD Case Conn,	1.....	TBA
		Pass Side Starter, 1995-02.....		
760.....	22179SB.....	Case, A518 318/360 (12 Roller Sprag) 1990-91	1.....	TBA
761.....	22179-02.....	Sleeve, A727/A518 Shift Linkage Shaft (Requires: 56361-TL).....	1.....	TBA
761.....	K22623.....	Bracket, A518/A618 (Holds Push-In Neutral Safety Switch To Case) Screws Into Case	1.....	TBA
		With 2 Hole Bracket & Washers (For K2627E Switch) 2001-Up		
761.....	K22623A.....	Sleeve, A518/A618 Presses Into Case Connector Hole On Late Model Cases W/1.080" OD	1.....	TBA
		Hole To Convert The Case Into An Early Model Case W/.900" OD Hole		
761.....	22179-06K.....	Sleeve Adapter Kit, A518/A618 Neutral Safety Switch (Sleeve With O-Ring & Washer.....	1.....	Sonnax
		Makes 2001-Up Case Fit Early Type Cases With The 3 Prong Neutral Safety Switch)		
765.....	22182.....	Pan, A727 Shallow 1962-Up.....	1.....	TBA
765.....	22182A.....	Pan, A518 Deep (Flat Bottom) 2.5" Deep, 1990-94.....	1.....	4428462
765.....	22182B.....	Pan, A518 Deep (Ribbed W/Dip For Filter) 3" Deep, 1995-Up.....	1.....	TBA
765.....	22182C.....	Pan, A618 Deep (Flat Bottom, Ribbed, 3.135" Deep) 1998-Up.....	1.....	52118780AD

EXTENSION HOUSINGS & OVERDRIVE ASSEMBLIES

770.....	K12999.....	Overdrive Assy, 2WD A518 (RH) W/ Gov, W/Speedo Type (ILL#861C To ILL# 770E) 90-95	1.....	TBA
770.....	K12999A.....	Overdrive Assy, 4WD A518 (RH) W/ Gov, W/Speedo Type (ILL#861C To ILL# 770E) 90-95	1.....	TBA
770.....	K12999B.....	Overdrive Assy, 2WD A518/618 (RE) No Gov, W/Speedo Type (ILL#861C To ILL# 770E) 93-97	1.....	TBA
770.....	K12999BB.....	Overdrive Assy, 2WD A518/618 (RE) No Gov, No Speedo Type (ILL#861C To ILL# 770E) 98-Up	1.....	TBA
770.....	K12999C.....	Overdrive Assy, 4WD A518/618 (RE) No Gov Type (ILL#861C To ILL# 770E) 93-Up	1.....	TBA
770.....	K12999D.....	Overdrive Assy, 2WD 48RE (ILL#861C To ILL# 770E) 2003-Up.....	1.....	TBA
770.....	K12999E.....	Overdrive Assy, 4WD 48RE (ILL#861C To ILL# 770E) 2003-Up.....	1.....	TBA
770.....	22205.....	Ext Hsg, A727 2WD (18-1/2") No Weight Bracket Holes (Ring Retainer On Bottom)	1.....	TBA
770.....	22205AA.....	Ext Hsg, A727 2WD (18-1/2") No Weight Bracket Holes (Ring Retainer On Side).....	1.....	TBA
770.....	22205A.....	Extension Housing, A727 2WD (18 1/2") With Weight Bracket Holes	1.....	TBA
770.....	22205P.....	Extension Housing, A727 2WD (Push Button) Bolt On Flange 1962-64	1.....	TBA
770.....	22205PA.....	Extension Housing, A727 2WD (Push Button) Slip On Yoke 1965	1.....	TBA
770.....	12205C.....	Extension Housing, A518 2WD (Speed-O Gear Type) Holds 3 Overdrive Clutches	1.....	TBA
770.....	22205B.....	Extension Housing, A727 2WD (8" Long) Bolt On Yoke Type (2 1/2" OD Rear Seal)	1.....	TBA
770.....	22205BA.....	Extension Housing, A727 2WD (8 1/4" Long) Bolt On Yoke Type (2 3/4" OD Rear Seal)	1.....	TBA
770.....	12205F.....	Extension Housing, A518/A618 4x4 (15 7/8" Long) (No Speed-O) No Sensor (Uses	1.....	TBA
		A Rear Seal) (Uses A 2 Bolt Mount) (Can Use 12205FC)		
770.....	22205C.....	Extension Housing, A727 4x4 (10 1/4" Long) Cast Iron	1.....	TBA
770.....	12205FB.....	Ext Hsg, A518/A618 4x4 (15 7/8" Long) (No Speed-O) No Sensor (Uses A Rear	1.....	TBA
		Seal) (Uses A 3 Bolt Mount) (Can Use A 12205FC)		
770.....	12205FC.....	Ext Hsg, 518/618 4x4 (15 7/8") (No Speed-O) No Sensor (Uses Rear Seal, 5-Bolt Mount)	1.....	TBA
770.....	22205D.....	Extension Housing, A727 4x4 (8 1/2" Long) Cast Iron	1.....	TBA
770.....	12205CA.....	Extension Housing, A518/A618 2WD (No Governor) (With Speed-O) W/Sensor	1.....	TBA
770.....	12205CB.....	Extension Housing, A518/A618 2WD (No Governor) (No Speed-O) W/Sensor.....	1.....	TBA
770.....	22205JA.....	Ext Hsg, 48RE 2WD (No Speed-O) (W/ Sensor) 2003-Up (2.985" OD Rear Seal).....	1.....	TBA
770.....	12205FD.....	Ext Hsg, A518/A618 4x4 (10 7/8") (No Speed-O) W/Sensor (Can Use 12205FE).....	1.....	TBA
770.....	12205FE.....	Extension Housing, A518/A618 4x4 (10 7/8" Long) No Gov (Holds 4 Or 6 Overdrive	1.....	TBA
		Clutches) (W/Speed Sensor) W/2 Mounting Bosses On Driver Side		
770.....	12205FF.....	Ext Hsg, A518/A618 4x4 (10 7/8") No Gov (Holds 4 Or 6 OD Clutches) W/Speed Sensor.....	1.....	TBA
		W/3 Mounting Bosses On Drivers Side & W/1 Mounting Boss On Pass Side.....		
770.....	22205E.....	Extension Housing, A727 4x4 (6 7/8" Long) Aluminum	1.....	TBA
770.....	22205F.....	Extension Housing, A727 4x4 (6 5/8" Long) Aluminum	1.....	TBA
770.....	22205FA.....	Extension Housing, A727 4x4 (8 3/8" Long) Aluminum	1.....	TBA
770.....	22205H.....	Extension Housing, A727 4x4 (10 1/4" Long) Aluminum Up To 1989.....	1.....	TBA
770.....	22205HA.....	Extension Housing, A727 4x4 (10 1/4" Long) Aluminum (W/ 7/8" Bolts) 1990-Up	1.....	TBA
770.....	22205V.....	Extension Housing, 48RE 4x4, CAST # 44577, 2003-Up	1.....	5093166AA
771.....	22706.....	Cover, A727/A518/A618 Output Shaft Snap Ring (With Bolts).....	1.....	TBA

SPEEDO COMPONENTS & SNAP RINGS

774.....	12922A.....	Speed-O Housing, A727/A518/A618 (Aluminum) (Cable Type)	1.....	TBA
774.....	12922B.....	Speed-O Housing, A727/A518/A618 (Plastic) With 3 Round Prong Connectors	1.....	TBA
774.....	12922C.....	Speed-O Housing, A727/A518/A618 (Plastic) With 3 Flat Blade Connectors	1.....	TBA
779.....	22087.....	Pan Bolt, A727	AR.....	TBA
839.....	31866.....	Pan Magnet, Rectangle	1.....	TBA
839.....	31866R.....	Pan Magnet, Round.....	1.....	3787240

A727, TF-8, A518, 48RE

ILL#	Part#		QTY	REF#
842.....	22624.....	Bracket, A727 Speed-O Hold Down	1.....	TBA
844.....	22625.....	Key, A518/A618 Holds Governor Support To Shaft (Half Moon)	1.....	TBA
844.....	22625A.....	Key, A518/A618 Holds Governor Support To Shaft (Rectangle).....	1.....	TBA
848.....	12927AA.....	Gear, A727/A518/A618 Driven Speed-O (24 Teeth) With 3" Long Steel Shaft.....	1.....	TBA
848.....	12927AB.....	Gear, A727/A518/A618 Driven Speed-O (29 Teeth) With 1 1/2" Long Steel Shaft.....	1.....	TBA
848.....	12927AC.....	Gear, A727/A518/A618 Driven Speed-O (32 Teeth) With 1 1/2" Long Steel Shaft.....	1.....	TBA
848.....	12927AD.....	Gear, A727/A518/A618 Driven Speed-O (34 Teeth) With 1 1/2" Long Steel Shaft.....	1.....	TBA
848.....	12927AE.....	Gear, A727/A518/A618 Driven Speed-O (36 Teeth) With 1 1/2" Long Steel Shaft.....	1.....	TBA
848.....	12927AF.....	Gear, A727/A518/A618 Driven Speed-O (36 Teeth) With 1 1/2" Long Steel Shaft.....	1.....	TBA
853.....	22601E.....	Cushion Spacer, A727/A518/A618 Forward Clutch Spring Spacer	1.....	3515077
860.....	K22954.....	Snap Ring Kit, A727, 1962-Up.....	1.....	28680
860.....	K22928A.....	Snap Ring Kit, A518, 1990-Up.....	1.....	TBA
860.....	K12928D.....	Snap Ring Kit, A518 Overdrive Section Only, 1990-Up.....	1.....	TBA
NI.....	22612.....	Snap Ring, A518/A618/48RE Holds Piston Retainer To Reverse Drum	1.....	6033591
860.....	22602.....	Snap Ring, A518/A618 Overdrive Clutch (Waved).....	1.....	4461066
861.....	22610.....	Snap Ring, A518/A618 Overdrive Clutch Front.....	1.....	4461082
862.....	22603.....	Snap Ring, A518/A618 Overdrive Clutch (Flat).....	1.....	4461065
863.....	22608.....	Snap Ring, A518/A618 Overdrive Direct Drum To Ring Gear.....	2.....	4461060
864.....	22604.....	Snap Ring, A518/A618 Overdrive Direct Clutch (Front).....	1.....	4461032
866.....	22605.....	Snap Ring, A518/A618 Overdrive Sun Gear (Round).....	1.....	4461064
867.....	22606.....	Snap Ring, A518/A618 Overdrive Sun Gear (Flat).....	1.....	4461063
868.....	22607.....	Snap Ring, A518/A618 Overdrive Ring Gear To Output Shaft.....	1.....	4461059
877.....	22611.....	Snap Ring, A727/A518 Forward Drum (Bottom, Wavy).....	1.....	2466806
878.....	22601.....	Snap Ring, A727/A518/A618 Forward & Direct Clutch (.062").....	1.....	1942063
878.....	22601A.....	Snap Ring, A727/A518/A618 Forward & Direct Clutch (.074").....	1.....	1942064
878.....	22601B.....	Snap Ring, A727/A518/A618 Forward & Direct Clutch (.088").....	1.....	1942065
878.....	22601C.....	Snap Ring, A727/A518/A618 Forward & Direct Clutch (.106").....	1.....	2466811
878.....	22601F.....	Snap Ring, A727/A518/A618 Forward & Direct Clutch, Waved (.052").....	1.....	3410570
878.....	K22601.....	Snap Ring Set, 727/518/618 Fwd & Dir Cl (4 Per Set) (1 Each Of .062"/.074"/.088"/.106").....	1.....	TBA
884.....	22631.....	Snap Ring, A518/A618/48RE, Holds Fwd/Rev Sun Gear To Shell.....	2.....	1736521
885.....	22618.....	Snap Ring, A727/A518, Hold Rear Servo In Case (Also Front Servo)1962-Up	1-2.....	TBA
885.....	22618A.....	Snap Ring, A618/48RE Hold Rear Servo In Case (Smaller)1994-Up	1.....	TBA
880.....	22609.....	Snap Ring, A727/A518/A618 Holds Input To Forward Hub.....	1.....	2124872
890.....	22612.....	Snap Ring, A518/A618/48RE Holds Piston Retainer To Reverse Drum	1.....	6033591
891.....	22613.....	Snap Ring, A518/A618/48RE, Output Shaft To Ball Bearing, 1990-Up	1.....	4461068
892.....	22614.....	Snap Ring, A518/A618 (RH Models) Governor Oil Sleeve To Extension Housing, 1990-96.....	1.....	4461056
893.....	22615.....	Snap Ring, A518/A618/48RE, Extension Housing To Rear Ball Bearing, 1990-Up	1.....	4461069
894.....	22616.....	Snap Ring, A727/A518/A618/48RE, Front Planet To Output Shaft.....	1.....	6024312
895.....	22617.....	Snap Ring, A727, Holds Rear Bearing To Output Shaft (Rear).....	1.....	TBA
896.....	22618.....	Snap Ring, A518/A618/48RE, Hold Front Servo In Case (Also 727/518 Rear Servo) 1990-Up	1-2.....	1942130
897.....	22619.....	Snap Ring, A727, Extension Housing To Output Shaft Ball Bearing.....	1.....	TBA
897.....	22619A.....	Snap Ring, A518/A618/48RE, Extension Housing To Front Ball Bearing (Has 2-Ears) 1990-Up.....	1.....	4461057
898.....	22620.....	Snap Ring, A518/A618 (RH Models) Output Shaft To Governor, 1990-96.....	1.....	TBA
SERVOS, ACCUMULATORS, LINKAGE & MISCELLANEOUS				
905.....	22301B-01K.....	Servo Kit, 2nd Gear / Kickdown Super Hold A727/A518/A618, 1971-Up (Sonnax).....	1.....	22301B-01K
		Includes: Piston, Cover, Sleeve, Pin, Seals. Sealing Rings & O-Rings.....		
906.....	23301SA.....	Spring, A727/A518/A618 Kickdown Servo (Outer) 1962-Up	1.....	4617573
906.....	23301SB.....	Spring, A727/A518 Kickdown Servo (Inner) 1962-Up	1.....	3410444
907.....	K080.....	Piston, Kickdown Super Servo A727/A518/A618, Pist & Sleeve, Strut, 71-Up (Superior)	1.....	K080
907.....	K080-MAG.....	Piston, Magnum Kickdown Servo A727/A518/A618 (K080, Power Strut, Power Wedge).....	1.....	K080-MAG
907.....	22301B.....	Piston, A727/A518/A618 Kickdown Servo (Large Pin) 1972-Up	1.....	3410440
907.....	22301A.....	Piston, A727 Kickdown Servo (Small Pin Type) 1962-71	1.....	TBA
907.....	K056.....	Spacer Kit, A727/A518/A618, Intermediate Servo, Pack of 5ea (Superior).....	1.....	K056
909.....	23301R.....	Retainer, A727/A518/A618 Kickdown Servo Spring (Cover) (Large Pin Type) 1972-Up.....	1.....	3410441
910.....	K22912.....	Servo Assembly, A727/A518 Reverse Servo (2.812" OD) 1967-Up.....	1.....	TBA
910.....	K22912A.....	Servo Assembly, A618 Reverse Servo (Diesel) (2.479" OD).....	1.....	TBA
911.....	22912S.....	Spring, A727/A518 Rear Servo Return.....	1.....	2801241
912.....	K029.....	Piston, Rear Servo & Pin A727/A518, Super Servo-Steel, 1971-Up (Superior).....	1.....	K029
912.....	22912.....	Piston, Rear Servo, A727/A518(46RH/46RE) 2.80" OD, Billet Alum 1971-Up	1.....	Sonnax
912.....	22912B.....	Piston, Rear Servo, A518 (47RH/47RE) 2.46" OD, Billet Alum 1994-96.....	1.....	Sonnax
912.....	22912C.....	Piston, Rear Servo, A518 (47RH/47RE) / 48RE , Billet Alum 1997-Up	1.....	Sonnax
912.....	22912-01K.....	Plug, Piston, Rear Servo, A727/A518/A618 (Contains: Plug, O-Ring & Retaining Ring) 71-Up	1.....	Sonnax
912.....	K086.....	Piston, Rear Servo & Pin 48RE, Super Servo-Billet Alum, 2003-Up (Superior).....	1.....	K086
913.....	T12913.....	Pin, Rear Servo, A727/A518, Steel, 1971-Up.....	1.....	Teckpak
913.....	KT12913.....	Pin, With Installer, Rear Servo, A727/A518, Steel, 1971-Up	1.....	Teckpak
914.....	22912R.....	Retainer, A727/A518/A618 Rear Servo Spring (2.856" OD) (Cupped).....	1.....	TBA
914.....	22912RA.....	Retainer, A518/A618 Rear Servo Spring (2.510" OD) (Top Hat)	1.....	1942150

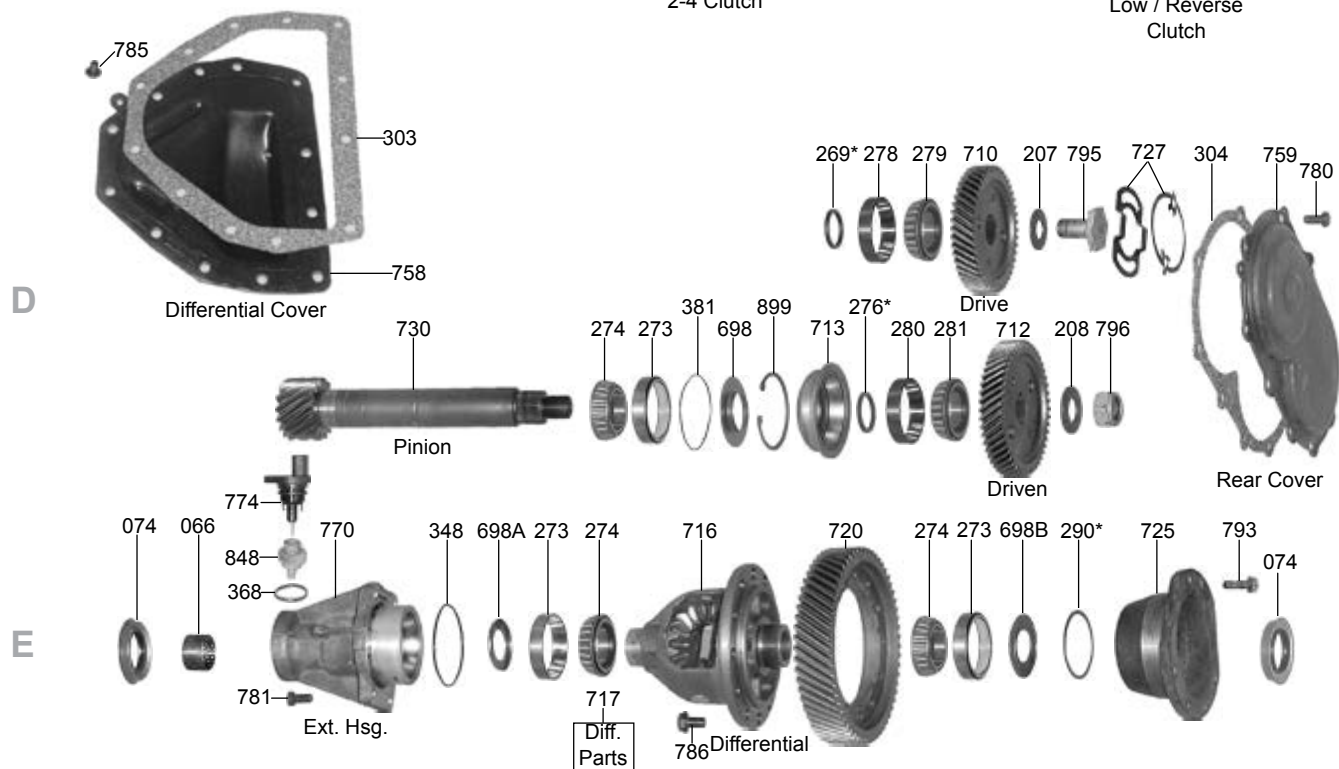
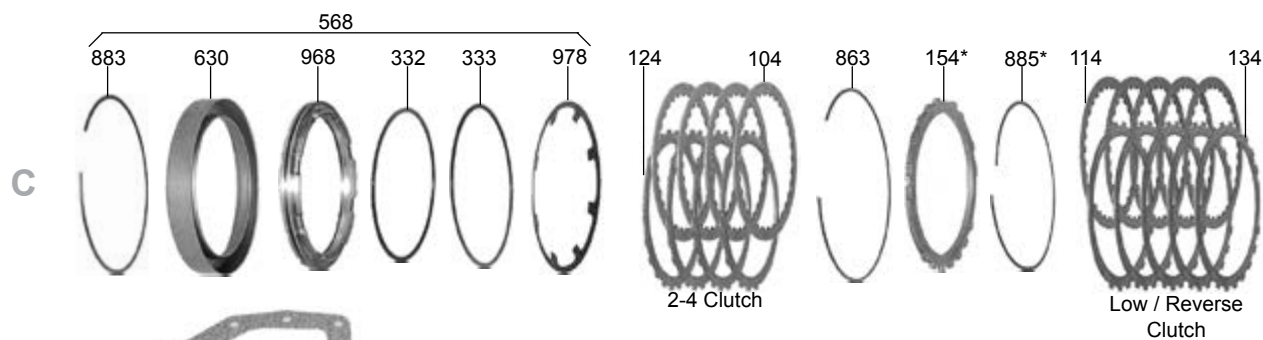
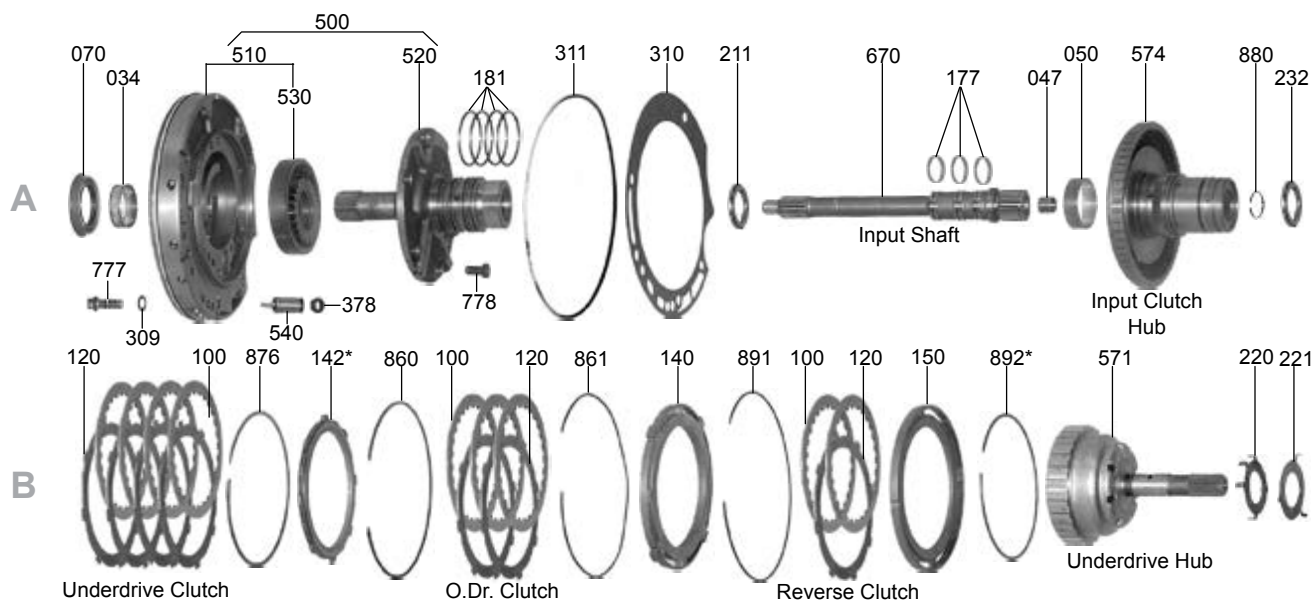
A727, TF-8, A518, 48RE

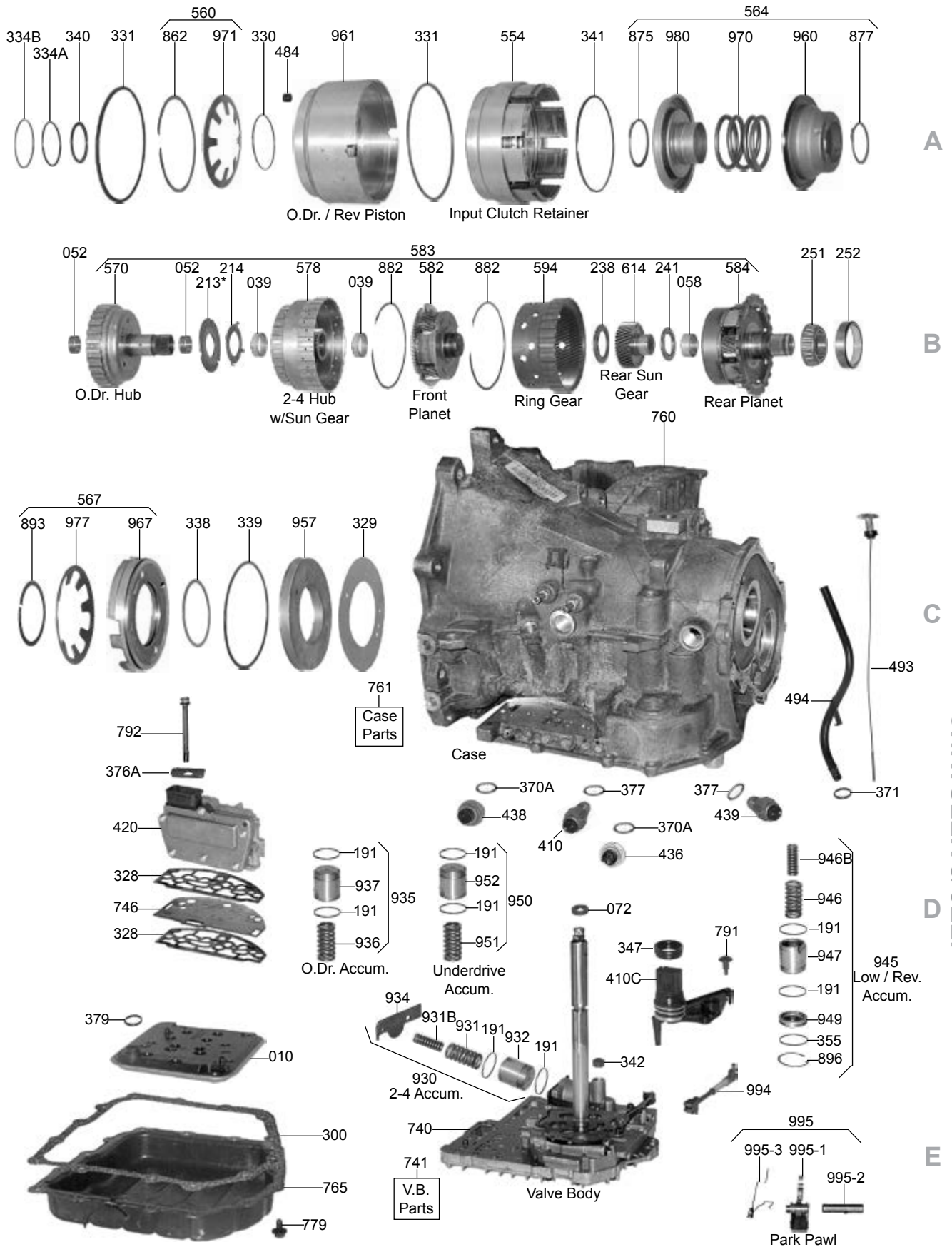
ILL#	Part#		QTY	REF#
914	22912RB	Retainer, A618 Rear Servo Spring (2.525" OD) Flat (Diesel)	1	52118342
916	K22916	Strut Assembly, A727/A518/A618/48RE Kickdown Band	1	TBA
916-1	22914	Arm, Band Apply Servo, A727/A518, 3.8 Ratio	1	TBA
916-1	22914A	Arm, Band Apply Servo, A727/A518/618/48RE, 5.0 Ratio	1	TBA
916-2	22825-01	Strut HD, A727/A518/A618 Kickdown Band	1	Sonnax
916-2	K031	Strut, A727/A518/A618 Kickdown Band Apply (Heavy Duty) Superior	1	K031
916-2	22915D	Strut, A727/A518/A618 Kickdown Band	1	TBA
916-3	22916	Anchor, Kickdown Band, Strut (Wedge) A727/A518/618/48RE	1	TBA
916-3	PW-518AC	Anchor, "Power Wedge" Kickdown Band, Unbreakable-Billet Steel (Adapt-A-Case)	1	PW-518
917	K22917	Strut Assy, A727/A518 Rev Band (W/Solid Band) (6" Drum) (7 PC Lever) 1962-91	1	TBA
917	K22917C	Strut Assy, A518 Rev Band (W/Solid Band) (7 PC Lever) 1990	1	TBA
917	K22917A	Strut Assy, A727/A618 Rev Band (W/Solid Band) (6 1/4" Drum) (7 PC Lever) L1991-Up	1	TBA
917	K22917B	Strut Assy, A618 Rev Band (Double Wrap Band) (6 1/4" Drum) (5 PC Lever) 1996-Up	1	TBA
917	22900-10	Band Strut, A518/A618 Reverse Band (.100" Longer)(Sonnax)	1	TBA
917	22900-15	Band Strut, A518/A618 Reverse Band (.150" Longer)(Sonnax)	1	TBA
919	22086	Adjusting Bolt, A727/A518/A618 Front Band	1	6036115AA
925	K22841	Accumulator Assembly, A727/A518/A618 (Plastic Piston)	1	TBA
926	22841S	Spring, A727/A518/A618 Accumulator Return	1	3515079
927	22841AA	Piston, A727/A518/A618 Accumulator (Aluminum)	1	TBA
927	22841AB	Piston, A727/A518/A618 Accumulator (Aluminum With 4 Rings)	1	TBA
927	22841	Piston, A727/A518/A618 Accumulator (Plastic)	1	TBA
927	22841-01K	Piston/Sleeve Kit, 727/518/618 Accum (1 Piston, 2 Seals & Sleeves) No Matching Required	1	Sonnax
936	22832A	Spring, A518/A618 3-4 Accumulator (.126" OD Wire) Sonnax	1	12861-01
936	22832	Spring, A518 3-4 Accumulator (.060" OD Wire) (2.750" Long)	1	TBA
960	12783	Piston, A518/A618 Overdrive Direct Clutch	1	4431695
964	22861	Piston, A727/A518/A618 Forward Clutch	1	3743624AB
965	22862	Piston, A727/A518/A618 Direct Clutch	1	2464651AB
970	12673	Spring, A518/A618 Overdrive Clutch Return, 1990-Up	1	4461027
974	22637	Spring, A727 Forward Clutch Disc Spring 1964-73	1	1942015
974	22637A	Spring, A727/A518/A618 Forward Clutch Disc Spring 1974-Up	1	3743621AB
975	K22862S	Spring Set, A727/A518/A618 Direct Clutch Return	1	4617205
985	22862R	Retainer, A727/A518/A618 Direct Clutch Return	1	2801949
989	22752	Retainer, A727/A518 Rear Sprag	1	2801426
989	22752A	Retainer, A727/A518/A618 Rear	1	TBA
991	K22229A	Rooster Comb, A727 (Has No Plastic Insulator For Neutral Safety Switch) 1965-E70	1	TBA
991	K22229B	Rooster Comb, A727 (Has Long Plastic Insulator For Neutral Safety Switch) L1970-77	1	TBA
991	K22229C	Rooster Comb, A727 (Has Long Plastic Insulator For Neutral Safety Switch) 1978-88	1	TBA
991	K22229D	Rooster Comb, 727/518/618 (Long Plastic Insulator For Screw In Neut Safety Sw, 89-01	1	TBA
991	K22229F	Rooster Comb, 48RE (Short Plastic Insulator For The Push In Neut Safety Switch) 2001-Up	1	TBA
993	22628	Internal Linkage & Rooster Comb, A727	1	TBA
994	22813	Park Rod, A727	1	TBA
994	22813N	Park Rod, A518/A618	1	4471478
994	22813V	Park Rod, 48RE, 2003-Up	1	52854079AA
995	K22824	Park Pawl Assembly, A727	1	TBA
996	30402A	Fitting, A727/A618 Cooler Line (1/2" Line x 1/4" Pipe) Screw In Flared (Diesel)	1	52028764AA
996	3117	Fitting, A727 Cooler Line (5/16" Line x 1/8" Pipe) Screw In Flared	1	TBA
996	30401	Fitting, A518 Cooler Line (3/8" Line x 1/4" Pipe) Push In (Gas)	1	52028629
996	30402	Fitting, A518/A618 Cooler Line (1/2" Line x 1/4" Pipe) Push In (Diesel)	1	4897792AA
996	30402B	Fitting, 48RE Late, 1/2" Screw-In (Teckpak)	1	T22996D
996	30402C	Fitting, 47RE / 48RE, For External Cooler (Teckpak)	1	T22996X
996	22629	Fitting, A727 Cooler Line (90 Degree Elbow) (5/16" Line x 1/8" Pipe) Screw In Flared	1	TBA
996	22629A	Fitting, A727/A518/A618 Cooler Line (3/8" Line x 1/4" Pipe) 1/4" Screw In Flared Male	1	TBA
		(On Case Side) For Push In Line		
996	22000-01K	Repair Kit, A727/A518 Cooler Line Fitting (With 1/4" Pipe Fittings) A Fix For Cracked Cases At The Cooler Fittings (Gas Only) 5 Adapters & 1 Tap Tool (Adapter # 22000-01)	1	TBA
996	22000-01	Adapter, A727/A518 (For The 220001-01K Kit)	1	TBA
996	22629B	Fitting, A518 Cooler Line (3/8" Line x 1/4" Pipe) Push In With Wire Type Clip	1	TBA
996	K057	Clip Kit, A727/A518/A618 Push In Line (6 Clips & O-Rings) (For 1/2" Cooler Lines)(Prevents Blow Out)	1	TBA
		at Connection, Superior		
999	K22630	Tube Set, A518 Governor	1	TBA

Notes

Lined area for notes.

A604, 40TE, 41TE, 41AE





A604, 40TE, 41TE, 41AE

ILL#	Part#		QTY	REF#
OVERHAUL KITS & PISTON KITS				
NI.....	K92900	Overhaul Kit, A604, W/Gaskets & Low/Rev Retainer, W/O UD Piston Use 92912, 1989-03	1	N/A
NI.....	K92900AX	Overhaul Kit, 40TE, W/Out Pistons, W/Out Pan & Cover Gaskets, 2004-Up	1	N/A
NI.....	K92900A	Overhaul Kit, 40TE, W/ Pistons, W/Out Pan & Cover Gaskets, 2004-Up	1	N/A
NI.....	K92900AX	Overhaul Kit, 41TE/41AE, W/Out Pistons, W/Out Pan & Cover Gaskets, 2004-Up	1	N/A
NI.....	K92900B	Overhaul Kit, 41TE/41AE, W/ Pistons, W/Out Pan & Cover Gaskets, 2004-Up	1	N/A
NI.....	K92941	Piston Kit, 40TE, 3-Pistons (Underdrive / Low-Rev / 2-4) 2004-Up	1	N/A
NI.....	K92941A	Piston Kit, 41TE/41AE, 3-Pistons (Underdrive / Low-Rev / 2-4) 2004-Up	1	N/A
MASTER L/STEEL KITS				
NI.....	DK9200S	Master L/Steel, A604, W/Gaskets & Low/Rev Retainer, W/O UD Piston Use 92912, 1989-03	1	N/A
NI.....	DK9200AXS	Master L/Steel Kit, 40TE, W/Out Pistons, W/Out Pan & Cover Gaskets, 2004-Up	1	N/A
NI.....	DK9200AS	Master L/Steel Kit, 40TE, W/ Pistons, W/Out Pan & Cover Gaskets, 2004-Up	1	N/A
NI.....	DK9200BXS	Master L/Steel Kit, 41TE/41AE, W/Out Pistons, W/Out Pan & Cover Gaskets, 2004-Up	1	N/A
NI.....	DK9200BS	Master L/Steel Kit, 41TE/41AE, W/ Pistons, W/Out Pan & Cover Gaskets, 2004-Up	1	N/A
MASTER W/STEELS KITS				
NI.....	DK9200	Master W/Steel, A604, W/Gaskets & Low/Rev Retainer, W/O UD Piston Use 92912, 1989-03	1	N/A
NI.....	DK9200AX	Master L/Steel Kit, 40TE, W/Out Pistons, W/Out Pan & Cover Gaskets, 2004-Up	1	N/A
NI.....	DK9200A	Master L/Steel Kit, 40TE, W/ Pistons, W/Out Pan & Cover Gaskets, 2004-Up	1	N/A
NI.....	DK9200BX	Master L/Steel Kit, 41TE/41AE, W/Out Pistons, W/Out Pan & Cover Gaskets, 2004-Up	1	N/A
NI.....	DK9200B	Master L/Steel Kit, 41TE/41AE, W/ Pistons, W/Out Pan & Cover Gaskets, 2004-Up	1	N/A
FILTERS				
010.....	92710	Filter, A604 1989-Up	1	4864505
011.....	FK92710	Filter Kit, A604 1989-Up	1	TBA
MISCELLANEOUS FILTERS				
015.....	92712	Screen, A604 Low/Reverse Piston Feed (Orifice) Black	1	4446629
NI.....	92713	Screen, A604 Overdrive Piston, 1989-Up	1	4531903
016.....	92786	Screen, A604 Solenoid 1989-E99 (Included In K92102 Sol. Repair Kit)	8	4431786
016.....	92786A	Screen, A604 Solenoid L99-Up, (Included In K92102A Sol. Repair Kit)	8	TBA
018.....	32777	Screen, A604 Valve Body Regulator Feed	1	3878313
BUSHINGS				
030.....	K92905	Bushing Kit, A604 1989-95	1	TBA
030.....	K92905A	Bushing Kit, A604 1996-Up	1	TBA
034.....	12502	Bushing, A604 Pump Body (Babbitt)	1	2466796
034.....	12502A	Bushing, A604 Pump Body (Bronze)	1	TBA
034.....	12502-01	Bushing, Pump Body (Tighter Tolerances Than OEM) (Sonnax)	1	12502-01
034.....	67001	Bushing, A604 Pump Body (Bronze W/Dimples)	1	TBA
039.....	92005	Bushing, A604 2-4 Clutch Hub 1989-95	2	TBA
039.....	92005A	Bushing, A604 2-4 Clutch Hub 1996-Up	2	TBA
047.....	92002	Bushing, A604 Input Shaft (Rear) (.595" OD) 1989-00	1	4412211
047.....	92002A	Bushing, A604 Input Shaft (Rear) (.605" OD) 2001-Up	1	TBA
050.....	92003	Bushing, A604 Input Clutch Hub (Front)	1	4377170
050.....	92003-01K	Bushing, A604 Input Clutch Hub (Front)(Tighter Tolerances Than OEM) Req: 92003-TL	1	Sonnax
052.....	92004	Bushing, A604 Overdrive Clutch Hub (.283" Tall) 1989-95	2	4412219
052.....	92004A	Bushing, A604 Overdrive Clutch Hub (.365" Tall) 1996-Up	2	4659617
052.....	92004SP	Bushing, A604 Overdrive Clutch Hub (1 Piece)(Fits .959" ID Hub)1989-95 5 Per Pkg	1	Sonnax
052.....	92004L	Bushing, A604 Overdrive Clutch Hub (1 Piece) (Fits .937" ID Hub) 1996-Up 5 Per Pkg	1	Sonnax
052.....	92004LOS	Bushing, A604 Overdrive Clutch Hub (1 Piece) (Fit .941" ID Hub) 1996-Up 5 Per Pkg	1	Sonnax
058.....	92006	Bushing, A604 Rear Planet	1	4412230
066.....	32060	Bushing, A604 Extension Housing	1	4269961
METAL CLAD SEALS				
070.....	12575	Seal, A604 Front (Without Flange)	1	4269057
070.....	92151B	Seal, A604 Front, Thinner Seal, Some 2007-Up	1	5078684AA
072.....	92574	Seal, A604 Linkage (Valve Body Stem Seal) Rubber	1	4412836
074.....	32366	Seal, A604 Axle (Both Sides)	2	4412522AB
074.....	92156	Seal, A604 Axle (All Wheel Drive Only)	2	TBA
NI.....	32125LRB	Axle Stabilizer, A604, W/ Seal Both Sides (Teckpak)	2	32125LRB
NI.....	32125S	Seal, A604 For 32125LRB Axle Stabilizer (Teckpak)	1	330749
FRICTIONS				
100.....	92137	Friction, A604 Overdrive Clutch (.086") 1st Design 1989	3	4377137
100.....	92138	Friction, A604 Overdrive Clutch (.071") 2nd Design (Hi-Energy) 1990-Up	4	4531678
100.....	K92138X	Friction & Steel Kit, A604, Overdrive Clutch (.073") Hi-Energy 1990-Up (Alto)	1	77757

A604, 40TE, 41TE, 41AE

ILL#	Part#		QTY	REF#
104.....	92147	Friction, A604 2-4 Clutch (.086") Hi-Energy 1989-Up.....	4.....	4377125
114.....	92134	Friction, A604 Low/Reverse Clutch (.072") Hi-Energy 1989-Up.....	5.....	4567573
119.....	K92F	Friction Module, A604, W/ Hi-Energy Frictions, 1990-Up.....	1.....	TBA
119.....	K92FBP	Friction Module, A604 (Gen 2, High Performance) 1990-Up.....	1.....	TBA
STEELS				
120.....	92183	Steel, A604 Overdrive / Underdrive / Reverse Clutch (.068").....	5-7.....	4659053
120.....	92190	Steel, A604 Overdrive Clutch (.098") 1989.....	2.....	4377190
124.....	92135	Steel, A604 2-4 Clutch (.101") 1989-Up.....	4.....	4659054
134.....	92162	Steel, A604 Low/Reverse Clutch (.067") 1989-Up.....	5.....	4659055
139.....	K92S	Steel Module, A604.....	1.....	TBA
PRESSURE PLATES				
140.....	92191	Pressure Plate, A604 Overdrive Clutch (8 Lug) 1989-E90.....	1.....	4377191
140.....	92191A	Pressure Plate, A604 Overdrive Clutch (4 Lug, .350") L1990-Up.....	1.....	4531556
140.....	K92911	Kit, OD/Reverse (Includes: 4-Lug OD/Rev Press Plate W/ OD/Rev Piston.....	1.....	5013476AA
140.....	92191B	Pressure Plate, 40TE, Overdrive Clutch (4 Lug, .480") 2003-Up.....	1.....	4800233
142.....	K92186	Pressure Plate Kit, A604 Underdrive Clutch (.215") 1990-Up (With #92600C Snap Ring).....	1.....	4723684
142.....	92186	Pressure Plate, A604 Underdrive Clutch (.215") 1990-Up.....	1.....	TBA
142.....	K92186A	Pressure Plate Kit, A604 Underdrive Clutch (.235") 1990-Up (With #92600C Snap Ring).....	1.....	5017514AA
142.....	92186A	Pressure Plate, A604 Underdrive Clutch (.235") 1990-Up.....	1.....	TBA
142.....	K92186D	Pressure Plate Kit, A604 Underdrive Clutch (.245") 1990-Up (With #92600C Snap Ring).....	1.....	TBA
142.....	92186D	Pressure Plate, A604 Underdrive Clutch (.245") 1990-Up.....	1.....	TBA
142.....	K92186B	Pressure Plate Kit, A604 Underdrive Clutch (.255") 1990-Up (With #92600C Snap Ring).....	1.....	5017513AA
142.....	92186B	Pressure Plate, A604 Underdrive Clutch (.255") 1990-Up.....	1.....	TBA
142.....	K92186C	Pressure Plate Kit, A604 Underdrive Clutch (.275") 1990-Up (With #92600C Snap Ring).....	1.....	4723681
142.....	92186C	Pressure Plate, A604 Underdrive Clutch (.275") 1990-Up.....	1.....	TBA
150.....	92194	Pressure Plate, A604 Reverse Clutch (.335" Thick) (At The Edge) 1989-Up.....	1.....	4531905
150.....	92194B	Pressure Plate, A604 Reverse Clutch (.186" Thick) 1997-Up.....	1.....	4531925
154.....	92265	Pressure Plate, A604 Low/Reverse Clutch (.206") 1989-Up.....	1.....	4567893
154.....	92267	Pressure Plate, A604 Low/Reverse Clutch (.210") 1989-Up.....	1.....	4567894
154.....	92266	Pressure Plate, A604 Low/Reverse Clutch (.220") 1989-Up.....	1.....	4567895
154.....	92265C	Pressure Plate, A604 Low/Reverse Clutch (.230") 1989-Up.....	1.....	4897452AA
154.....	92268	Pressure Plate, A604 Low/Reverse Clutch (.240") 1989-Up.....	1.....	4897453AA
154.....	92265D	Pressure Plate, A604 Low/Reverse Clutch (.250") 1989-Up.....	1.....	4897454AA
154.....	92265E	Pressure Plate, A604 Low/Reverse Clutch (.260") 1989-Up.....	1.....	4897455AA
154.....	92265F	Pressure Plate, A604 Low/Reverse Clutch (.270") 1989-Up.....	1.....	4897456AA
VALVE BODY KITS				
167.....	K92908	Shift Kit, A604 1989-Up (Transgo).....	1.....	SK® 604
SEALING RINGS				
175.....	K92903	Ring Kit, A604, 19 Total, 4-M, 15-T, (W/ 4ea Plated & 4ea Teflon Stator Supp Rings), 1989-Up.....	1.....	TBA
175.....	K92903T	Ring Kit, A604, Teflon, (15-Total), 1989-Up.....	1.....	TBA
177.....	92301	Ring, A604 Input Shaft, Teflon.....	3.....	4446543
179.....	12600A	Ring, A604 Stator Support (2.062" OD) (Seal Plated) 1989-Up.....	4.....	TBA
181.....	34713T	Ring, A604 Stator Support (Updated) (2.062" OD) (Teflon) 1989-Up.....	4.....	8675729
191.....	92302	Ring, A604 Accumulator (Non Rotating) (1.013" OD) (Graphite) 1989-Up.....	8.....	4446544
191.....	92302T	Ring, A604 Accumulator (1.013" OD) (Teflon) 1989-Up.....	8.....	TBA
191.....	K92903B	Update Ring Kit, A604 Accumulator & Pump Stator(8ea Accum Rings & 4ea Pump Rings).....	1.....	TBA
NI.....	K92103	Ring Kit, A604, Accum & Stator(4-Accum O-Rings, 4-Teflon Stator Rings, Improved Sealing).....	1.....	TBA
WASHERS & BEARINGS				
200.....	K92600	Washer Kit, A604 1989-Up.....	1.....	TBA
201.....	K92906	Bearing Kit, A604 1988-Up (Torrington).....	1.....	TBA
207.....	92629	Washer, A604 Output Gear (Under Bolt).....	1.....	6501832
208.....	92629A	Washer, A604 Driven Transfer Gear (Under Nut).....	1.....	6501833
211.....	92633	Brg, A604 Stator To Input Drum (1.713" OD) Also Rear Sun Gear To Rear Planet 1989-93.....	1.....	4412209
213.....	92622	Race, A604 Overdrive Hub To 2-4 Hub (.039") (3 Slot).....	1.....	4431662
213.....	92622G	Race, A604 Overdrive Hub To 2-4 Hub (.048") (3 Slot).....	1.....	4431663
213.....	92622A	Race, A604 Overdrive Hub To 2-4 Hub (.057") (3 Slot).....	1.....	4431664
213.....	92622H	Race, A604 Overdrive Hub To 2-4 Hub (.066") (3 Slot).....	1.....	4431665
213.....	92622B	Race, A604 Overdrive Hub To 2-4 Hub (.074") (3 Slot).....	1.....	4431666
213.....	92622J	Race, A604 Overdrive Hub To 2-4 Hub (.083") (3 Slot).....	1.....	4431667
213.....	92622C	Race, A604 Overdrive Hub To 2-4 Hub (.091") (3 Slot).....	1.....	4431668
213.....	92622D	Race, A604 Overdrive Hub To 2-4 Hub (.100") (3 Slot).....	1.....	4431669
213.....	92622K	Race, A604 Overdrive Hub To 2-4 Hub (.109") (3 Slot).....	1.....	4446670
213.....	92622E	Race, A604 Overdrive Hub To 2-4 Hub (.117") (3 Slot).....	1.....	4446671

A604, 40TE, 41TE, 41AE

ILL#	Part#		QTY	REF#
213.....	92622L	Race, A604 Overdrive Hub To 2-4 Hub (.126") (3 Slot)	1	4446672
213.....	92622F	Race, A604 Overdrive Hub To 2-4 Hub (.135") (3 Slot)	1	4446601
214.....	92627	Washer, A604 Overdrive Hub To 2-4 Hub (4 Tab) (1.263" ID)	1	4412216AB
220.....	92625	Washer, A604 Underdrive Hub To Overdrive Hub (5 Tab) (.050" Thick)(1.260" ID)	1	4471855
220.....	K92625	Washer Set, A604 Underdrive Hub To OD Hub (Includes: 92625 (5 Tab) & 92621 (3 Tab))	1	5018923AA
221.....	92621	Race, A604 Underdrive Hub To Overdrive Hub (3 Tab)(.031" Thick)(1.2663" ID)	1	4431973
232.....	92635	Brg, A604 Input Drum To UD Hub (1.790" OD) Also Rear Sun Gr To Rear Planet, 1994-Up	1	4567262
238.....	92638	Bearing, A604 Front Planet To Rear Sun Gear	1	4412229AB
241.....	93633	Bearing, A604 Rear Sun Gear To Rear Planet 1989-93	1	4412209
241.....	92635	Bearing, A604 Rear Sun Gear To Rear Planet 1994-Up	1	4467262
251.....	32977	Bearing, A604 Presses On Rear Planet 1989-UP	1	TBA
251.....	K32978	Bearing & Race Kit, A604 Presses On Rear Planet 1989-Up	1	TBA
252.....	32978	Cup Race, A604 Rear Planet Bearing To Case 1989-Up	1	TBA
269.....	92629	Shim, A604 Transfer Gear (.144") Output	1	6501832
273.....	32978	Cup Race, A604 Rear Planet & Differential	1-2	4567022
273.....	92829	Cup Race, A604 Pinion (Fits 20 Roller Bearing)	1	4446689
273.....	32978A	Cup Race, A604 Differential (Fits 19 Roller Bearing)	1	4659237
273.....	32978B	Cup Race, A604 AWD Differential, Fits 25 Roller Bearing	1	TBA
274.....	32977	Bearing, A604 Presses On Rear Planet & Differential (22 Roller Bearing) 1989-Up	1-2	4567025
274.....	92965	Bearing, A604 Pinion (20 Roller) (1.500" ID)	1	4446610
274.....	32977A	Bearing, A604 Differential (19 Roller) (1.625" ID)	1	4659238
274.....	32977B	Cone Bearing, A604 AWD Differential AWD (Cast # LM503349)	1	TBA
274.....	K32978	Bearing & Race Kit, A604 Rear Planet & Differential (Both Diff Exc Below) 1989-Up	1-3	TBA
274.....	K32978A	Bearing & Race Kit, A604 Differential, Larger ID (Driver Side) 1996-Up	1	TBA
274.....	K32978B	Bearing & Race Kit, A604, AWD, Differential (Pass Side) 1996-Up	1	TBA
274.....	K92965	Bearing & Race Kit, A604 Pinion Shaft To Case, 1989-Up	1	4856911
275.....	32125LRB	Support Bearing, A604 Axle Stabilizer (Teckpak)	1	TBA
276.....	92965-Z5	Shim Kit, A604 (.005") (10 Piece) (Use W/OE Shims) Sonnax	1	92965-Z5
276.....	92629	Shim, A604 Transfer Gear (.144") Output & Pinion	1	6501832
276.....	92965-30	Shim Kit, A604 (.030") (10 Piece) (Use W/OE Shims) Sonnax	1	92965-30
276.....	92629A	Shim, A604 Transfer Gear (.148") Output & Pinion	1	TBA
227.....	92965-37	Shim Kit, A604 (.037") (10 Piece) (Use W/OE Shims) Sonnax	1	92965-37
276.....	92629B	Shim, A604 Transfer Gear (.152") Output & Pinion	1	TBA
276.....	92965-45	Shim Kit, A604 (.045") (10 Piece) (Use W/OE Shims) Sonnax	1	92965-45
276.....	92629C	Shim, A604 Transfer Gear (.158") Output & Pinion	1	TBA
278.....	92769	Cup Race, A604 Output Gear Bearing To Case 1989-Up	1	4412234
279.....	92964	Cone Bearing, A604 Presses On Output Gear	1	4412235
280.....	92773	Cup Race, A604 Driven Transfer Gear To Case	1	4504041
281.....	92968	Bearing, A604 Driven Transfer Gear (20 Rollers) (1.625" ID)	1	4504042
281.....	K92968	Bearing & Race Kit, A604 Driven Transfer Gear To Case	1	TBA
290.....	39539-Z5	Shim Kit, A604 For 2.48" Thick Differential Bearing Race (.005") (10 Per Kit) Sonnax	1	TBA
290.....	39540-Z5	Shim Kit, A604 For 2.88" Thick Differential Bearing Race (.005") (10 Per Kit) Sonnax	1	TBA

GASKETS & RUBBER COMPONENTS

300.....	92500	Gasket, A604 Bottom Pan	1	4431997
303.....	92501	Gasket, A604 Differential Cover	1	4377169
304.....	92502	Gasket, A604 Transfer Gear Cover	1	4377165
309.....	32172	Gasket / Washer, A604 Pump Bolt	5	TBA
310.....	92544	Gasket, A604 Pump	1	4412844
311.....	32102	O-Ring, A604 Pump	1	4659945
328.....	92598	Gasket, A604 Solenoid Pack (Takes 2) 1989-98	2	4431798
328.....	92598A	Gasket, A604 Solenoid Pack 1999-Up	1	4659982
329.....	92106	Gasket, A604 Low/Reverse Piston Retainer	1	4431649
329.....	92106-01K	Gasket / Seal Kit, A604 Low/Rev Piston Retainer(Steel Gskt/Shim W/ Slot & Rubber Gromm)	1	Sonnax
330.....	92158	O-Ring, A604 Overdrive & Reverse Clutch (Inner) 1989-Up	1	5033158
331.....	92143	Lip Seal, A604 Overdrive & Reverse Clutch (Outer)	2	4412875
332.....	92142	D-Ring, A604 2nd-4th Clutch (Inner)	1	4659376
333.....	92141	D-Ring, A604 2nd-4th Clutch (Outer)	1	4659374
334.....	92170	O-Ring, A604 Input Clutch Rear (.070") (Green) (Inner) 1989-E90	1	6502270
334.....	92169	O-Ring, A604 Input Clutch Rear (.103") (Red) (Inner) 1990-Up	1	6502269
334.....	92172	O-Ring, A604 Input Clutch Front (.070") (Orange) (Inner) 1989-E90	1	6502272
334.....	92171	O-Ring, A604 Input Clutch Front (.103") (Blue) (Inner) L1990-Up	1	6502271
338.....	92145	D-Ring, A604 Low/Reverse Clutch (Inner) 1989-Up	1	4659856
339.....	92140	D-Ring, A604 Low/Reverse Clutch (Outer) 1989-Up	1	4659855
340.....	92111	Lip Seal, A604 Underdrive Clutch (Inner) 1989-Up	1	4659391
341.....	92109	Lip Seal, A604 Underdrive Clutch (Outer) 1989	1	4377173
341.....	92110	Lip Seal, A604 Underdrive Clutch (Outer) 1990-Up	1	4531408
342.....	92144	Seal, A604 2nd-4th Feed (Valve Body To Case)	1	4412291

A604, 40TE, 41TE, 41AE

ILL#	Part#		QTY	REF#
347.....	92521A.....	Grommet, A604 PRNDL Sw To Case (Thin, 1.350" OD For Case Conn Hole)(Rubber) 96-98.....	1.....	TBA
347.....	92521AA.....	Grommet, A604 PRNDL Sw To Case (Thick, 1.420" OD For Case Conn Hole)(Rubber) 99-Up.....	1.....	TBA
348.....	32168.....	O-Ring, A604 Extension Housing 1989-Up.....	1.....	6500111
355.....	92303.....	O-Ring, A604 Low/Reverse Accumulator Cover.....	1.....	6501549
370.....	92107.....	O-Ring, A604 Input Speed Sensor(Small).....	1.....	6501700
370.....	92108.....	O-Ring, A604 Output Speed Sensor(Large).....	1.....	6501701
371.....	3291.....	O-Ring, A604 Filler Tube.....	1.....	6264902
376.....	92522A.....	Seal, A604 Solenoid Conn To External Wire Harn 1989-Up (Flat, Fits Over Conn Prongs).....	1.....	TBA
376.....	92836-02.....	Diaphragm, A604 Switch Seal (In Solenoid Pack) (9 Per Pack) Sonnax.....	1.....	TBA
376.....	92836-03K.....	Diaphragm Kit, A604 Switch Seal Kit (In Solenoid Pack) (3 Diaphragms, 3 Brass Contacts).....	1.....	Sonnax
378.....	92159.....	O-Ring, A604 Cooler By-Pass Valve.....	1.....	TBA
379.....	92167.....	O-Ring, A604 Filter.....	1.....	4412844
381.....	92168.....	O-Ring, A604 Transfer Shaft Bearing Retainer.....	1.....	6501768
TECHNICAL MANUALS				
400.....	TMA604.....	Technical Manual, A604 (ATSG).....	1.....	83-604TM
400.....	TMA604ATR.....	Rebuild Manual, A604 Rebuild Procedures (ATRA).....	1.....	TBA
400.....	TMA604UD.....	Technical Manual, A604 Handbook 1989-4/91 (Updates).....	1.....	83-604TM-U1
407.....	TMA604V.....	Technical Manual & Video, A604.....	1.....	TBA
ELECTRICAL COMPONENTS				
410.....	92927.....	Switch, A604 Neutral Safety (External) 1990-95.....	1.....	4671017
410.....	92869A.....	Switch, A604 PRNDL (Oval Plug) (External) 1990-95.....	1.....	4671019
410.....	92928.....	Switch, A604 Neutral Safety & PRNDL (Internal) 1995-9/98 (Round Pins).....	1.....	4659559-AC
410.....	92928A.....	Switch, A604 Neutral Safety & PRNDL (Internal) 10/98-Up (Flat Blades).....	1.....	4659676AB
410.....	92863.....	Seal, A604, Manual Press (PRNDL) Switch (Allows Early Sw To Fit Late Case) 1993-01.....	1.....	5013863AA
420.....	92836A.....	Solenoid Pack, A604 (Shift Control) Retros To 1989, Covers All 1989-Up.....	1.....	5015646AC
420.....	R92836.....	Solenoid Pack, A604 (Shift Control) 1989-98-Up (Has 6 Screw Solenoid Cover).....	1.....	TBA
420.....	R92836A.....	Solenoid Pack, A604 (Shift Control) 1999-Up (Has 7 Screw Solenoid Cover).....	1.....	TBA
NI.....	92958B.....	Solenoid, 41TE, EPC, Pressure Control, 2007-Up.....	1.....	5078911AA
NI.....	92955B.....	Sensor, 41TE, Pressure / Transducer, 2007-Up.....	1.....	5078336AA
NI.....	92982B.....	Connector, 41TE, 6-Way, Solenoid, 2007-Up.....	1.....	68032364AA
424.....	K92102.....	Repair Kit, A604 Solenoid Pack 1989-98.....	1.....	TBA
424.....	K92102A.....	Repair Kit, A604 Solenoid Pack 1999-Up.....	1.....	TBA
436.....	92887.....	Speed Sensor, A604 Output (.928" OD Threads).....	1.....	4800879
438.....	92888.....	Speed Sensor, A604 Input (.855" OD Threads).....	1.....	4800878
439.....	92869.....	Sensor, A604 Trans Range (PRNDL) (External) 1989-90.....	1.....	4439059
439.....	92869A.....	Sensor, A604 Trans Range (PRNDL) (External) 1991-96.....	1.....	4671019
445.....	92931A.....	Repair Kit, A604 Wire Harness (PRNDL / Neutral Switch).....	1.....	4638996
445.....	92933.....	Repair Kit, A604 Wire Harn, Input / Output Speed Sensor Conn (W/Heat Shrinks) 1989-Up.....	1.....	350-0059
445.....	92932.....	Repair Kit, A604 Wire Harness (Solenoid Connector).....	1.....	350-0068
MISCELLANEOUS COMPONENTS				
484.....	92713.....	Screened Orifice, A604 In Overdrive / Reverse Piston.....	1.....	4531903
494.....	92834-07.....	Shield, A604 Dipstick Tube, Cases With Filler Tubes That Extend Into The Case 1.25" Only.....	1.....	Sonnax
PUMPS & PUMP COMPONENTS				
500.....	92200.....	Pump, A604 (3 Ring Stator) 25T Inner Pump Gear, 1989.....	1.....	TBA
500.....	92200A.....	Pump, A604 (4 Ring Stator) 25T Inner Pump Gear, 3-7/16" Long Stator, 1990-99.....	1.....	4567869AB
500.....	92200B.....	Pump, A604 (4 Ring Stator) 12T Inner Pump Gear, 3-7/16" Long Stator, 2000-Up.....	1.....	TBA
500.....	92200C.....	Pump, A604 (4 Ring Stator) 12T Inner Pump Gear, 2-11/16" Long Stator, 2007-Up.....	1.....	TBA
510.....	92201.....	Pump Body W/Gears, A604 (25T Inner Gear) (.708" Thick) 1989-Up (Can Use 92201A).....	1.....	TBA
510.....	92201A.....	Pump Body W/Gears, A604 (12T Inner Gear) (.495" Thick) 2000-Up (Can Use 92201).....	1.....	TBA
510.....	92201C.....	Pump Body W/Gears, A604 (Uses Thin 92151B Pump Seal) 2007-Up.....	1.....	TBA
520.....	92202.....	Stator, A604 (3 Ring) 1989.....	1.....	TBA
520.....	92202A.....	Stator, A604/42RLE Pump Cover (4 Ring) 1990-Up (Cast # 4377161 or 4567666).....	1.....	TBA
520.....	92202B.....	Stator, A604/42RLE Pump Cover (4 Ring) 2000-Up (Cast # 4659715).....	1.....	TBA
530.....	K92201.....	Pump Gears, A604 (25 Teeth Inner Gear) (.708" Thick) 1989-Up.....	1.....	TBA
530.....	K92201A.....	Pump Gears, A604 (12 Teeth Inner Gear) (.495" Thick) 2000-Up.....	1.....	TBA
540.....	92890.....	By-Pass Valve, A604 (In Case Under Pump).....	1.....	4659946AB
540.....	92836-01K.....	Plug, Cooler By-Pass Valve, Disables OE Bypass & Directs All Fluid Thru Cooler (2ea).....	1.....	92836-01K
540.....	92890A.....	By-Pass Valve, A604 (Splices Into Cooler Line).....	1.....	5252836
DRUMS, CLUTCH HUBS & DRUM PISTON KITS				
554.....	92909.....	Drum, A604 Input Clutch Retainer (W/Bevel) 1989.....	1.....	TBA
554.....	92923.....	Drum, A604 Input Clutch Retainer (W/Out Bevel) 1990-96.....	1.....	4505623
554.....	92923A.....	Drum, A604 Input Clutch Retainer 1997-Up.....	1.....	4659935
554.....	K92923.....	Drum Kit, A604 Input Clutch Retainer (W/Out Bevel) 1990-96 (Contains: Retainer,.....	1.....	5016198AA

A604, 40TE, 41TE, 41AE

ILL#	Part#		QTY	REF#
554	K92923A	2-Snap Rings and 2ea Underdrive & Overdrive Pressure Plates To Adjust Drum Kit, A604 Input Clutch Retainer (W/Out Bevel) 1997-Up (Contains: Retainer, 2-Snap Rings and 2ea Underdrive & Overdrive Pressure Plates To Adjust	1	TBA
560	K92911AA	Piston Kit, A604 Overdrive & Reverse Clutch 1989.....	1	TBA
560	K92911	Piston Kit, A604 Overdrive & Reverse Clutch 1990-Up.....	1	TBA
564	K92910	Piston Kit, A604 Underdrive Clutch 1989-Up.....	1	TBA
567	K92754	Piston Kit, A604 Low/Reverse Clutch (Piston/Spring/Snap Ring) 1989-Up.....	1	TBA
568	K61837	Piston Kit, A604 2nd-4th Clutch (Piston/Retainer/Spring/Snap Ring).....	1	4883078
570	92807	Hub, A604 Overdrive & Reverse (1.140" OD Shaft) 1989-95.....	1	TBA
570	92807A	Hub, A604 Overdrive & Reverse (1.160" OD Shaft) 1996-Up.....	1	4659993
570	K92807	Hub / Planet Kit, A604 (Front Planet, 2nd Des OD Hub, 2-4 Hub W/ Sun Gear) 1989-Up.....	1	4762712AE
571	92806	Hub, A604 Underdrive Clutch W/Solid Shaft.....	1	4431615
574	92248	Hub, A604 Input Clutch (For 3 Ring Stator) 1989.....	1	TBA
574	92248A	Hub, A604 Input Clutch (For 4 Ring Stator) 1990-Up.....	1	TBA
578	92922	Hub & Sun Gear, A604 2nd-4th Clutch (1.140" ID Bushing) 1989-95.....	1	4431622
578	92922A	Hub & Sun Gear, A604 2nd-4th Clutch (1.160" ID Bushing) 1996-Up.....	1	4659618AB
578	K92922A	OD Drum & Hub Assy, A604, 1996-Up (Can Use K92807 1989-Up All).....	1	TBA
PLANETS, RING GEARS & SUN GEARS				
582	92747	Planet, A604 Front 1989-95.....	1	4567539
582	92747A	Planet, A604 Front (W/Heat Treated Splines) 1996-Up.....	1	4567539AB
582	K92807	Planet / Hub Kit, A604 (Front Planet, 2nd Des OD Hub, 2-4 Hub W/ Sun Gear) 1989-Up.....	1	4762712AE
584	92730	Planet, A604 Rear (4-Gear) 1989-E91 (1" From Step To End Of Shaft).....	1	47627004
584	92730A	Planet, A604 Rear (4-Gear) L1991-Up (1 1/8" From Step To End Of Shaft).....	1	4897329
584	92730B	Planet, A604 Rear (5-Gear) 1996-Up (1 1/8" From Step To End Of Shaft).....	1	5014200AA
NI	K92730	Geartrain, A604 (Contains: Front Planet, Rear Planet, 2-4 Hub, Sun Gear, Ring Gear)..... 1989-E91 Rear Planet Is 4-Gear And 1.00" From Step To End Of Shaft	1	TBA
NI	K92730A	Geartrain, A604 (Front Planet, Rear Planet, 2-4 Hub, OD Hub, Sun Gear, Ring Gear) (Rear Planet Is 4-Gear And 1-1/8" From Step To End Of Shaft) L1991-Up (Can Use K92730B).....	1	TBA
NI	K92730B	Geartrain, A604 (Contains: Front Planet, Rear Planet, 2-4 Hub, OD Hub, Sun Gear, Ring Gr)..... (Rear Planet Is 5-Gear And 1-1/8" From Step To End Of Shaft) 1996-Up (Can Use K92730A).....	1	TBA
594	92748	Ring Gear, A604 Rear Planet.....	1	4799794
614	92750	Sun Gear, A604 Rear Planet.....	1	4377080
PISTON RETAINERS, SHAFTS & DIFFERENTIAL COMPONENTS				
630	92650	Retainer, A604 2nd-4th Clutch Piston.....	1	TBA
630	K92650	Retainer Kit, A604 2nd-4th Clutch Piston (Contains: Aluminum Piston & Retainer).....	1	TBA
630	K92650A	Retainer Kit, A604 2nd-4th Clutch Piston (Contains: Bonded Piston & Retainer).....	1	5102880AA
670	92847	Shaft, A604 Input (22 Splines).....	1	TBA
670	92823	Shaft, A604 Input (24 Splines).....	1	TBA
698	92965BF	Baffle, A604 Pinion Brg (2.760" OD) Early's Are Long & Late's Are Short, All Retro Fit.....	1	4471869
698	32978BF	Baffle, A604 Differential Bearing (Under Axle Seal In Extension Housing) 2.210" OD.....	1	4567494
698	32978ABF	Baffle, A604 Differential Bearing (Under Axle Seal In Differential Retainer) 2.605" OD.....	1	4659290
710	92770	Gear, A604 Drive/Output (46 Teeth).....	1	TBA
710	92770A	Gear, A604 Drive/Output (47 Teeth).....	1	TBA
710	92770B	Gear, A604 Drive/Output (49 Teeth).....	1	TBA
710	92770C	Gear, A604 Drive/Output (50 Teeth).....	1	TBA
710	92770D	Gear, A604 Drive/Output (53 Teeth).....	1	TBA
710	92770E	Gear, A604 Drive/Output (55 Teeth).....	1	TBA
710	92770F	Gear, A604 Drive/Output (59 Teeth).....	1	TBA
712	92771	Gear, A604 Driven/Transfer (46 Teeth).....	1	TBA
712	92771A	Gear, A604 Driven/Transfer (49 Teeth).....	1	TBA
712	92771B	Gear, A604 Driven/Transfer (50 Teeth).....	1	TBA
712	92771C	Gear, A604 Driven/Transfer (54 Teeth).....	1	TBA
712	92771D	Gear, A604 Driven/Transfer (58 Teeth).....	1	TBA
713	92773	Retainer, A604 Transfer Gear Cup Race (Steel Housing).....	1	4412273
716	92830	Diff Hsg, A604 (W/22 Roller Brgs On Both Sides) Axle Does Not Use A Snap Ring.....	1	TBA
716	92830C	Diff Hsg, A604 (W/22 Roller Brg Hsg Side) (W/19 Roller Brg Ring Gr Side, Roll Pin Holds..... .733" OD Cross Pin In (Axle Uses Snap Ring To Hold To Diff) Open Hsg-Can See Spider Gears	1	TBA
716	92830CA	Diff Hsg, A604 (W/22 Roller Brg Hsg Side) (W/19 Roller Brg Ring Gr Side, Roll Pin Holds..... .733" OD Cross Pin In (Axle Uses Snap Ring To Hold To Diff) Closed Hsg-Can Not See Gears.....	1	TBA
716	92830CB	Diff Hsg, A604 (W/22 Roller Brg On Hsg Side) (W/19 Roller Brg On Ring Gear Side..... 2 Brackets Hold .665" OD Cross Pin In (Axle Uses A Snap Ring To Hold It To Diff)	1	TBA
716	92830CC	Diff Hsg, A604 (W/22 Roller Brg On Hsg Side) (W/19 Roller Brg On Ring Gear Side, Roll Pin Holds .665" OD Cross Pin In (Axle Does Not Use A Snap Ring To Hold It To Diff).....	1	TBA
716	92830B	Differential Housing, A604 (W/22 Roller Bearing On Housing Side) (W/20 Roller Bearing On Ring Gear Side) (Roll Pin Holds Cross Pin In) (Axle Uses A Snap Ring To Hold It To The Diff.....	1	TBA
716	92830BA	Diff Hsg, A604 (W/22 Roller Brg On Both Sides) (Axle Uses A Snap Ring To Hold It To Diff.....	1	TBA

ILL#	Part#		QTY	REF#
716.....	92830A.....	Differential Housing, A604 All Wheel Drive (W/25 Roller Bearing On Housing Side).....	1.....	TBA
		(W/22 Roller Bearing On Ring Gear Side) Axle Uses A Snap Ring To Hold It To The Differential.....		
716.....	92830AA.....	Diff Hsg, A604 AWD (W/25 Roller Brg On Hsg Side, W/19 Roller Brg On Ring Gear Side).....	1.....	TBA
716.....	92830F.....	Differential Housing, A604, 2006-Up.....	1.....	TBA
717.....	K92852B.....	Gear Kit, A604 (12 Bolt) Side & Spider Gears W/Washers & Pins).....	1.....	TBA
717.....	K039.....	Retainer, A604 Diff Side Gear Cross Pin (Superior) (For .661" OD Pin) Hold Cross Pin In Hsg.....	1.....	Superior
717.....	K049.....	Retainer, A604 Diff Side Gear Cross Pin (Superior) (For .735" OD Pin) Holds Cross Pin In Hsg.....	1.....	Superior
717.....	92853.....	Retainer Kit, Pinion Shaft, A604, All Applications, Universal (2-Hardened Retainers) 89-Up.....	1.....	92853
717.....	604-CBN.....	Differential Pin Brackets (Reduces Pins Busting Case) For "Narrow" Type Diff (.661" OD Pin).....	1.....	Transgo
717.....	604-CB.....	Differential Pin Brackets (Reduces Pins Busting Case) For "Wide" Type Diff (.735" OD Pin).....	1.....	Transgo
717.....	92851.....	Retaining Pin, A604 Holds Differential Side Gear Cross Pin In Housing.....	1.....	TBA
717.....	92851R.....	Retainer, A604 Differential Side Gear Cross Pin 2000-Up (Holds Cross Pin In Housing).....	1.....	TBA
720.....	92831A.....	Ring Gear, A604 Differential (59 Teeth).....	1.....	TBA
720.....	92831.....	Ring Gear, A604 Differential (60 Teeth, 1-Groove).....	1.....	TBA
720.....	92831B.....	Ring Gear, A604 Differential (60 Teeth, 2-Groove).....	1.....	TBA
720.....	92831AA.....	Ring Gear, A604 Differential (56 Teeth).....	1.....	TBA
725.....	32176B.....	Retainer, A604 Differential 2WD (Cast Iron) (6 Bolt) (2.477" Tall).....	1.....	4659736
725.....	32176BA.....	Retainer, A604 Differential All Wheel Drive (Cast Iron) (6 Bolt) (2.676" Tall).....	1.....	TBA
725.....	32176BB.....	Retainer, A604 Differential All Wheel Drive (Steel) (6 Bolt).....	1.....	TBA
727.....	92641.....	Retainer & Plate Drive Transfer Gear Nut (Keeps Nut From Backing Off) 1995-Up.....	2.....	TBA
730.....	92828A.....	Pinion, A604 Transfer Shaft (17 Teeth Tapered Thin Shaft).....	1.....	4531978
730.....	92828C.....	Pinion, A604 Transfer Shaft (17 Teeth Thick Shaft).....	1.....	TBA
730.....	92828.....	Pinion, A604 Transfer Shaft (16 Teeth, Tapered Thin Shaft).....	1.....	4531976
730.....	92828B.....	Pinion, A604 Transfer Shaft (16 Teeth, Thick Shaft).....	1.....	TBA
730.....	92828AA.....	Pinion, A604 Transfer Shaft (15 Teeth).....	1.....	TBA
730.....	92828F.....	Pinion, A604 Transfer Shaft, 2006-Up.....	1.....	TBA
VALVE BODIES (DACCO VB#)				
740.....	CR-2743.....	Valve Body, A604, Casting# 4446639, 4-Checkballs, 1989-91.....	1.....	TBA
740.....	CR-2744.....	Valve Body, A604, Casting# 4511644, 4-Checkballs, 1992-94.....	1.....	TBA
740.....	CR-2745.....	Valve Body, A604, Casting # 4659463, 3-Checkballs, 1995-Up.....	1.....	TBA
VALVE BODIES				
740.....	92835.....	Valve Body, A604 (#33 On Plate) 1989-90.....	1.....	TBA
740.....	92835A.....	Valve Body, A604 (#46 On Plate) 1991-92.....	1.....	TBA
740.....	92835B.....	Valve Body, A604 (#96 On Plate) 1993-Up.....	1.....	TBA
740.....	92835C.....	Valve Body, A604 (#66 On Plate) 1993-94.....	1.....	TBA
740.....	92835CA.....	Valve Body, A604 (#66 On Plate) 1993-94 (No PRNDL Switch).....	1.....	TBA
740.....	92835E.....	Valve Body, A604 (#82 On Plate) 1993-95.....	1.....	TBA
740.....	92835G.....	Valve Body, A604 (#57 On Plate) 1994-95.....	1.....	TBA
740.....	92835D.....	Valve Body, A604 (Uses PRNDL Switch)(With 9 Round Pin Connector)(PRNDL Switch.....	1.....	TBA
		Is The Black Switch On Valve Body)(Has No Coil Spring Under Case Connector) 1996-98.....		
740.....	92835DA.....	Valve Body, A604 (Uses A PRNDL Switch)(With 9 Flat Blade Connector)(PRNDL Switch.....	1.....	TBA
		Is The Black Switch On Valve Body)(Has No Coil Spring Under Case Connector) 1999-06.....		
740.....	92835F.....	Valve Body, A604, 2007-Up.....	1.....	TBA
VALVE BODY COMPONENTS				
741.....	92835-02K.....	Plugs, A604 Switch Valve, OE Size, No Machining, (2 Per Pkg) Sonnax.....	1.....	TBA
741.....	92835-18K.....	Plugs, A604 Switch Valve (Oversized) (2 Plugs, 1-End Plug, 1 O-Ring) Req 92835-RM.....	1.....	TBA
741.....	92835-RM.....	Reamer, A604 For Oversized Plugs # 92835-18K (Sonnax).....	1.....	TBA
741.....	92835-21.....	Valve, A604 Solenoid Switch (Oversize) (Sonnax) Requires Tool F-92835-TL Reamer).....	1.....	TBA
741.....	F-92835-TL.....	Reamer, For 92835-21.....	1.....	TBA
741.....	92835-07.....	Sleeve, A604 Pressure Regulator Reducing (Sonnax).....	1.....	92835-07
741.....	92835-03K.....	Valve Kit, A604 Converter Regulator (1ea Switch Valve, 1ea Bias Valve) (Sonnax).....	1.....	92835-03K
741.....	SC41TE.....	Sure Cure Kit, A604 (Sonnax).....	1.....	TBA
741.....	92099.....	Bushing, A604 Boost Valve (Transgo).....	1.....	604-BSH
COVERS, CASES, CASE COMPONENTS, PANS & HOUSINGS				
758.....	92839.....	Cover, A604 Differential.....	1.....	4659520
759.....	92838A.....	Rear Cover, A604 Transfer Gear (2 Dimples) L1991-Up Retros To 1989.....	1.....	4659636
760.....	92834.....	Case, A604 3.0 (External MLPS) (W/Out By-Pass Valve) 1989-92.....	1.....	TBA
760.....	92834A.....	Case, A604 3.0 (External MLPS) (W/By-Pass Valve) 1993-94.....	1.....	TBA
760.....	92834AD.....	Case, A604 2.5 (External MLPS) (W/By-Pass Valve) 1993-94.....	1.....	TBA
760.....	92834AA.....	Case, A604 2.5/3.0 (External MLPS) (Mount At Top Of Diff) 1995.....	1.....	TBA
760.....	92834AB.....	Case, A604 2.5/3.0 (Early Internal MLPS) 1996-98.....	1.....	TBA
760.....	92834AC.....	Case, A604 3.0/2.5 (Late Internal MLPS) 1999-Up.....	1.....	TBA
760.....	92834EA.....	Case, A604 2.0/2.4 (External MLPS) (Mount At Top Of Diff) 1995.....	1.....	TBA
760.....	92834E.....	Case, A604 2.0/2.4 (Early Internal MLPS) 1996-98.....	1.....	TBA

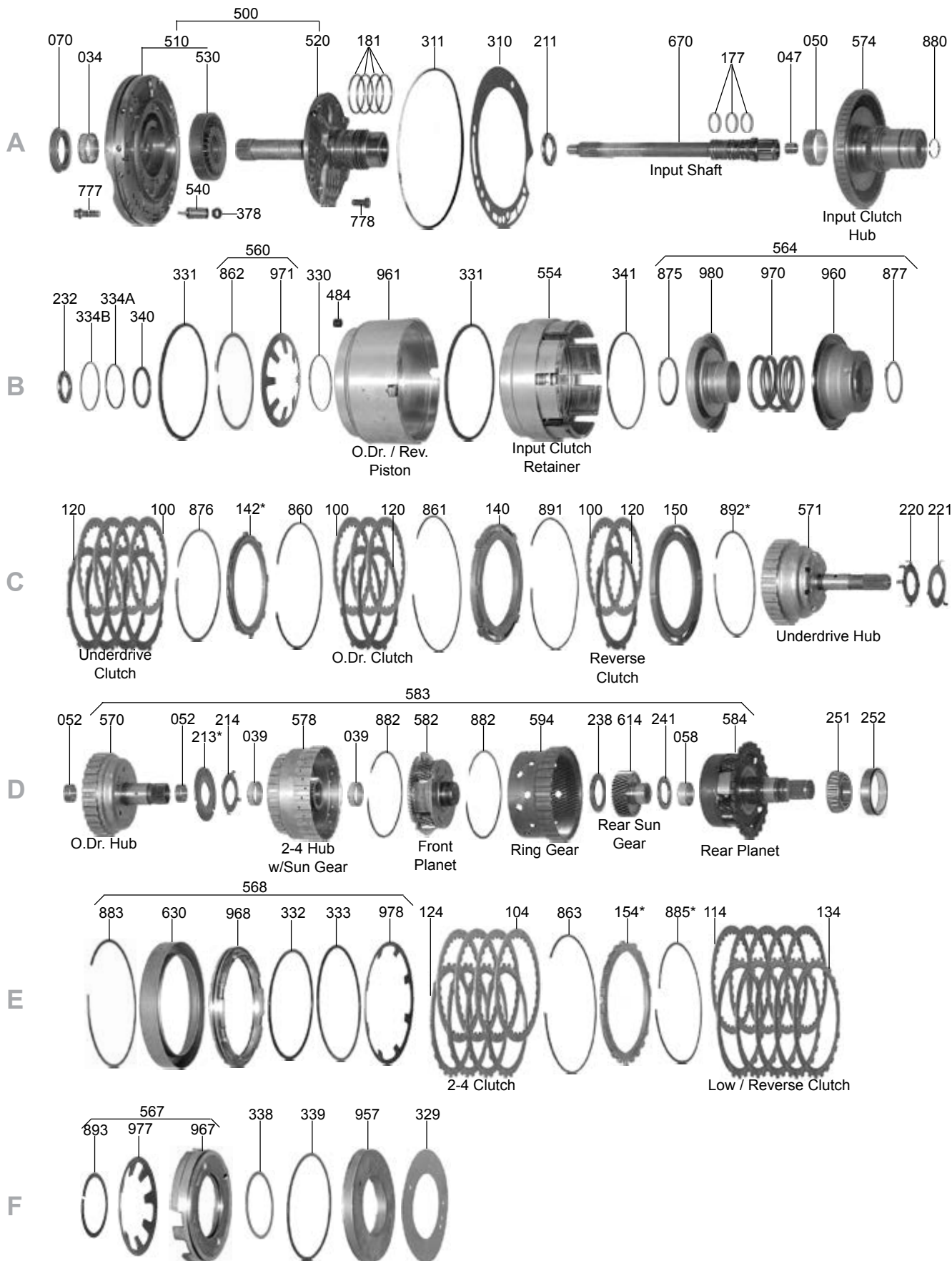
A604, 40TE, 41TE, 41AE

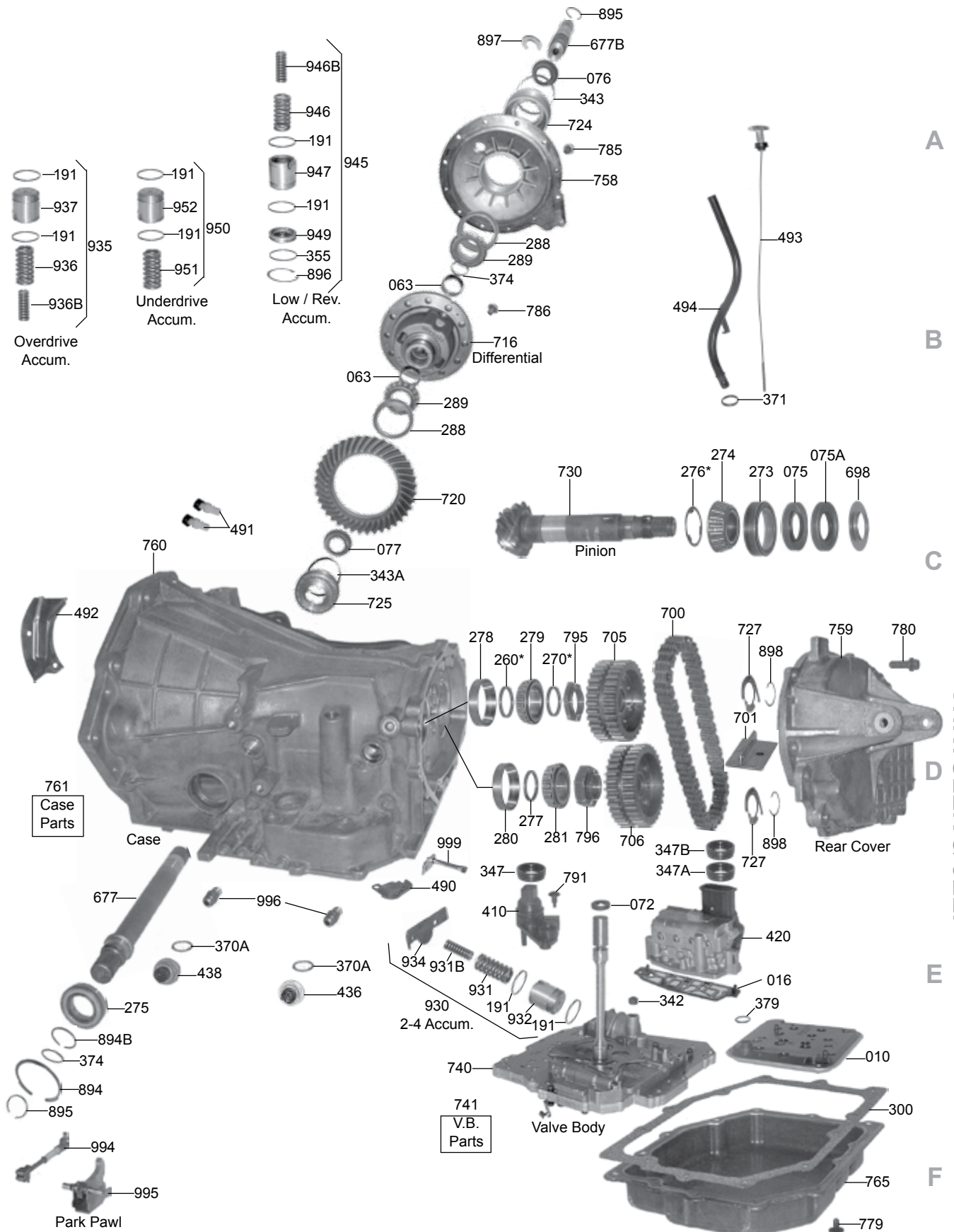
ILL#	Part#		QTY	REF#
760	92834EB	Case, A604 2.0/2.4 (Late Internal MLPS) 1999-Up	1	TBA
760	92834B	Case, A604 3.3/3.8 (External MLPS) (W/Out By-Pass Valve) 1991-92	1	TBA
760	92834BA	Case, A604 3.3/3.8 (External MLPS) (W/By-Pass Valve) 1993-94	1	TBA
760	92834BB	Case, A604 3.3/3.8 (External MLPS) (Mount At Top Of Diff) 1995	1	TBA
760	92834C	Case, A604 3.3/3.8 (Early Internal MLPS) (Round Pins) 1996-98	1	TBA
760	92834CB	Case, A604 3.3/3.8 (Late Internal MLPS) (Flat Pins) 1999-00	1	4883524AA
760	92834D	Case, A604 3.3/3.8 (No Mounting Holes At Rear Left) 2001-06	1	TBA
760	92834G	Case, A604 3.3/3.8 (W/ 2-Mounting Holes At Rear Left) 2001-06	1	TBA
760	92834DC	Case, A604 2.7/3.3/3.8 (W/ 2-Mounting Holes At Rear Left) 2007-Up	1	TBA
761	K92834A	Case Kit, A604 (Converts 1991-94 3.3 & 3.8 Liter To 1996-98) **Case Must Be Machined For	1	TBA
		Tapered Case Conn Sleeve. (Contains: Bracket, Connector Sleeve, 2-Neutral Plugs & Bolts)		
761	K92834B	Case Kit, A604 (Converts 1991-94 3.3 & 3.8 Liter To 1999-Up) **Case Must Be Machined For	1	TBA
		Tapered Case Conn Sleeve. (Contains: Bracket, Connector Sleeve, 2-Neutral Plugs & Bolts)		
765	92837	Pan, A604 Bottom	1	4431997
770	92833	Extension Housing, A604 (W/Speed-O Hole) 1989-92	1	TBA
770	92833A	Extension Housing, A604 (No Speed-O Hole) 1993-Up	1	TBA
770	92833B	Extension Housing, A604 (1 3/4" Overall Height) 4 Bolt (Cast # 4567511)	1	4567413
770	92833C	Extension/Adapter Housing, A604 AWD 6 Bolt	1	TBA
774	RK92883	Repair Kit, A604 Speed-O Hsg (VSS) (3 Prong W/Conn) (Spd-O Hsg, Conn W/ 8"-Wires, OEM	1	5013660AA
791	92624	Bolt, MLPS Sensor To Valve Body	1	TBA
795	92842	Bolt W/Washer, A604 Holds On Output Gear (1/4" Thick) 1989-E91	1	TBA
795	92842A	Bolt W/Washer, A604 Holds On Output Gear (5/16" Thick) L1991-Up	1	6503548
796	92841A	Nut W/Washer, A604 Holds On Transfer Gear (Gray) 1989-E91	1	6501711
796	92841	Nut W/Washer, A604 Holds On Transfer Gear (Gold) L1991-Up	1	6502611
SNAP RINGS, PISTONS, SPRINGS & MISCELLANEOUS				
860	K92187	Snap Ring Kit, A604 (15 Ring-Complete) 1989-Up	1	77680
860	K92187A	Snap Ring Kit, A604 Short (Underdrive, Overdrive, Reverse Only) 1989-96	1	77681
860	K92187B	Snap Ring Kit, A604 Short (Underdrive, Overdrive, Reverse Only) 1997-Up	1	77681A
860	92600A	Snap Ring, A604 Holds Underdrive Pressure Plate 1989-E90	1	4377189
860	92600C	Snap Ring, A604 Holds Underdrive Pressure Plate (.076" Thick)(6 5/16" OD) L1990-Up	1	4567602
860	92600D	Snap Ring, A604 Holds Underdrive Pressure Plate (.090" Thick)(6 5/16" OD) 1997-Up	1	4659934
861	92605A	Snap Ring, A604 Overdrive Pressure Plate (Bottom) (.061" Thick) Wavy (6 7/8" OD)	1	4505621
862	92603	Snap Ring, A604 Holds Spring To Piston (.060" Thick) (5.325" OD)	1	4412203
863	92601A	Snap Ring, A604 Under Low/Reverse Pressure Plate .069" (Tapered)	1	4412269
863	92601B	Snap Ring, A604 Under Low/Reverse Pressure Plate .076" (Tapered) 1998-Up	1	4799858AA
863	92601C	Snap Ring, A604 Under Low/Reverse Pressure Plate .088" (Tapered) 1998-Up	1	TBA
875	92608	Snap Ring, A604 Holds Input Clutch Retainer In (.095" Thick) 2.595" OD (W/2 Eyelets)	1	TBA
876	92600	Snap Ring, A604 Under The Underdrive Pressure Plate 1989-E90	1	4412307
876	92600E	Snap Ring, A604 Under The Underdrive Pressure Plate (.060" Thick) L1990-Up	1	4659980
877	92609	Snap Ring, A604 Holds Underdrive Retainer In (.077" Thick) 2.286" OD (W/ 2 Eyelets)	1	6501715
880	92607	Snap Ring, A604 Holds Input Shaft To Hub (.061" Thick) 1.030" OD (Wire Type)	1	6501702
882	92602	Snap Ring, A604 Front Planet To Rear Ring Gear (.061" Thick) (4.720" OD)	2	6035238
883	92604	Snap Ring, A604 Holds 2nd-4th Clutch Retainer In (.061" Thick) (7" OD)	1	4505591
885	92601	Snap Ring, A604 Under Low/Reverse Pressure Plate (Flat) 1989-Up	1	4412395
891	92600B	Snap Ring, A604 Overdrive Pressure Plate (Top) (.069" Thick)	1	4531411
892	92606	Snap Ring, A604 Holds Reverse Pressure Plate In (.061" Thick)	1	4377195
892	92606A	Snap Ring, A604 Holds Reverse Pressure Plate In (.071" Thick)	1	4412871
892	92606B	Snap Ring, A604 Holds Reverse Pressure Plate In (.081" Thick)	1	4412872
892	92606C	Snap Ring, A604 Holds Reverse Pressure Plate In (.090" Thick)	1	4412873
893	92610	Snap Ring, A604 Holds Low/Reverse Piston In	1	6501853
896	92612	Snap Ring, A604, Holds Low/Reverse Accumulator In Case, 1.60" OD, 1989-Up	1	6501695
899	92611	Snap Ring, A604 Transfer Shaft Retainer	1	6501936
930	K92988B	Accumulator Assembly, A604 2-4 (W/2 Springs)	1	TBA
932	92870A	Piston, Accum 2-4 / OD / UD / Low-Rev (Alum) (Takes 2-Teflon Rings) 2003-Up	1-4	4446620AC
935	K92988C	Accumulator Assembly, A604 Overdrive & Underdrive (W/1 Spring) 1989-Up	1-2	TBA
936	92703A	Spring, A604 Overdrive Accumulator 1989-95 (Also Fits Underdrive Accumulator 1989-95)	1-2	TBA
936	92703	Spring, A604 Overdrive Accumulator 1996-Up (Also Fits Underdrive Accumulator 1996-Up)	1-2	4471880
937	92870A	Piston, Accum OD / 2-4 / UD / Low-Rev (Alum) (Takes 2-Teflon Rings) 2003-Up	1-4	4446620AC
937	92834-05K	Sleeve Kit, A604 OD/2-4/Low/Rev/UD Accum (Restores OEM Shifts) 1989-03	1	Sonnax
937	92870A	Piston, A604 OD Accum (Bonded) 2004-Up (Also 2-4, Low/Rev & Underdrive Accum)	1-3	TBA
937	K92870	Piston Kit, A604 OD Accum With Rings 1989-Up (Also A604 2-4 Accum & Underdrive Accum)	1-3	TBA
937	92834-03K	Sleeve Kit, A604 OD/2-4/Low/Rev/UD Accum 1989-03 (Gives Shorter Than OE Shifts)	1	Sonnax
937	92870HD	Piston Kit, A604 OD Accum (Aluminum) W/ Rubber O-Rings (Also 2-4 & Underdrive Accum)	1-3	Southeast
947	92870A	Piston, Accum Low-Rev / OD / 2-4 / UD (Alum) (Takes 2-Teflon Rings) 2003-Up	1-4	4446620AC
949	92885	Cover / Retainer, A604 Low/Reverse Accumulator (Aluminum) 1989-03	1	4431617
949	92885B	Cover / Retainer, A604 Low/Reverse Accumulator (Bonded) 2004-Up (Retros To 1989)	1	4431617AB
950	K92988A	Accumulator Assembly, A604 Underdrive (W/1 Spring) (Use 92935)	1	TBA

A604, 40TE, 41TE, 41AE

ILL#	Part#		QTY	REF#
950.....	K92988B	Accumulator Assembly, A604 Overdrive & Underdrive (W/2 Springs).....	1	TBA
951.....	92703	Spring, A604 Overdrive Accumulator (Outer) (Fits 2 Spring Type).....	1	4471880
951.....	92703A	Spring, A604 Overdrive Accumulator (1 Spring Type).....	1	TBA
951B.....	92703C	Spring, A604 Overdrive Accumulator (Inner) (2 Spring Type).....	1	TBA
952.....	92870A	Piston, Accum UD / Low-Rev / OD / 2-4 (Alum) (Takes 2-Teflon Rings) 2003-Up.....	1-4	4446620AC
957.....	92755	Retainer, A604 Low/Reverse Clutch Piston (Tin) 1989-03	1	4431648
957.....	92755A	Retainer, A604 Low/Reverse Clutch Piston (Tin) 2004-Up (With Bleeder) *Retros To 1989	1	4800255AB
957.....	92106-01K.....	Gasket / Seal Kit, A604 Low/Rev Piston Retainer(Steel Gskt/Shim W/ Slot & Rubber Gromm)	1	Sonnax
957.....	K92755	Retainer Kit, A604 Low/Reverse Clutch Piston (Retainer W/ Bolts) 1989-Up	1	77670
960.....	92912	Piston, A604/40TE/41TE/41AE Underdrive Clutch (Bonded) 1989-Up	1	4431612
961.....	92911A	Piston, A604 Overdrive & Reverse Clutch (8 Lug OD Pressure Plate)	1	5013476
961.....	92911	Piston, A604 Overdrive & Reverse Clutch (4 Lug OD Pressure Plate)	1	5013476AA
961.....	K92911	Piston Kit, A604 OD & Rev Clutch (Includes: OD/Rev Piston & 4 Lug OD Press Plate).....	1	5013476AA
961.....	K92911BB	Piston Kit, A604 OD & Rev W/Input Cl Hub 1990-Up (W/ Piston, Input Clu Hub & 2-O-Rings)	1	TBA
967.....	92754	Piston, 40TE, Low/Reverse Clutch, 1989-03.....	1	TBA
967.....	92754A	Piston, 40TE, Low/Reverse Clutch (Bonded)(1.185" Thick) 2004-Up	1	4800235AA
967.....	92754B	Piston, 41TE/AE, Low/Reverse Clutch (Bonded)(1.040" Thick) 2004-Up	1	4800256AA
968.....	61837	Piston, A604/40TE/41TE, 2-4 Clutch (Aluminum) (.668" Thick) 1989-2003	1	4883078
968.....	61837B	Piston, 40TE, 2-4 Clutch (Bonded)(.855" Thick) 2004-Up	1	4800234AA
968.....	61837A	Piston, 41TE/41AE, 2-4 Clutch (Bonded)(.665" Thick) 2004-Up	1	4800257AA
970.....	92977	Spring, A604 Underdrive Clutch Return (3.002" OD) (2.250" Tall)	1	4377177
971.....	92802	Spring, A604 Overdrive & Reverse Clutch Return (.063" Thick) (4.992" OD) (8 Fingers)	1	4412202
977.....	92753	Spring, A604 Low/Reverse Clutch Return (.072" Thick) (5.390" OD) (8 Fingers).....	1	4412261
978.....	92810	Spring, A604 2nd-4th Clutch Return (.063" Thick) (6 1/2" OD) (8 Fingers)	1	4412248
980.....	92910	Housing, A604 Underdrive Piston (.555" Thick) 1989-Up.....	1	4431610
980.....	92910A	Housing, A604 Underdrive Piston (.700" Thick) 2004-Up.....	1	4800232AA
994.....	92623	Park Rod Actuator, A604 (.413" Wide Roller)	1	4431634
995.....	92824	Park Pawl, A604 W/Pin & Spring (.340" OD Pin).....	1	4883505AA
996.....	30401	Cooler Line Fitting, A604, 3/8" Push-In.....	1	TBA

A606, 42LE





A606, 42LE

ILL#	Part#		QTY	REF#
OVERHAUL KITS & PISTON KITS				
NI.....	K61900.....	Overhaul Kit, A606/42LE 1993-Up	1	N/A
NI.....	K92941A.....	Piston Kit, A606/42LE 3-Pistons (Underdrive / Low-Rev / 2-4) 2004 Only.....	1	N/A
MASTER L/STEEL KITS				
NI.....	DK6100S.....	Master L/Steels, A606 1993-Up.....	1	N/A
MASTER W/STEELS KITS				
NI.....	DK6100.....	Master W/Steels, A606 1993-Up.....	1	N/A
FILTERS				
010.....	61710.....	Filter, A606 1993-Up.....	1	4796730
011.....	FK61710.....	Filter Kit, A606 1993-Up.....	1	TBA
MISCELLANEOUS FILTERS				
015.....	92712.....	Screen, A606 Low/Reverse Piston Feed (Orifice Block).....	1	3878313
016.....	62786A.....	Filter/Plate, A606 Solenoid Assy To VB, 1993-Up (Included In K61902 Sol. Repair Kit).....	1	TBA
018.....	32777.....	Screen, A606 Valve Body Regulator Feed.....	1	TBA
BUSHINGS				
030.....	K61001.....	Bushing Kit, A606 1993-95.....	1	TBA
030.....	K61001A.....	Bushing Kit, A606 1996-Up.....	1	TBA
034.....	12502.....	Bushing, A606 Pump Body (Babbitt).....	1	2466796
034.....	12502A.....	Bushing, A606 Pump Body (Bronze).....	1	TBA
034.....	12502-01.....	Bushing, Pump Body (Tighter Tolerances Than OEM) (Sonnax).....	1	12502-01
039.....	92005.....	Bushing, A606 2-4 Clutch Hub 1993-95.....	2	TBA
039.....	92005A.....	Bushing, A606 2-4 Clutch Hub 1996-Up.....	2	TBA
047.....	92002.....	Bushing, A606 Input Shaft (Rear) (.595" OD) 1989-01.....	1	4412211
047.....	92002A.....	Bushing, A606 Input Shaft (Rear) (.605" ID) 2001-Up.....	1	TBA
050.....	92003.....	Bushing, A606 Input Clutch Hub (Front).....	1	4377170
050.....	92003-01K.....	Bushing, A606 Input Cl Hub (Front) (Tighter Tolerances Than OEM) Req: 92003TL.....	1	Sonnax
050.....	92003TL.....	Bushing Tool, A606 For S92050 (Sonnax).....	1	TBA
052.....	92004.....	Bushing, A606 Overdrive Clutch Hub (.365" Tall) 1993-95.....	2	4412219
052.....	92004A.....	Bushing, A606 Overdrive Clutch Hub (.283" Tall) 1996-Up.....	2	TBA
052.....	92004SP.....	Bushing, A606 Overdrive Clutch Hub (1 Piece) 1989-95 (Sonnax).....	1	TBA
052.....	92004L.....	Bushing, A606 Overdrive Clutch Hub (1 Piece) (Fits Hub With .937" ID) 1996-Up.....	1	Sonnax
052.....	92004-LOS.....	Bushing, A606 Overdrive Clutch Hub (1 Piece) (Fits Hub With .941" ID) 1996-Up.....	1	Sonnax
058.....	92006.....	Bushing, A606 Rear Planet.....	1	4412230
063.....	61002.....	Bushing, A606 Differential Housing (Inner).....	1	4567225
066.....	32060.....	Bushing, A606 Extension Housing.....	1	TBA
METAL CLAD SEALS				
070.....	12575.....	Seal, A606 Front (Without Flange).....	1	4269057
070.....	12575B.....	Seal, A606 Front (With Flange).....	1	TBA
072.....	92574.....	Seal, A606 Linkage (Valve Body Stem Seal) Rubber.....	1	4412836
075.....	61364.....	Seal, A606 Transfer Shaft (Small) (W/12 Indentions).....	1	4567809
075.....	61365.....	Seal, A606 Transfer Shaft (Large) (Smooth).....	1	4567811
076.....	61367.....	Seal, A606 Right Axle (Outer Differential Adjuster).....	1	4539891
077.....	61366.....	Seal, A606 Left Axle (Inner Differential Adjuster).....	1	4539796
FRICTIONS				
100.....	92138A.....	Friction, A606 Underdrive & Reverse Clutch (.071") Tan 1993-Up USE 92138.....	10	4505629
100.....	92138.....	Friction, A606 Overdrive Clutch (.073") 2nd Design (Hi-Energy) 1993-Up.....	10	4531678
100.....	K92138X.....	Friction & Steel Kit, A606 Overdrive Clutch (.073") High Energy 1993-Up (Alto).....	1	TBA
104.....	92147.....	Friction, A606 2-4 Clutch (.086") Hi-Energy 1993-Up.....	4	4377125
114.....	92134.....	Friction, A606 Low/Reverse Clutch (.072") Hi-Energy 1993-Up.....	5	4567573
119.....	K92F.....	Friction Module, A606, W/ Hi-Energy Frictions, 1993-Up.....	1	RCP96-009
STEELS				
120.....	92183.....	Steel, A606 Overdrive / Underdrive / Reverse Clutch (.068").....	8	4659053
124.....	92135.....	Steel, A606 2-4 Clutch (.101") 1993-Up.....	4	4659054
134.....	92162.....	Steel, A606 Low/Reverse Clutch (.067") 1993-Up.....	5	4659055
139.....	K92S.....	Steel Module, A606.....	1	TBA
PRESSURE PLATES				
140.....	92191A.....	Pressure Plate, A606 Overdrive Clutch (4 Lug, .350") 1993-Up.....	1	4531556
140.....	K92911.....	Kit, OD/Reverse (Includes: 4-Lug OD/Rev Press Plate W/ OD/Rev Piston 1993-Up.....	1	5013476AA
142.....	K92186.....	Pressure Plate Kit, A606 Underdrive Clutch (.215") 1993-Up (With #92600C Snap Ring).....	1	4723684

A606, 42LE

ILL#	Part#		QTY	REF#
142.....	92186	Pressure Plate, A606 Underdrive Clutch (.215") 1993-Up.....	1.....	TBA
142.....	K92186A	Pressure Plate Kit, A606 Underdrive Clutch (.235") 1993-Up (With #92600C Snap Ring).....	1.....	5017514AA
142.....	92186A	Pressure Plate, A606 Underdrive Clutch (.235") 1993-Up.....	1.....	TBA
142.....	K92186D	Pressure Plate Kit, A606 Underdrive Clutch (.245") 1993-Up (With #92600C Snap Ring).....	1.....	TBA
142.....	92186D	Pressure Plate, A606 Underdrive Clutch (.245") 1993-Up.....	1.....	TBA
142.....	K92186B	Pressure Plate Kit, A606 Underdrive Clutch (.255") 1993-Up (With #92600C Snap Ring).....	1.....	5017513AA
142.....	92186B	Pressure Plate, A606 Underdrive Clutch (.255") 1993-Up.....	1.....	TBA
142.....	K92186C	Pressure Plate Kit, A606 Underdrive Clutch (.275") 1993-Up (With #92600C Snap Ring).....	1.....	4723681
142.....	92186C	Pressure Plate, A606 Underdrive Clutch (.275") 1993-Up.....	1.....	TBA
150.....	92194	Pressure Plate, A606 Reverse Clutch (.335" Thick) (At The Edge) 1993-Up.....	1.....	4531905
150.....	92194B	Pressure Plate, A606 Reverse Clutch (.186" Thick) 1997-Up.....	1.....	4531925
154.....	92265	Pressure Plate, A606 Low/Reverse Clutch (.206") 1993-Up.....	1.....	4567893
154.....	92267	Pressure Plate, A606 Low/Reverse Clutch (.210") 1993-Up.....	1.....	4567894
154.....	92266	Pressure Plate, A606 Low/Reverse Clutch (.220") 1993-Up.....	1.....	4567895
154.....	92265C	Pressure Plate, A606 Low/Reverse Clutch (.230") 1993-Up.....	1.....	4897452AA
154.....	92268	Pressure Plate, A606 Low/Reverse Clutch (.240") 1993-Up.....	1.....	4897453AA
154.....	92265D	Pressure Plate, A606 Low/Reverse Clutch (.250") 1993-Up.....	1.....	4897454AA
154.....	92265E	Pressure Plate, A606 Low/Reverse Clutch (.260") 1993-Up.....	1.....	4897455AA
154.....	92265F	Pressure Plate, A606 Low/Reverse Clutch (.270") 1993-Up.....	1.....	4897456AA
VALVE BODY KITS				
167.....	K92908	Shift Kit, A606 1993-Up (Transgo).....	1.....	SK@604
SEALING RINGS				
175.....	K92903	Ring Kit, A606 1993-Up.....	1.....	TBA
177.....	92301	Ring, A606 Input Shaft (1.443" OD) (Teflon) 1993-Up.....	3.....	4446543
181.....	34713T	Ring, A606 Stator Support (Updated) (2.062" OD) (Teflon) 1993-Up.....	4.....	8675729
181.....	K92103	Ring Kit, A606 Stator Support (Updated) (2.062" OD) (Teflon) 1993-Up.....	1.....	8675729
191.....	92302	Ring, A606 Accumulator (Non Rotating) (1.013" OD) (Graphite) 1993-Up.....	8.....	4446544
191.....	92302T	Ring, A606 Accumulator (1.013" OD) (Teflon) 1993-Up.....	8.....	TBA
191.....	K92903B	Ring Kit, A606 Accumulator (8 Rings) And Stator (4 Rings).....	1.....	TBA
WASHERS & BEARINGS				
200.....	K92600	Washer Kit, A606 1993-Up.....	1.....	TBA
201.....	K92906	Bearing Kit, A606 1993-Up.....	1.....	TBA
211.....	92633	Brg, A606 Stator To Input Drum (1.713" OD) Also Rear Sun Gr To Rear Planet, 1993-Up.....	1.....	4412209
213.....	92622	Race, A606 Overdrive Hub To 2-4 Hub (.039") (3 Slot).....	1.....	4431662
213.....	92622G	Race, A606 Overdrive Hub To 2.4 Hub (.048") (3 Slot).....	1.....	4431663
213.....	92622A	Race, A606 Overdrive Hub To 2.4 Hub (.057") (3 Slot).....	1.....	4431664
213.....	92622H	Race, A606 Overdrive Hub To 2.4 Hub (.066") (3 Slot).....	1.....	4431665
213.....	92622B	Race, A606 Overdrive Hub To 2.4 Hub (.074") (3 Slot).....	1.....	4431666
213.....	92622J	Race, A606 Overdrive Hub To 2.4 Hub (.083") (3 Slot).....	1.....	4431667
213.....	92622C	Race, A606 Overdrive Hub To 2.4 Hub (.091") (3 Slot).....	1.....	4431668
213.....	92622D	Race, A606 Overdrive Hub To 2.4 Hub (.100") (3 Slot).....	1.....	4431669
213.....	92622K	Race, A606 Overdrive Hub To 2.4 Hub (.109") (3 Slot).....	1.....	4431670
213.....	92622E	Race, A606 Overdrive Hub To 2.4 Hub (.117") (3 Slot).....	1.....	4431671
213.....	92622L	Race, A606 Overdrive Hub To 2.4 Hub (.126") (3 Slot).....	1.....	4431672
213.....	92622F	Race, A606 Overdrive Hub To 2.4 Hub (.135") (3 Slot).....	1.....	4446601
214.....	92627	Washer, A606 Overdrive Hub To 2-4 Hub (4 Tab) (1.263" ID).....	1.....	4412216AB
220.....	92625	Washer, A606 Underdrive Hub To Overdrive Hub (5 Tab)(.050" Thick) (1.260" ID).....	1.....	4471855
220.....	K92625	Washer Set, A606 UD Hub To OD Hub (Includes: 92625 (5 Tab) & 92621 (3 Tab).....	1.....	5018923AA
221.....	92621	Race, A606 UD Hub To OD Hub (3 Tab)(.031" Thick)(1.265" ID)(Use K92625).....	1.....	4431973
232.....	92635	Bearing, A606 Input Drum To UD Hub (1.790" OD) 1994-Up.....	1.....	4467262
238.....	92638	Bearing, A606 Front Planet To Rear Sun Gear.....	1.....	4412229AB
241.....	92635	Bearing, A606 Rear Sun Gear To Rear Planet 1993-Up.....	1.....	TBA
251.....	92964	Bearing, A606 Presses On Rear Planet 1993-Up.....	1.....	TBA
252.....	92769	Cup Race, A606 Rear Planet Bearing To Case.....	1.....	TBA
255.....	61768	Cup Race, A606 Pinion Bearing (Transfer Case Side).....	1.....	TBA
256.....	61769	Bearing, A606 Pinion (Transfer Gear Side).....	1.....	TBA
260.....	61640	Shim, A606 Output Shaft To Rear Brg Selective (5.17mm-5.19mm To 6.04mm-6.06mm).....	1.....	5280020
261.....	61768A	Cup Race, A606 Case To Output Shaft (Rear).....	1.....	TBA
263.....	61769A	Bearing, A606 Output Shaft To Case (Rear).....	1.....	TBA
270.....	61641	Shim, A606 Output Shaft To Drive Sprocket Selective (2.64mm-2.84mm To 4.11-4.31mm).....	1.....	5280053
273.....	61822	Cup Race, A606 Pinion Bearing 1993-Up.....	1.....	4567293
274.....	61821	Bearing, A606 Pinion 1993-Up.....	1.....	4657292
275.....	61827	Ball Bearing, A606 Axle Shaft To Case (Sealed Type).....	1.....	4539879
276.....	61642	Shim, A606 Pinion Head To Bearing Selective (.681mm-.707mm To 1.113mm-1.139mm).....	1.....	4539677
277.....	61643	Shim, A606 Under Rear Pinion Shaft Brg Selective (3.53mm-3.55mm To 4.67mm-4.69mm).....	1.....	TBA

A606, 42LE

ILL#	Part#		QTY	REF#
278	62769	Race, A606 Drive Transfer Gear Bearing.....	1	TBA
278	92769	Cup Race, A606 Rear Planet To Case 1993-Up(# 252).....	1	4412234
279	62964	Cone Bearing, A606 Drive Transfer Gear To Case 1993-Up.....	1	4412235
279	92964	Cone Bearing, A606 Presses On Rear Planet 1993-Up(# 251).....	1	TBA
280	61824	Race, A606 Driven Transfer Gear Bearing.....	1	4539863
281	61823	Bearing, A606 Driven Transfer Gear.....	1	4539862
288	61826	Cup Race, Differential To Retainer.....	1	3723569
289	61825	Bearing, A606 Differential Housing To Retainer.....	2	1790541
290	39539-Z5	Shim, A606 Differential Bearing (.005") Sonnax.....	1	39539-Z5

GASKETS & RUBBER COMPONENTS

300	61500	Gasket, A606 Bottom Pan (Cork).....	1	TBA
310	61276	Gasket, A606 Pump.....	1	4659126
311	32102	O-Ring, A606 Pump.....	1	4659945
329	92106	Gasket, A606 Low/Reverse Piston Retainer.....	1	4431649
329	92106-01K	Gasket / Seal Kit, A606 Low/Rev Piston Retainer, Steel Gskt/Shim W/ Slot & Grommet.....	1	Sonnax
330	92158	O-Ring, A606 Overdrive & Reverse Clutch (Inner) 1993-Up.....	1	5033158
331	92143	Lip Seal, A606 Overdrive & Reverse Clutch (Outer).....	2	4412875
332	92142	D-Ring, A606 2nd-4th Clutch (Inner).....	1	4659376
333	92141	D-Ring, A606 2nd-4th Clutch (Outer).....	1	4659374
334	92169	O-Ring, A606 Input Clutch Rear (.103") (Red) (Inner) 1993-Up.....	1	6502269
334	92171	O-Ring, A606 Input Clutch Front (.103) (Blue) (Inner) 1993-Up.....	1	6502271
338	92145	D-Ring, A606 Low/Reverse Clutch (Inner) 1993-Up.....	1	4659856
339	92140	D-Ring, A606 Low/Reverse Clutch (Outer) 1993-Up.....	1	4659855
340	92111	Lip Seal, A606 Underdrive Clutch (Inner) 1993-94.....	1	4377174
340	92111A	Lip Seal, A606 Underdrive Clutch (Inner) 1995-Up.....	1	4659391
341	93110	Lip Seal, A606 Underdrive Clutch (Outer) 1993-94.....	1	4412875
341	93110A	Lip Seal, A606 Underdrive Clutch (Outer) 1995-Up.....	1	4659056
342	92144	Seal, A606 2nd-4th Feed (Valve Body To Case).....	1	4412291
343	61532	O-Ring, A606 Differential Adjuster (Inner).....	1	6502797
343	61533	O-Ring, A606 Differential Adjuster (Outer).....	1	6502452
347	92521A	Grommet, A606 PRNDL Sw To Case (Thin, 1.350" OD Case Conn Hole) 1993-98.....	1	TBA
347	92521AA	Grommet, A606 PRNDL Sw To Case (Thick, 1.420" OD Case Conn Hole) 1999-Up.....	1	TBA
370	92107	O-Ring, A606 Input Speed-O Sensor (Small).....	1	6501700
370	92108	O-Ring, A606 Output Speed-O Sensor (Large).....	1	6501701
371	3291	O-Ring, A606 Filler Tube.....	1	6264902
374	61122	O-Ring, A606 Axle Shaft & Short Stub Shaft.....	2	6502363
378	92159	O-Ring, A606 Cooler By-Pass Valve.....	1	TBA
379	92167	O-Ring, A606 Filter.....	1	4412844

TECHNICAL MANUALS

400	TMA606	Technical Manual, A606 (42LE).....	1	TBA
400	TM41TE/42LE	Code Book, A606 (42LE).....	1	TBA

ELECTRICAL COMPONENTS

410	61928	Sensor, A606 Neutral Safety / Manual Position (Replaces 7 & 9 Prong) 1993-97.....	1	4659492AC
410	61928A	Sensor, A606 Neutral Safety / Manual Position (9 Prong) 1998-Up.....	1	4659677AB
420	61936	Solenoid Pack, A606, 1993-Up.....	1	4539766
424	K61902	Repair Kit, A606 Solenoid Pack 1993-02.....	1	TBA
424	K61902A	Repair Kit, A606 Solenoid Pack 2003-Up.....	1	TBA
436	92887	Speed Sensor, A606 Output (.928" OD Threads).....	1	4800879
438	92888	Speed Sensor, A606 Input (.855" OD Threads).....	1	4800878
445	61932R	Wire Harness, A606 External, 8-Pin, Solenoid Repair.....	1	350-0069
445	92933	Repair Kit, A606 Wire Harness (Input & Output Speed Sensor Conn) With Heat Shrinks.....	1	350-0059
NI	61934	Repair Kit, A606 Wire Harness (PRNDL / Neutral Switch).....	1	TBA

MISCELLANEOUS COMPONENTS

484	92713	Screened Orifice, A606 In Overdrive / Reverse Piston.....	1	4531903
490	61490	Vent, A606 Baffle (Tin Shield Under Chain For Case).....	1	TBA
491	61491	Vent Tube Assembly, A606 W/Vents (2 Per Assembly).....	1	TBA
492	61492	Vent Baffle, A606 (Tin Shield In Differential For Vent).....	1	4593028
494	92834-07	Shield, A606 Dipstick Tube, Fits Cases With Filler Tubes That Extend Into Case 1.25" Only.....	1	93834-07

PUMPS & PUMP COMPONENTS

500	61912	Pump, A606.....	1	TBA
510	61916	Pump Body W/Gears, A606 (.708" Thick Gears) 1993-99.....	1	TBA
510	61916A	Pump Body W/Gears, A606 (.495" Thick Gears) 2000-Up.....	1	TBA
520	61913	Stator, A606 (Pump Cover).....	1	TBA

ILL#	Part#		QTY	REF#
530.....	K92201.....	Pump Gears, A606 (25 Teeth Inner Gear)(.708" Thick) 1993-Up.....	1.....	TBA
540.....	92890.....	By-Pass Valve, A606 (In Case Under Pump).....	1.....	4659946AB
540.....	92836-01K.....	Plug, Cooler By-Pass Valve, Disables OE Bypass & Directs All Fluid Thru Cooler (2ea).....	1.....	92836-01K
540.....	92890A.....	By-Pass Valve, A606 (Splices Into Cooler Line).....	1.....	5252836
DRUMS, CLUTCH HUBS & DRUM PISTON KITS				
554.....	R92923.....	Drum, A606 Input Clutch Retainer 1990-96.....	1.....	4505623
554.....	92923.....	Drum Kit, A606 Input Clutch Retainer (W/Out Bevel) 1990-96, OEM, (Contains: Retainer, 2 Snap Rings and 2ea Underdrive & Overdrive Pressure Plates To Adjust).....	1.....	5016198AA
554.....	92923A.....	Drum, A606 Input Clutch Retainer 1997-Up.....	1.....	4659935
560.....	K92911.....	Piston Kit, A606 Overdrive & Reverse Clutch 1993-Up.....	1.....	TBA
564.....	K92910.....	Piston Kit, A606 Underdrive Clutch 1993-Up.....	1.....	TBA
567.....	K92754.....	Piston Kit, A606 Low/Reverse Clutch (Piston/Spring/Snap Ring) 1993-Up.....	1.....	TBA
568.....	K61837.....	Piston Kit, A606 2nd-4th Clutch (Piston/Retainer/Spring/Snap Ring).....	1.....	4883078
570.....	92807.....	Hub, A606 Overdrive & Reverse (1.140" OD Shaft) 1993-95.....	1.....	TBA
570.....	92807A.....	Hub, A606 Overdrive & Reverse (1.160" OD Shaft) 1996-Up.....	1.....	4659993
570.....	K92807.....	Clutch Hub Kit, A606 OD & Rev (1.140" OD Shaft) (2-4 Hub W/ Sun Gr & Front Planet) 93-98.....	1.....	4762712AC
571.....	92806.....	Hub, A606 Underdrive Clutch W/Solid Shaft.....	1.....	4431615
574.....	92248A.....	Hub, A606 Input Clutch (For 4 Ring Stator) 1993-Up.....	1.....	5241064
578.....	92922.....	Hub & Sun Gear, A606 2nd-4th Clutch (1.140" OD Bushing) 1993-95.....	1.....	4431622
578.....	92922A.....	Hub & Sun Gear, A606 2nd-4th Clutch (1.160" ID Bushing) 1996-Up.....	1.....	4659618AB
PLANETS, RING GEARS & SUN GEARS				
582.....	92747.....	Planet, A606 Front 1993-95.....	1.....	4567539
582.....	92747A.....	Planet, A606 Front (W/Heat Treated Splines) 1996-Up.....	1.....	4567539AB
583.....	K61730.....	Planet Kit, A606 (W/ 4 Gr Rear Planet)(Contains: # 570, 578, 582, 594, 614, 584) 1993-Up.....	1.....	TBA
583.....	K61730A.....	Planet Kit, A606 (W/ 5 Gr Rear Planet)(Contains: # 570, 578, 582, 594, 614, 584) 1993-Up.....	1.....	TBA
584.....	61730.....	Planet, A606 Rear W/Output Shaft (4 Gear) 1993-95.....	1.....	5014201AA
584.....	61730A.....	Planet, A606 Rear W/Output Shaft (5 Gear) 1996-Up- Will Retro To 1993.....	1.....	4659111
594.....	92748.....	Ring Gear, A606 Rear Planet.....	1.....	4799794
614.....	92750.....	Sun Gear, A606 Rear Planet.....	1.....	4377080
PISTON RETAINERS, SHAFTS & DIFFERENTIAL COMPONENTS				
630.....	92650.....	Retainer, A606 2nd-4th Clutch Piston.....	1.....	TBA
630.....	K92650.....	Retainer Kit, A606 2nd-4th Clutch Piston (Contains: 92968, 92232 & 92233).....	1.....	4883078
670.....	61828.....	Input Shaft, A606.....	1.....	4626452
677.....	61849.....	Shaft, A606 Axle (Goes Through Case).....	1.....	4567216
698.....	61965.....	Oil Baffle, A606 For Rear Pinion Bearing.....	1.....	4593035
700.....	61885.....	Kit, A606 Dual Chains, Sprockets, Snubber, Update 93-94 Single Chain To Dual Chain.....	1.....	TK004
700.....	61885A.....	Chain, A606 (Late Dual Type) 31 Links (.775") 1995-Up.....	1.....	HV-047
701.....	61848A.....	Chain Snubber, A606 Bolts To Case (Tan - Medium) 1993-94.....	1.....	TBA
701.....	61848AA.....	Chain Snubber, A606 Bolts To Case (Black - Thin) 1993-94.....	1.....	TBA
701.....	61848AB.....	Chain Snubber, A606 Bolts To Case (Green - Thick) 1993-94.....	1.....	TBA
701.....	61848.....	Chain Snubber, A606 Rubber Faced For Dual Chain 1995-Up.....	1.....	4778989
705.....	61846.....	Sprocket, A606 Drive (32 Teeth) (Single Type Chain) 1993-94.....	1.....	TBA
705.....	61846A.....	Sprocket, A606 Drive (32 Teeth) (Dual Type Chain) 1995-Up.....	1.....	TBA
705.....	61885.....	Sprocket & Chain Set, A606 (32T Drive / 33T Driven) 1995-Up (Dual Type W/ Snubber).....	1.....	TBA
706.....	61847.....	Sprocket, A606 Driven (33 Teeth) (.770" Spline Length) 1993-94.....	1.....	TBA
706.....	61847A.....	Sprocket, A606 Driven (33 Teeth) (.770" Spline Length) 1995-Up (Dual Chain Type).....	1.....	4695834
716.....	61844.....	Differential Housing, A606 Less Ring Gear.....	1.....	TBA
724.....	61644.....	Retainer, A606 Differential Bearing W/Race (Screws In Aluminum Cover).....	1.....	4539776
725.....	61645.....	Retainer, A606 Axle (W/Race, Aluminum) (Screws In Case).....	1.....	4539890
727.....	61646.....	Wavy Washer, A606 Under Snap Ring On Sprocket (Takes 2).....	2.....	4539901
730.....	61845.....	Ring & Pinion Set, A606 (11 Teeth Pinion / 39 Teeth Ring Gear).....	1.....	4567617
VALVE BODIES (DACCO VB#)				
740.....	CR-2746.....	Valve Body, A606, 1st Design, 5-Check Balls (Less Solenoid Pack) 1993-94.....	1.....	TBA
740.....	CR-2747.....	Valve Body, A606, 2nd Design, 4-Check Balls (Less Solenoid Pack) 1995-Up.....	1.....	TBA
VALVE BODIES				
740.....	61750.....	Valve Body, A606 (Less Solenoid Pack) 1993.....	1.....	TBA
740.....	61750A.....	Valve Body, A606 (Less Solenoid Pack) 1994-95.....	1.....	TBA
740.....	61750B.....	Valve Body, A606 (Less Solenoid Pack) (W/PRNDL Switch) PRNDL Switch Is Black.....	1.....	TBA
740.....	61750BA.....	Valve Body, A606 (Less Solenoid Pack) (W/PRNDL Switch) PRNDL Switch Is Black.....	1.....	TBA
VALVE BODY COMPONENTS				

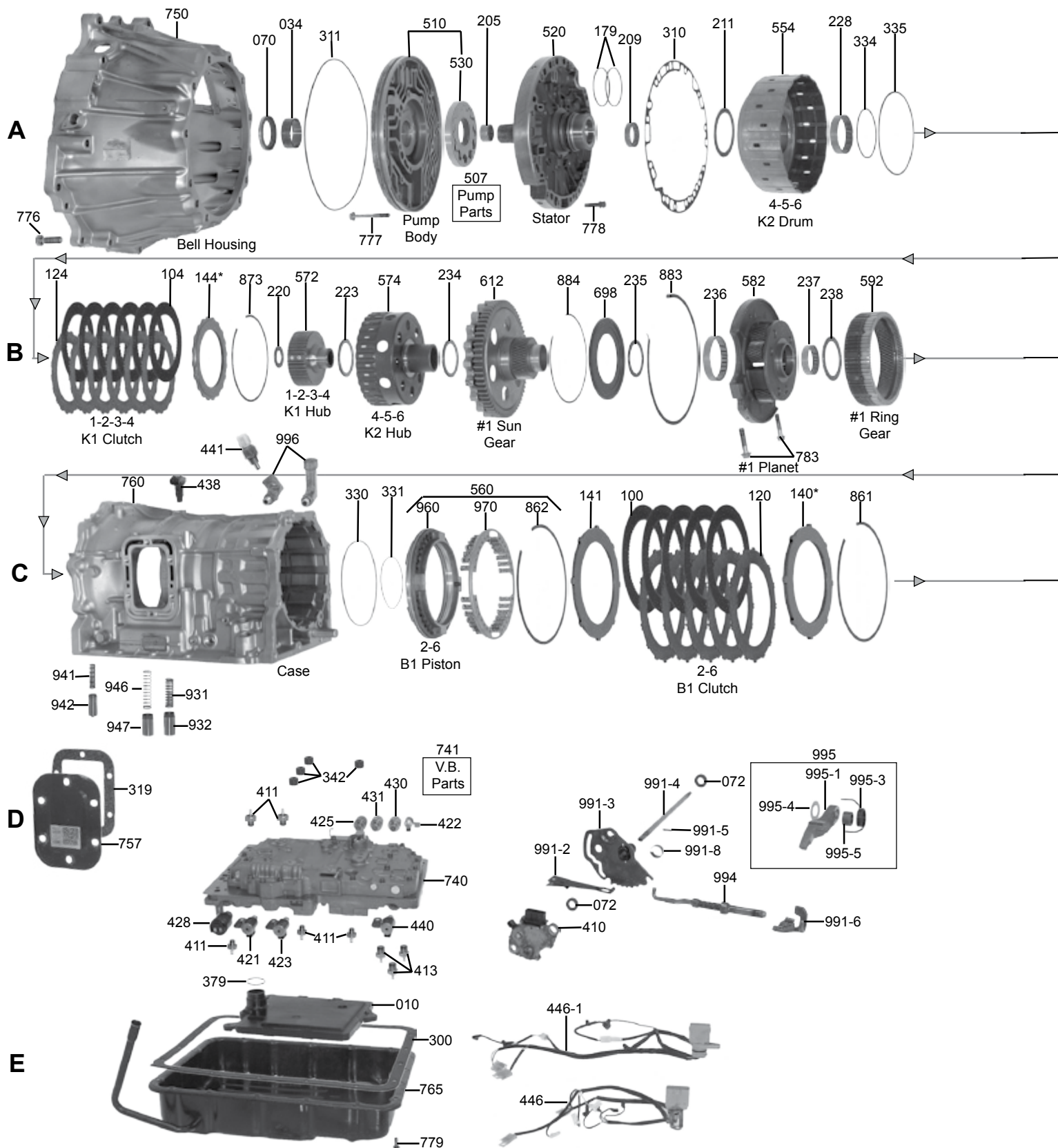
A606, 42LE

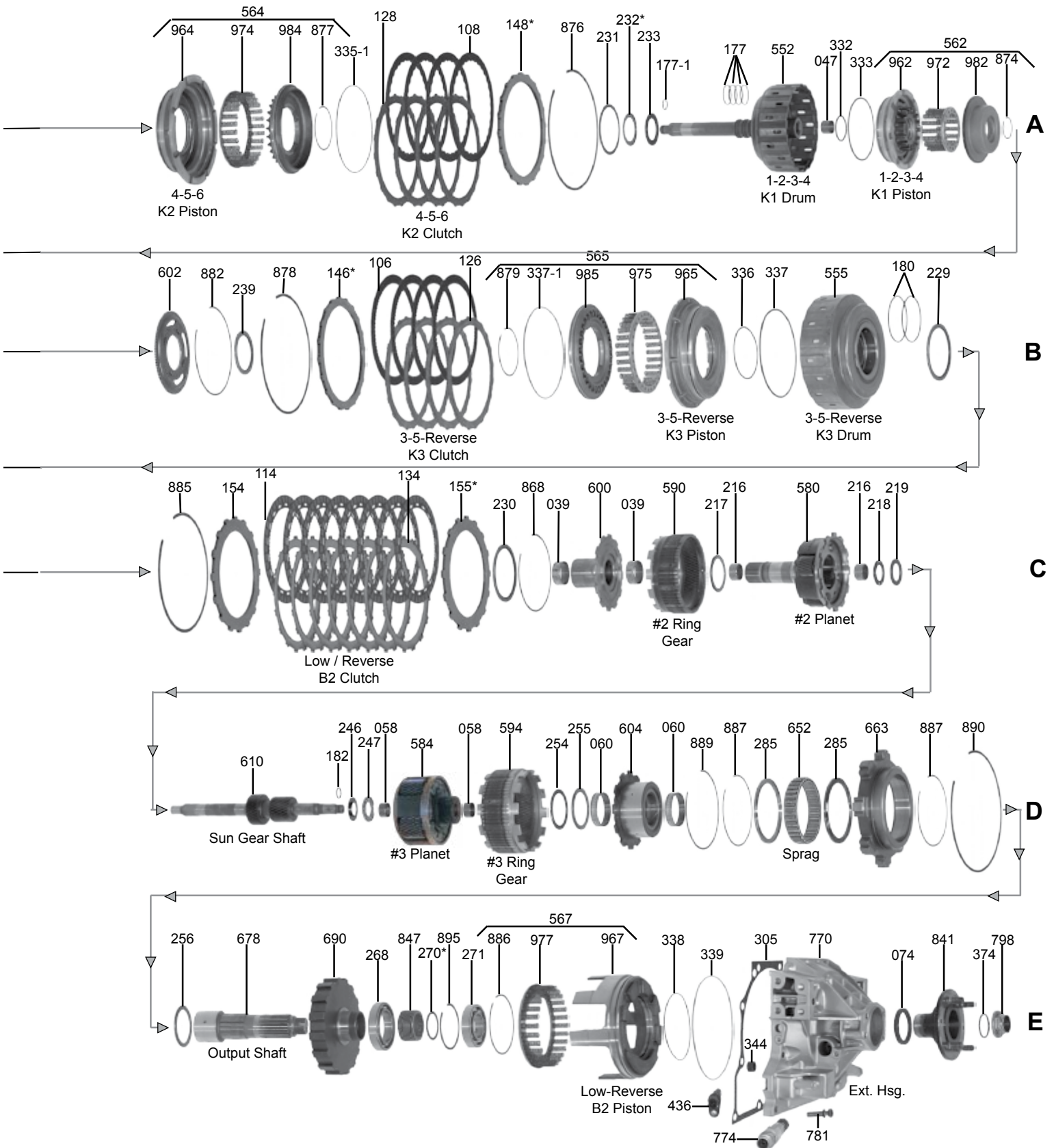
ILL#	Part#		QTY	REF#
741	92835-02K	Plugs, A606 Switch Valve (2 Plugs)	1	92835-02K
741	92835-18K	Plugs, A606 Switch Valve (Oversized) (Use 92835-RM) (2 Oversized Plugs, 1 End Plug)	1	92835-18K
835	92835-RM	Reamer, A606 For Oversize Plugs # 92835-18K (Sonnax)	1	92835-RM
741	92835-21	Valve, A606 Solenoid Switch (Oversize) (Sonnax) Must Use F-92835-TL Reamer	1	92835-21
835	F-92835-TL	Reamer, A606 For 92835-21	1	F-92835-TL
741	92835-03K	Valve Kit, A606 Converter Regulator (1ea Switch Valve, 1ea Bias Valve) (Sonnax)	1	92835-03K
749	61940	Manual Valve, A606	1	TBA
COVERS, CASES, CASE COMPONENTS, PANS & HOUSINGS				
758	61843	Differential Cover, A606 Retainer (Bolts To Case and Holds Differential In)	1	4567036
759	61175A	Rear Cover, A606 (Chain Cover) (2 Bolt Mount)	1	4659477
759	61175	Rear Cover, A606 (Chain Cover) (4 Bolt Mount)	1	TBA
760	61170	Case, A606 (3.3 L/3.5L) (3 3/8" Top Bolts)	1	TBA
760	61170A	Case, A606 (2.5L/3.2 L) (2 3/8" Top Bolts)	1	TBA
765	61840A	Pan, A606 Bottom	1	4539762
775	B-62	Bolt, A606 Flex Plate To Converter	6	TBA
795	61862	Nut, A606 Output Shaft	1	6502476
796	61863	Nut, A606 Pinion Shaft	1	6502447
SNAP RINGS, PISTONS, SPRINGS & MISCELLANEOUS				
NI	K92187	Snap Ring Kit, A606 (15 Ring-Complete) 1993-Up	1	77680
NI	K92187A	Snap Ring Kit, A606 Short (Underdrive, Overdrive, Reverse Only) 1993-96	1	77681
NI	K92187B	Snap Ring Kit, A606 Short (Underdrive, Overdrive, Reverse Only) 1997-Up	1	77681A
860	92600C	Snap Ring, A606 Holds Underdrive Pressure Plate (.076" Thick) (6 5/16" OD) 1993-Up	1	4567602
861	92605A	Snap Ring, A606 Overdrive Pressure Plate (Bottom) (.061" Thick) Wavy (6 7/8" OD)	1	4505621
862	92603	Snap Ring, A606 Holds Spring To Piston (.060" Thick) (5.325" OD)	1	4412203
863	92601A	Snap Ring, A606 Holds Low/Reverse Pressure Plate In Case (.068" Thick) (7" OD)	1	4799858AA
875	92608	Snap Ring, A606 Holds Input Clutch Retainer In (.095" Thick) 2.595" OD (W/2 Eyelets)	1	6501812
876	92600E	Snap Ring, A606 Under The Underdrive Pressure Plate (.060" Thick) 1993-Up	1	4659980
877	92609	Snap Ring, A606 Holds Underdrive Retainer In (.077" Thick) 2.286" OD (W/2 Eyelets)	1	6501715
880	92607	Snap Ring, A606 Holds Input Shaft To Hub (.061" Thick) 1.030" OD (Wire Type)	1	6501702
882	92602	Snap Ring, A606 Front Planet To Rear Ring Gear (.061" Thick) (4.720" OD)	2	6035238
883	92604	Snap Ring, A606 Holds 2nd-4th Clutch Retainer In (.061" Thick) (7" OD)	1	4505591
885	92601	Snap Ring, A606 Under Low/Reverse Pressure Plate (Selective)	1	4412395
891	92600B	Snap Ring, A606 Overdrive Pressure Plate (Top) (.069" Thick)	1	4531411
892	92606	Snap Ring, A606 Holds Reverse Pressure Plate In (.061" Thick)	1	4377195
892	92606A	Snap Ring, A606 Holds Reverse Pressure Plate In (.071" Thick)	1	4412871
892	92606B	Snap Ring, A606 Holds Reverse Pressure Plate In (.081" Thick)	1	4412872
892	92606C	Snap Ring, A606 Holds Reverse Pressure Plate In (.090" Thick)	1	4412872
893	92610	Snap Ring, A606 Holds Low/Reverse Piston In	1	6501853
894	61602	Snap Ring, A606 Holds Ball Bearing To Case	1	6502482
894	61603	Snap Ring, A606 Holds Ball Bearing To Axle Shaft	1	TBA
895	61604	Snap Ring, A606 C.V. Axle To Axle Shaft	2	4593012
896	92612	Snap Ring, A606 Holds Low/Reverse Accumulator In Case, 1.60" OD, 1993-Up	1	6501695
897	61607	Horse Shoe Clip, A606 Holds Axle Shaft #677B In Differential	1	2853883
898	61608	Snap ring, A606 Holds Sprocket	2	6502448
930	K92988B	Accumulator Assembly, A606 2-4 (W/2 Springs)	1	TBA
932	92870A	Piston, Accum 2-4 / OD / UD / Low-Rev (Alum) (Takes 2-Teflon Rings) 2003-Up	1-4	4446620AC
935	K92988C	Accumulator Assembly, A606 Overdrive & Underdrive (W/1 Spring) 1989-Up	1	TBA
936	92703A	Spring, A606 Overdrive Accum 1989-95 (Also Fits A606 Underdrive Accum) 1989-95	1	TBA
936	92703	Spring, A606 Overdrive Accumulator 1996-Up (Also Fits A606 Underdrive Accum) 1996-Up	1	4471880
937	92870A	Piston, Accum OD / 2-4 / UD / Low-Rev (Alum) (Takes 2-Teflon Rings) 2003-Up	1-4	4446620AC
937	92834-05K	Sleeve Kit, A606 OD/2-4/Low/Rev/UD Accum 1989-03 (Restores OEM Shifts)	1	92834-05K
937	K92870	Piston Kit, A606 OD Accum With Rings 1989-Up (Also Fits 2-4 & Underdrive Accum)	1	TBA
293	92834-03K	Sleeve Kit, A606 OD/2-4/Low/Rev/UD Accum 1989-03 (Gives Shorter Than OEM Shifts)	1	92834-03K
937	92870HD	Piston Kit, A606 OD Accum (Aluminum) W/ Rubber O-Rings (Also 2-4 & Underdrive Accum)	1	Southeast
945	K92988D	Accumulator Assembly, A606 Low/Reverse	1	TBA
946	92703	Spring, A606 Low/Reverse Accumulator (Outer)	1	4471880
946	92703D	Spring, A606 Low/Reverse Accumulator (Inner)	1	4567575
947	92870A	Piston, Accum Low-Rev / OD / 2-4 / UD (Alum) (Takes 2-Teflon Rings) 2003-Up	1-4	4446620AC
949	92885	Cover / Retainer, A606 Low/Reverse Accumulator (Aluminum) 1993-03	1	4431617
949	92885B	Cover / Retainer, A606 Low/Reverse Accumulator (Bonded) 2004-Up (Retros To 1993)	1	4421617AB
950	K92988A	Accumulator Assembly, A606 Underdrive (With 1 Spring) (Use 92935)	1	TBA
950	K92988B	Accumulator Assembly, A606 Overdrive & Underdrive (W/2 Springs)	1	TBA
951	92703B	Spring, A606 Overdrive Accumulator (Outer) (Fits 2 Spring Type)	1	4471880
951	92703C	Spring, A606 Overdrive Accumulator (Inner) (2 Spring Type)	1	TBA
952	92870A	Piston, Accum UD / Low-Rev / OD / 2-4 (Alum) (Takes 2-Teflon Rings) 2003-Up	1-4	4446620AC
957	92755	Retainer, A606 Low/Reverse Clutch Piston (Tin) 1993-03	1	4431648

A606, 42LE

ILL#	Part#		QTY	REF#
957.....	92755A.....	Retainer, A606 Low/Reverse Clutch Piston (Tin) 2004-Up (With Bleeder) *Retros To 1993.....	1.....	4800255AA
957.....	92106-01K.....	Gasket / Seal Kit, A606 Low/Rev Piston Retainer, Steel Gskt/Shim W/ Slot, Rubber Grommet.....	1.....	Sonnax
957.....	K92755.....	Retainer Kit, A606 Low/Reverse Clutch Piston (Retainer W/ Bolts) 1989-Up.....	1.....	77670
960.....	92912.....	Piston, A606 Underdrive Clutch (Bonded) 1993-Up.....	1.....	4431612
960.....	K61830A.....	Piston Kit, 42RLE, Bonded Clutch Pistons, 2004-Up.....	1.....	K61900A-99
961.....	92911.....	Piston, A606 Overdrive & Reverse Clutch (4 Lug Overdrive Pressure Plate).....	1.....	5013476AA
961.....	K92911BB.....	Piston Kit, A606 OD & Rev W/ Input Cl Hub 1993-Up (Piston, Input Cl Hub & 2-O-Rings).....	1.....	TBA
967.....	61842.....	Piston, A606 (42LE) Low/Reverse Clutch (Aluminum)(1.055" Thick).....	1.....	4431672
967.....	92754B.....	Piston, A606 (42LE) Low/Reverse Clutch (Bonded), 2004-Up.....	1.....	4800256AA
968.....	61837.....	Piston, A606 (42LE) 2-4 Clutch (Aluminum)(.668" Thick) 1993-2003.....	1.....	4883078
968.....	61837A.....	Piston, A606 (42LE) 2-4 Clutch (Bonded) 2004-Up.....	1.....	4800257AA
970.....	92977.....	Spring, A606 Underdrive Clutch Return (3.002" OD) (2.250" Tall).....	1.....	4377177
971.....	92802.....	Spring, A606 Overdrive & Reverse Clutch Return (.063" Thick) 4.992" OD (8 Fingers).....	1.....	4412202
977.....	92753.....	Spring, A606 Low/Reverse Clutch Return (.072" Thick) 5.390" OD (8 Fingers).....	1.....	4412261
978.....	92810.....	Spring, A606 2nd-4th Clutch Return (.063" Thick) 6 1/2" OD (8 Fingers).....	1.....	4412248
980.....	92910.....	Housing, A606 Underdrive Piston.....	1.....	4431610
992.....	61621.....	Shift Lever, A606 (External).....	1.....	TBA
993.....	61622.....	Shift Lever, A606 W/Rooster Comb (Internal).....	1.....	TBA
994.....	61623.....	Park Rod Actuator Assembly, A606.....	1.....	4431634
995.....	K61624.....	Park Pawl Assembly, A606 (W/Rings & Pins).....	1.....	4883505AA
996.....	61625.....	Cooler Line Fitting, A606.....	1.....	TBA
999.....	61626.....	Chain Oiler Tube, A606 (1 Bolt).....	1.....	4539904

AS68RC





AS68RC

ILL#	Part#		QTY	REF#
OVERHAUL KITS & PISTON KITS				
NI.....	K147900.....	Overhaul Kit, AS68RC, W/ Cover & K1 Retainer, 2006-Up.....	1.....	N/A
NI.....	K147900X.....	Overhaul Kit, AS68RC, W/ Cover Only, 2006-Up.....	1.....	N/A
NI.....	K147900-99.....	Piston Kit, AS68RC, 2-Pistons (#1 Planet Cover/Dam & K1 Retainer) 2006-Up.....	1.....	N/A
MASTER L/STEEL KITS				
NI.....	DK14700CS.....	Master L/Steels Kit, AS68RC (Chrys) W/ Cover & K1 Retainer, 2006-Up.....	1.....	N/A
NI.....	DK14700CXS.....	Master L/Steels Kit, AS68RC (Chrys) W/ Cover Only, 2006-Up.....	1.....	N/A
NI.....	DK14700S.....	Master L/Steels Kit, AS68RC (Except Chrys) W/ Cover & K1 Retainer, 2006-Up.....	1.....	N/A
NI.....	DK14700XS.....	Master L/Steels Kit, AS68RC (Except Chrys) W/ Cover Only, 2006-Up.....	1.....	N/A
MASTER W/STEELS KITS				
NI.....	DK14700C.....	Master W/Steels Kit, AS68RC (Chrys) W/ Cover & K1 Retainer, 2006-Up.....	1.....	N/A
NI.....	DK14700CX.....	Master W/Steels Kit, AS68RC (Chrys) W/ Cover Only, 2006-Up.....	1.....	N/A
NI.....	DK14700.....	Master W/Steels Kit, AS68RC (Except Chrys) W/ Cover & K1 Retainer, 2006-Up.....	1.....	N/A
NI.....	DK14700X.....	Master W/Steels Kit, AS68RC (Except Chrys) W/ Cover Only, 2006-Up.....	1.....	N/A
FILTERS				
010.....	147710.....	Filter, AS68RC (Chrys) .725" Pick-Up, 2006-Up.....	1.....	68019688AA
010.....	147710A.....	Filter, AS68RC (Except Chrys) .155" Pick-Up, 2006-Up.....	1.....	ME519542
BUSHINGS				
NI.....	K147901.....	Bushing Kit, AS68RC, 2006-Up.....	1.....	91500
034.....	147005.....	Bushing, AS68RC (1.965" OD) (0.775" Wide) Converter 2006-Up.....	1.....	91423
039.....	147006.....	Bushing, AS68RC # 2 Planet Ring Gear Hub (Front)(.625" Wide)(1.770" OD)(1.650" ID) 2006-Up.....	1.....	TBA
039.....	147006A.....	Bushing, AS68RC # 2 Planet Ring Gear Hub (Rear)(.665" Wide)(1.800" OD)(1.687" ID) 2006-Up.....	1.....	TBA
047.....	147007.....	Bushing, AS68RC K1 (1-2-3-4) Clutch Drum (Rear)(.740" Wide)(.900" OD)(.785" ID) 2006-Up.....	1.....	91413
058.....	147008.....	Bushing, AS68RC # 3 Planet (Front) (1.067" OD) (0.0578" Thk) (0.58" Wide) 2006-Up.....	1.....	TBA
058.....	147008A.....	Bushing, AS68RC # 3 Planet (Rear)(1.069" OD) (0.0590" Thk) (0.58" Wide) 2006-Up.....	1.....	TBA
060.....	147009.....	Bushing, AS68RC # 3 Planet Ring Gear Hub (Inner Sprag Race)(.540" Wide)(2.495" OD) 2006-Up.....	2.....	TBA
METAL CLAD SEALS				
070.....	147151.....	Seal, AS68RC Front (.345" Thk)(2.530" OD)(1.795" ID) 2006-Up.....	1.....	68019663AA
072.....	78197.....	Seal, AS68RC Manual Shaft (.285" Thk)(.880" OD)(.445" ID) 2006-Up.....	2.....	68020054AA
074.....	147157.....	Seal, AS68RC (2WD) Extension Housing (.305" Thk)(2.683" OD) 2006-Up.....	1.....	68020037AA
074.....	147157A.....	Seal, AS68RC (AWD) Adapter/Extension Housing (.300" Thk)(2.602" OD) 2006-Up.....	1.....	68020128AA
FRICTIONS				
100.....	147101.....	Friction, B1 (2-6) .078", 66T, 7.923" OD, Hi-Energy, 2006-Up.....	5.....	68019839AA
104.....	147107.....	Friction, K1 (1-2-3-4) .078", 48T, 5.820" OD, 2006-Up.....	6.....	68019774AA
106.....	147111.....	Friction, K3 (3-5/Rev) .078", 78T, 8.069" OD, 2006-Up.....	5.....	68019745AA
108.....	147109C.....	Friction, K2 (4-5-6) (Chrys) .078", 60T, 8.066" OD, 2006-Up.....	5.....	68019793AA
108.....	147109.....	Friction, K2 (4-5-6) (Except Chrys) .078", 32T, 8.066" OD, 2006-Up.....	5.....	TBA
114.....	147103.....	Friction, B2 (Low/Reverse) .066", 70T, 7.952" OD, 2006-Up.....	8.....	68019853AA
NI.....	K147CF.....	Friction Module, Chrys, 2006-Up.....	1.....	RCP96-241
NI.....	K147F.....	Friction Module, Except Chrys, 2006-Up.....	1.....	RCP96-242
STEELS				
120.....	147100.....	Steel, B1 (2-6) .112", 16T, 5.945" ID, 2006-Up.....	4.....	68019838AA
124.....	147106.....	Steel, K1 (1-2-3-4) .095", 20T, 4.138" ID, 2006-Up.....	6.....	68019775AA
126.....	147108.....	Steel, K3 (3-5/Rev) .095", 20T, 6.893" ID, 2006-Up.....	5.....	68019747AA
128.....	147108.....	Steel, K2 (4-5-6) .095", 20T, 6.893" ID, 2006-Up.....	5.....	68019747AA
134.....	147102.....	Steel, B2 (Low/Reverse) .110", 16T, 6.732" ID, 2006-Up.....	7.....	68019848AA
NI.....	K147S.....	Steel Module, 2006-Up.....	1.....	TBA
PRESSURE PLATES				
140.....	147131.....	Pressure Plate, AS68RC B1 (2-6) Clutch (.213") (8 Teeth) (5 15/16" ID) 2006-Up.....	1.....	68019840AA
140.....	147131A.....	Pressure Plate, AS68RC B1 (2-6) Clutch (.218") (8 Teeth) (5 15/16" ID) 2006-Up.....	1.....	68019841AA
140.....	147131B.....	Pressure Plate, AS68RC B1 (2-6) Clutch (.224") (8 Teeth) (5 15/16" ID) 2006-Up.....	1.....	68019842AA
140.....	147131C.....	Pressure Plate, AS68RC B1 (2-6) Clutch (.230") (8 Teeth) (5 15/16" ID) 2006-Up.....	1.....	68019843AA
140.....	147131D.....	Pressure Plate, AS68RC B1 (2-6) Clutch (.236") (8 Teeth) (5 15/16" ID) 2006-Up.....	1.....	68019844AA
141.....	147132.....	Apply Plate, AS68RC B1 (2-6) Clutch (.305") (8 Teeth) (5 15/16" ID) 2006-Up.....	1.....	68019845AA
144.....	147133.....	Pressure Plate, AS68RC K1 (1-2-3-4) Clutch (.116") (20 Teeth) (4.130" ID) 2006-Up.....	1.....	68019776AA
144.....	147133A.....	Pressure Plate, AS68RC K1 (1-2-3-4) Clutch (.122") (20 Teeth) (4.130" ID) 2006-Up.....	1.....	68019777AA
144.....	147133B.....	Pressure Plate, AS68RC K1 (1-2-3-4) Clutch (.128") (20 Teeth) (4.130" ID) 2006-Up.....	1.....	68019778AA
144.....	147133C.....	Pressure Plate, AS68RC K1 (1-2-3-4) Clutch (.134") (20 Teeth) (4.130" ID) 2006-Up.....	1.....	68019779AA
144.....	147133D.....	Pressure Plate, AS68RC K1 (1-2-3-4) Clutch (.140") (20 Teeth) (4.130" ID) 2006-Up.....	1.....	68019780AA
146.....	147134.....	Pressure Plate, AS68RC K3 (3-5 Rev) Clutch (.248") (20 Teeth) (6 7/8" ID) 2006-Up.....	1.....	68019756AA

ILL#	Part#		QTY	REF#
146.....	147134A.....	Pressure Plate, AS68RC K3 (3-5 Rev) Clutch (.254") (20 Teeth) (6 7/8" ID) 2006-Up.....	1.....	68019757AA
146.....	147134B.....	Pressure Plate, AS68RC K3 (3-5 Rev) Clutch (.260") (20 Teeth) (6 7/8" ID) 2006-Up.....	1.....	68019758AA
146.....	147134C.....	Pressure Plate, AS68RC K3 (3-5 Rev) Clutch (.266") (20 Teeth) (6 7/8" ID) 2006-Up.....	1.....	68019759AA
146.....	147134D.....	Pressure Plate, AS68RC K3 (3-5 Rev) Clutch (.272") (20 Teeth) (6 7/8" ID) 2006-Up.....	1.....	68019760AA
148.....	147134.....	Pressure Plate, AS68RC K2 (4-5-6) Clutch (.248") (20 Teeth) (6 7/8" ID) 2006-Up.....	1.....	68019756AA
148.....	147134A.....	Pressure Plate, AS68RC K2 (4-5-6) Clutch (.254") (20 Teeth) (6 7/8" ID) 2006-Up.....	1.....	68019757AA
148.....	147134B.....	Pressure Plate, AS68RC K2 (4-5-6) Clutch (.260") (20 Teeth) (6 7/8" ID) 2006-Up.....	1.....	68019758AA
148.....	147134C.....	Pressure Plate, AS68RC K2 (4-5-6) Clutch (.266") (20 Teeth) (6 7/8" ID) 2006-Up.....	1.....	68019759AA
148.....	147134D.....	Pressure Plate, AS68RC K2 (4-5-6) Clutch (.272") (20 Teeth) (6 7/8" ID) 2006-Up.....	1.....	68019760AA
154.....	147135C.....	Pressure Plate, AS68RC B2 (Low/Rev) Clutch (.236") (8 Teeth) (6 1/4" ID) 2006-Up.....	1.....	68019852AA
155.....	147135.....	Apply Plate, AS68RC B2 (Low/Rev) Clutch (.212") (8 Teeth) (6 1/4" ID) 2006-Up.....	1.....	68019849AA
155.....	147135A.....	Apply Plate, AS68RC B2 (Low/Rev) Clutch (.220") (8 Teeth) (6 1/4" ID) 2006-Up.....	1.....	68019850AA
155.....	147135B.....	Apply Plate, AS68RC B2 (Low/Rev) Clutch (.228") (8 Teeth) (6 1/4" ID) 2006-Up.....	1.....	68019851AA
155.....	147135C.....	Apply Plate, AS68RC B2 (Low/Rev) Clutch (.236") (8 Teeth) (6 1/4" ID) 2006-Up.....	1.....	68019852AA
SEALING RINGS				
175.....	K147903.....	Ring Kit, 2006-Up.....	1.....	TBA
177-1.....	147301.....	Sealing Ring, AS68RC K1 (1-2-3-4) Clutch Drum Shaft (Input Shaft, Pilot) (.075" Thk) (.782" OD) 2006-Up.....	1.....	68019782AA
177.....	147302.....	Sealing Ring, AS68RC K1 (1-2-3-4) Clutch Drum Shaft (Input) (.078" Thk) (1.425" OD) (Teflon) 2006-Up.....	4.....	68019781AA
179.....	147303.....	Sealing Ring, AS68RC Stator (Rear) (.085" Thk) (2.840" OD) (Teflon) 2006-Up.....	2.....	68019667AA
180.....	147304.....	Sealing Ring, AS68RC K3 (3-5 Rev) Clutch (Sets In Case) (.086" Thk) (3.385" OD) (Teflon) 2006-Up.....	2.....	68019799AA
182.....	147305.....	Sealing Ring, AS68RC Sun Gear Shaft (Rear) (.075" Thk) (.680" OD) (Teflon) 2006-Up.....	1.....	68019865AA
WASHERS & BEARINGS				
205.....	147401.....	Needle Bearing, Pump Stator (Front) (.623" Thk) (1.262" OD) (Cast # NSK DB502713W) 2006-Up.....	1.....	TBA
209.....	147402.....	Needle Bearing, Stator (Rear) (.468" Thk) (1.773" OD) (Cast # NSK DD503903W) 2006-Up.....	1.....	TBA
211.....	147403.....	Washer, Stator To 4-5-6 Clutch Drum (.076" Thk) (3.505" OD) (2.862" ID) (Plastic, 1 Tab) 2006-Up.....	1.....	68019787AA
216.....	147404.....	Needle Bearing, # 2 Planet (Front & Rear) (.580" Wide) (1.245" OD) (Cast # NSK DB502713W) 2006-Up.....	2.....	TBA
217.....	147405.....	Bearing, # 2 Planet Ring Gear Hub To # 2 Planet (.110" Thk) (2.323" OD) (1.545" ID) 2006-Up.....	1.....	68019902AA
218.....	147406.....	Race, # 2 Planet To Sun Gear (.111" Thk) (1.925" OD) (1.265" ID) 2006-Up.....	1.....	68019862AA
219.....	147407.....	Bearing W/Race, # 2 Planet To Sun Gear (.119" Thk) (1.855" OD) (1.150" ID) 2006-Up.....	1.....	68019900AA
220.....	147408.....	Bearing W/Races, 1-2-3-4 (K1) Clutch Drum To Hub (.142" Thk) (1.565" OD) (.895" ID) 2006-Up.....	1.....	68019764AA
223.....	147405.....	Bearing, 1-2-3-4 (K1) Clutch Hub To 4-5-6 (K2) Clutch Hub (.140" Thk) (2.730" OD) (2.118" ID) 2006-Up.....	1.....	68019902AA
228.....	147409.....	Needle Bearing, 4-5-6 (K2) Clutch Drum (Rear, Inner) (.630" Thk) (2.840" OD) 2006-Up.....	1.....	TBA
229.....	147410.....	Bearing W/Races, 3-5 Reverse (K3) Drum To Case (.143" Thk) (4.205" OD) (3.493" ID) 2006-Up.....	1.....	68019904AA
230.....	147410.....	Bearing W/Races, Case To # 2 Planet Ring Gear Hub # 230 2006-Up.....	1.....	68019904AA
231.....	147411.....	Spacer, Stator To 1-2-3-4 (K1) Clutch Drum (.055" Thk) (3.710" OD) (3.180" ID) 2006-Up.....	1.....	68019661AA
232.....	147412.....	Race, Stator To 1-2-3-4 (K1) Clutch Drum (.032" Thk) (2.410" OD) (1.700" ID) 2006-Up.....	1.....	68019765AA
232.....	147412A.....	Race, Stator To 1-2-3-4 (K1) Clutch Drum (.063" Thk) (2.410" OD) (1.700" ID) 2006-Up.....	1.....	68019767AA
233.....	147413.....	Bearing W/Race, Stator To 1-2-3-4 (K1) Clutch Drum (.110" Thk) (2.323" OD) (1.545" ID) 2006-Up.....	1.....	68019786AA
234.....	147405.....	Bearing, 4-5-6 (K2) Clutch Hub To # 1 Planet Sun Gear (.140" Thk) (2.730" OD) (2.118" ID) 2006-Up.....	1.....	68019902AA
235.....	147405.....	Bearing, # 1 Planet Sun Gear To # 1 Planet (.140" Thk) (2.730" OD) (2.118" ID) 2006-Up.....	1.....	68019902AA
236.....	147414.....	Needle Bearing, # 1 Planet (Front) (.585" Thk) (3.290" OD) 2006-Up.....	1.....	TBA
237.....	147415.....	Needle Bearing, # 1 Planet (Rear) (.548" Thk) (2.179" OD) (Cast # NSK DB504901) 2006-Up.....	1.....	TBA
238.....	147416.....	Bearing W/Races, # 1 Planet To Ring Gear Hub (.142" Thk) (3.215" OD) (2.445" ID) 2006-Up.....	1.....	68019861AA
239.....	147416.....	Bearing W/Races, # 1 Planet Ring Gear Hub To K3 Drum, 2006-Up.....	1.....	68019861AA
246.....	147417.....	Race, Sun Gear Shaft To # 3 Planet (.032" Thk) (1.725" OD) (.958" ID) 2006-Up.....	1.....	TBA
247.....	147418.....	Bearing W/Race, Sun Gear Shaft To # 3 Planet (.187" Thk) (1.835" OD) (1.020" OD) 2006-Up.....	1.....	TBA
254.....	147419.....	Spacer, # 3 Planet To Ring Gear Hub (.095" Thk) (2.995" OD) (2.370" ID) 2006-Up.....	1.....	TBA
255.....	147420.....	Bearing W/Races, # 3 Planet To Ring Gear Hub (.144" Thk) (3.065" OD) (2.385" ID) 2006-Up.....	1.....	68019903AA
256.....	147420.....	Bearing W/Races, # 3 Planet Ring Gear Hub To Output Shaft, 2006-Up.....	1.....	68019903AA
268.....	147421.....	Ball Brg, Output Shaft To Ext Hsg (Front) (.707" Thk) (3.545" OD) (2.162" ID) (# KOYO 6011) 2006-Up.....	1.....	TBA
270.....	147422.....	Shim, Output Shaft Spacer To Rear Ball Bearing (.039" Thk) (2.110" OD) (1.702" ID) 2006-Up.....	1.....	68019860AA
270.....	147422A.....	Shim, Output Shaft Spacer To Rear Ball Bearing (.047" Thk) (2.110" OD) (1.702" ID) 2006-Up.....	1.....	68019854AA
270.....	147422B.....	Shim, Output Shaft Spacer To Rear Ball Bearing (.055" Thk) (2.110" OD) (1.702" ID) 2006-Up.....	1.....	68019855AA
270.....	147422C.....	Shim, Output Shaft Spacer To Rear Ball Bearing (.063" Thk) (2.110" OD) (1.702" ID) 2006-Up.....	1.....	68019856AA
270.....	147422D.....	Shim, Output Shaft Spacer To Rear Ball Bearing (.071" Thk) (2.110" OD) (1.702" ID) 2006-Up.....	1.....	68019857AA
270.....	147422E.....	Shim, Output Shaft Spacer To Rear Ball Bearing (.079" Thk) (2.110" OD) (1.702" ID) 2006-Up.....	1.....	68019858AA
271.....	147423.....	Ball Brg, (Chrys) Output Shaft (Rear) To Ext Hsg (.668" Thk) (3.230" OD) (1.690" ID) (# KOYO DG4382).....	1.....	68020045AA
271.....	147423A.....	Ball Brg (Exc Chrys) Output Shaft (Rear) To Ext Hsg (.668" Thk) (3.150" OD) (1.690" ID) (# KOYO DG4180).....	1.....	TBA
285.....	147424.....	Washer, Sprag Brass Caps (.200" Thk) (4.795" OD) (4.050" ID) (Front & Rear) 2006-Up.....	2.....	TBA
GASKETS & RUBBER COMPONENTS				
300.....	147500.....	Gasket, AS68RC, Bottom Pan, 2006-Up.....	1.....	68020049AA
305.....	147515.....	Gasket, AS68RC, Extension Housing To Case (11 Holes, 10 Are Bolt Holes) 2006-Up.....	1.....	68020050AA
310.....	147510.....	Gasket, AS68RC, Pump To Case (11 1/8" OD) 2006-Up.....	1.....	68019671AA
311.....	147211.....	O-Ring, AS68RC, Pump Body (.122" Thk) (11 3/16" OD) 2006-Up.....	1.....	68019669AA
319.....	147519.....	Gasket, AS68RC, PTO Cover, 2006-Up.....	1.....	TBA

AS68RC

ILL#	Part#		QTY	REF#
342	147212	Seal (Rubber Tube) VB To Case (.370" Thk)(.570" OD)(.385" ID) 2006-Up	4	68020048AA
379	147213	O-Ring, AS68RC, Filter, 2006-Up	1	TBA
NI	147526	Gasket, Main VB, Upper, AS68RC, 2006-Up	1	TBA
NI	147527	Gasket, Main VB, Lower, AS68RC, 2006-Up	1	TBA
NI	147526A	Gasket, Main VB, Upper, A465, 2006-Up	1	TBA
NI	147527A	Gasket, Main VB, Lower, A465, 2006-Up	1	TBA
NI	147528	Gasket, Auxiliary VB, Upper, All, 2006-Up	1	TBA
NI	147529	Gasket, Auxiliary VB, Lower, All, 2006-Up	1	TBA

TECHNICAL MANUALS

400	TMAS68RC	Tech Manual, AS68RC, 2006-Up	1	TBA
-----	----------	------------------------------	---	-----

ELECTRICAL COMPONENTS

410	147991	Switch, AS68RC (All) Neutral Safety (Cast # 135593) 2006-Up	1	68020005AA
411	147951A	Switch, AS68RC (All) Pressure (1/8" NPT Thread) 2006-Up	5	68019699AA
413	147951	Switch, AS68RC (All) Pressure (1/4" NPT Thread) 2006-Up	3	68019700AA
421	147925	Solenoid, Shift # 3 (1-Bolt Bracket) (Also Shift #1-#422, #2-#423 & #4-#440) 2006-Up	1-4	68019702AA
422	147925	Solenoid, Shift # 1 (1-Bolt Bracket) 2006-Up	1	68019702AA
423	147925	Solenoid, Shift # 2 (1-Bolt Bracket) 2006-Up	1	68019702AA
425	147932	Solenoid, Linear "C" (TCC, Fwd & Rev Clutch) (Orange O-Ring, .0667" OD Nose) 2006-Up	1-3	TBA
428	147932	Solenoid, Linear "D" (Line Pressure) (Orange O-Ring, .0667" OD Nose) 2006-Up	1	TBA
430	147933	Solenoid, Linear "B" (B2 & K3 Clutch Pressure) (Tan O-Ring, .647" OD Nose) 2006-Up	1	TBA
431	147932	Solenoid, Linear "A" (B1, K1, K2 Clutch) (Orange O-Ring, .0667" OD Nose) 2006-Up	1	TBA
436	147958	Sensor, Output Speed, OSS (2-Blade Conn)(1.960" Long) 2006-Up	1	68019930AA
436	147954	Sensor, Input Speed, ISS (On Case)(2-Blade, Black Oval Conn)(2.070" Long) 2006-Up	1	68020003AA
440	147925	Solenoid, Shift # 4 (W/1 Bolt Bracket) 2006-Up	1	68019702AA
441	147952	Switch, Converter Temp (19mm, 2-Blade White Oval Conn) (Screws On Cooler Line Fitting) 2006-Up	1	68020004AA
446-1	147986A	Wire Harness (10-Blade Rectangle Case Connector) 2006-Up	1	68020010AB
446	147986	Wire Harness (12-Blade Rectangle Case Connector) 2006-Up	1	68020011AB

PUMPS & PUMP COMPONENTS

500	147912C	Pump Assembly (Chrys) 2006-Up	1	TBA
500	147912	Pump Assembly (Except Chrys) 2006-Up	1	TBA
510	147916	Pump Body & Gears (Cast Iron)(11 Bolts To Case)(11 1/8" OD) 2006-Up	1	TBA
520	147913	Stator, (Chrys) (4 1/4" Tube)(24 Outer & Inner Splines Conv End) 2006-Up	1	TBA
520	147913A	Stator, (Exc Chrysler)(4" Tube)(16-Outer & 24-Inner Splines On Converter End) 2006-Up	1	TBA

DRUMS, CLUTCH PISTON KITS & HUBS

552	147733	Drum (Chrys) K1 (1-2-3-4) (6-Clu) W/Input Shaft (12 1/8" Tall) 2006-Up	1	68019771AA
552	147733A	Drum (Exc Chrys) K1 (1-2-3-4) (6-Clu) W/Input Shaft (11 5/8" Tall) 2006-Up	1	TBA
554	147732	Drum (Chrys) K2 (4-5-6) (5-Clu) (.665" Edge Of Drum To Snap Ring Groove) 2006-Up	1	68037644AA
554	147732A	Drum (Exc Chrys) K2 (4-5-6) (4-Clu) (.850" Edge Of Drum To Snap Ring Groove) 2006-Up	1	TBA
555	147734	Drum (Chrys) K3 (3-5/Rev) (5-Clu) (.225" Edge Of Drum To Snap Ring Groove) 2006-Up	1	68019741AA
555	147734A	Drum (Exc Chrys) K3 (3-5/Rev) (4-Clu) (.405" Edge Of Drum To Snap Ring Groove) 2006-Up	1	TBA
560	K147766	Piston Kit, B1 (2-6) Clutch 2006-Up	1	TBA
562	K147763	Piston Kit, K1 (1-2-3-4) (Alum Piston & Bonded Retainer) 2006-Up	1	TBA
564	K147762	Piston Kit, K2 (4-5-6) Clutch (Piston Cast #345652-31010) 2006-Up	1	TBA
565	K147764	Piston Kit, K3 (3-5/Rev) Clutch (Piston Cast #344612-31010) 2006-Up	1	TBA
567	K147765	Piston Kit, B2 (Low/Rev) Clutch (Piston Cast #345923-31010) 2006-Up	1	TBA
572	147742	Hub, K1 (1-2-3-4) Clutch (2.425" Tall)(1.500" OD Rear Nose) 2006-Up	1	TBA
574	147741	Hub, K2 (4-5-6) Clutch (32T Clutch Splines) 2006-Up	1	TBA
574	147741A	Hub, K2 (4-5-6) Clutch (60T Clutch Splines) 2006-Up	1	68019788AA

PLANETS, RING GEARS, RING GEAR HUBS & SUN GEARS

580	147749	Planet (Chrys) # 2 (Center) (4-Gear) (Round Top Housing) 2006-Up	1	68019893AA
580	147749A	Planet, (Exc Chrys) # 2 (Center) (4-Gear) (Square Top Housing) 2006-Up	1	TBA
582	147747	Planet, (Chrys) # 1 (Front) (6-Gear) (1-Piece Pin Retainer) 2006-Up	1	68019892AA
582	147747A	Planet, (Exc Chrys) # 1 (Front) (6-Gear) (3-Piece Pin Retainer) 2006-Up	1	TBA
584	147748	Planet (Chrysler) # 3 (Rear) (Pin Retainer 4 Straight Legs) (Can Use 147748A) 2006-Up	1	68019894AA
584	147748A	Planet (Exc Chrys) # 3 (Rear) (Pin Retainer 4 Bent Legs) (Can Use 147748) 2006-Up	1	TBA
590	147759	Ring Gear (Chrys) # 2 Planet (W/.080" Wide Snap Ring Groove) 2006-Up	1	68019875AA
590	147759A	Ring Gear (Exc Chrys) # 2 Planet (W/.065" Wide Snap Ring Groove) 2006-Up	1	TBA
592	147757	Ring Gear, # 1 Planet (100T) (1.875" Thk) 2006-Up	1	68019866AA
594	147758	Ring Gear, # 3 Planet (3.030" Tall) (85T, 12 Lugs On Each End)(60T Outer Splines) 2006-Up	1	TBA
600	147745	Hub, # 2 Planet Ring Gear (2.660" Tall)(12 Lugs) 2006-Up	1	68019869AA
602	147743	Hub (Chrys) # 1 Planet Ring Gear (.410" Thk) 2006-Up	1	68019867AA
602	147743A	Hub (Exc Chrys) # 1 Planet Ring Gear (.320" Thk) 2006-Up	1	TBA
604	147744	Hub, # 3 Planet Ring Gear / Inner Sprag Race(12-Lugs)(1.860" Thk, 4.050" OD) 2006-Up	1	68019878AA

ILL#	Part#		QTY	REF#
610.....	147756	Sun Gear Shaft, (38T Left & 31T Right Angle) (15-11/16" Long) 2006-Up	1	68019891AA
612.....	147753	Sun Gear (Chrys) # 1 Planet (12-Holes)(69T PTO Gear) (20T Reluctor) 2006-Up	1	68019889AB
612.....	147753A.....	Sun Gear (Exc Chrys) # 1 Planet (6-Holes)(69T PTO Gear)(20T Reluctor) 2006-Up.....	1	TBA
SPRAGS				
652.....	147727	Sprag, Low (34 Elements) 2006-Up	1	68019897AA
652.....	K147727	Sprag Assembly, Low W/ Outer Race, 2006-Up.....	1	TBA
604.....	147744	Inner Race, Low Sprag (12-Lugs)(1.860" Thk, 4.050" OD) 2006-Up	1	68019878AA
663.....	147730	Outer Race, AS68RC (All) Sprag (8 Lugs)(1.650" Thk)(4.790" ID) 2006-Up.....	1	68085967AA
SHAFTS & GEARS				
678.....	147858	Output Shaft, 2WD (8 1/8" Long)(24-Splines On Rear W/Threads For Yoke Nut) 2006-Up.....	1	TBA
678.....	147858A.....	Output Shaft 4WD (8-1/8" Long) (29-Splines, W/ Threaded Hole) 2006-Up	1	68086969AA
690.....	147824	Park Gear, AS68RC (All)(16 Lug) (2.475" Thk)(7 1/8" OD)(Presses Onto Output Shaft) 2006-Up	1	TBA
698.....	147623	Retainer / Dam # 1 Planet (Front) (Bonded) (5.910" OD)(3.570" ID) 2006-Up.....	1	TBA
VALVE BODIES				
740.....	147754	Valve Body (Chrys) (8 Solenoids) (# 31020 On Upper Section, 2A On Plate) 2006-Up.....	1	TBA
740.....	147754A.....	Valve Body (Exc Chrys) (8 Solenoids) (# 31010 On Upper Section, 00 On Plate) 2006-Up.....	1	TBA
HOUSINGS, CASES & PANS				
750.....	147703	Bell Housing (Chrys)(8-1/8" Top Bolts)(Starter At 9:00)(6-1/8" Thk)(Has No Sensor) 2006-Up	1	68020022AA
750.....	147703A.....	Bell Housing (Exc Chrys)(7-1/8" Top Bolts)(Starter At 2:00)(8-3/4" Thk)(W/Sensor Hole) 2006-Up.....	1	TBA
757.....	147704	PTO Cover (6-Bolt, Tin)(6-3/4" X 5-5/16") 2006-Up.....	1	68020029AA
760.....	147701	Case (Chrys)(W/Dipstick Hole)(W/Sensor Hole On The Drivers Side) 2006-Up.....	1	68020008AB
760.....	147701A.....	Case (Exc Chrys)(No Dipstick Hole)(W/Sensor Hole On Top Of Case) 2006-Up	1	TBA
765.....	147801	Pan (Chrysler)(No Dipstick Tube)(4 1/2" At Deep End)(18 Bolt) 2006-Up.....	1	68085954AA
765.....	147801A.....	Pan (Exc Chrys)(W/Dipstick Tube)(3 1/4" At Deep End)(18 Bolt) 2006-Up.....	1	TBA
770.....	147702A.....	Extension Housing (Chrys) 4X4 (Aluminum)(7-3/8" Thk) 2006-Up.....	1	68020126AB
770.....	147702	Extension Housing (Exc Chrys) 2WD (Aluminum)(6" Thk)(8-Threaded Mount Bosses) 2006-Up	1	TBA
774.....	147624	Speed-O Housing (Isuzu)(Aluminum) (19 Teeth Metal Gear) 2006-Up.....	1	TBA
NUTS, BOLTS & SNAP RINGS				
776.....	147081	Bolt, Bell Housing To Case (10 Pieces) 2006-Up	10	TBA
777.....	147082	Bolt, Pump To Case (11 Pieces) 2006-Up	11	TBA
778.....	147083	Bolt, Stator To Pump Body (9 Pieces) 2006-Up	9	TBA
779.....	147084	Bolt, Bottom Pan To Case (18 Pieces) 2006-Up	18	TBA
781.....	147085	Bolt (Chrys) Extension Housing To Case (10 Pieces) 2006-Up	10	TBA
781.....	147085A.....	Bolt (Exc Chrys) Extension Housing To Case (10 Pieces) 2006-Up	10	TBA
783.....	147086	Bolt, Holds # 1 Planet To Case (2 Pieces) 2006-Up	2	6820035AA
798.....	147087	Nut (Isuzu) Output Shaft Yoke (36mm)(6 Point W/Flange)(1.985" OD) 2006-Up.....	1	TBA
847.....	147625	Spacer (Chrys) Output Shaft Front Bearing To Ext Hsg (1.180" Thk)(2.230" OD) 2006-Up.....	1	68020034AA
847.....	147227	Speed-O Gear (Isuzu) Drive (5 Teeth)(1.180" Thk)(2.255" OD) 2006-Up	1	TBA
861.....	147601	Snap Ring, Holds 2-6 (B1) Clutch Press Plate In (.078" Thk)(8 3/4" OD) 2006-Up.....	1	68019847AA
862.....	147601	Snap Ring, Holds 2-6 (B1) Clutch Return Spring In (.078" Thk)(8 3/4" OD) 2006-Up.....	1	68019847AA
868.....	147602	Snap Ring (Chrys) Holds # 2 Planet Ring Gear Hub To Ring Gear (.070" Thk)(5.545" OD) 2006-Up	1	68019870AA
868.....	147602A.....	Snap Ring (Exc Chrys) Holds # 2 Planet Ring Gear Hub To Ring Gear(.048" Thk)(5.665" OD) 2006-Up	1	TBA
873.....	147603	Snap Ring, Holds 1-2-3-4 (K1) Clutch Pressure Plate In (.069" Thk)(6 1/4" OD) 2006-Up	1	68019784AA
874.....	147604	Snap Ring, Holds 1-2-3-4 (K1) Clutch Return Spring In (.048" Thk)(1.605" OD) 2006-Up.....	1	68019783AA
876.....	147605	Snap Ring, Holds 4-5-6 (K2) Clutch Pressure Plate In (.069" Thk)(8 3/4" OD) 2006-Up	1	68019763AA
877.....	147606	Snap Ring, Holds 4-5-6 (K2) Clutch Spring Retainer In (.048" Thk)(3.220" OD) 2006-Up	1	68019798AA
878.....	147607	Snap Ring, Holds 3-5 Rev (K3) Clutch Press Plate In (.069" Thk) (8 3/4" OD) 2006-Up	1	68019763AA
879.....	147608	Snap Ring, Holds 3-5 Reverse (K3) Clutch Return Spring In (.048" Thk)(3.520" OD) 2006-Up.....	1	68019762AA
882.....	147609	Snap Ring, Holds # 1 Planet Ring Gear Hub To Ring Gear (.048" Thk)(6 1/2" OD) 2006-Up.....	1	68019868AA
883.....	147610	Snap Ring, Holds # 1 Planet In Case (.079" Thk)(9 3/8" OD)(W/Eyelets On Bent Ends) 2006-Up.....	1	68020036AA
884.....	147611	Snap Ring, Holds Bonded Retainer # 698 To # 1 Planet (.048" Thk)(6 7/16" OD) 2006-Up	1	TBA
885.....	147612	Snap Ring, Holds Low/Rev (B2) Clutch Press Plate In (.078" Thk)(8 3/4" OD) 2006-Up	1	68019847AA
886.....	147613	Snap Ring, Holds Low/Rev (B2) Clutch Return Spring In (.060" Thk)(4.418" OD) 2006-Up.....	1	68020046AA
887.....	147615	Snap Ring, Holds Sprag To Outer Race (Front/Rear)(.039" Thk)(5.200" OD) 2006-Up	2	68019899AA
889.....	147616	Snap Ring (Chrys) Holds # 3 Planet Ring Gear Hub To Ring Gear (.060" Thk)(5.765" OD) 2006-Up	1	TBA
889.....	147616A.....	Snap Ring (Exc Chrys) Holds # 3 Planet Ring Gear Hub To Ring Gear(.049" Thk)(5.765" OD) 2006-Up	1	TBA
890.....	147617	Snap Ring, Holds Sprag Outer Race To Case (.080" Thk)(8 7/8" OD) 2006-Up	1	68019905AA
895.....	147618	Snap Ring (Chrysler) Holds Rear Output Shaft Ball Bearing To Ext Hsg(.064" Thk)(3.405" OD) 2006-Up.....	1	68020047AA
SPRINGS, PISTONS & MISCELLANEOUS				
931.....	147281	Spring (Chrys) Accum "C" (On Pass Side, Rear One) (Blue)(2.022" Long)(.597" OD) 2006-Up.....	1	68019684AA
931.....	147281A.....	Spring (Exc Chrys) Accum "C" (On Pass Side Rear One)(Green)(1.976" Long)(.597" OD) 2006-Up.....	1	TBA
932.....	147998	Piston, Accum "C" (Pass Side, Rear One)(1.550" Long)(.785" OD)(.630" ID) 2006-Up	1	68019687AA

AS68RC

ILL#	Part#		QTY	REF#
941.....	147282.....	Spring, Accum "A" (On Drivers Side)(Purple)(1.705" Long)(.435" OD) 2006-Up.....	1.....	68019682AA
942.....	147998A.....	Piston, Accum "A" (On Drivers Side)(1.583" Long)(.630" OD)(.470" ID) 2006-Up.....	1.....	68019685AA
946.....	147283.....	Spring (Chrys) Accum "B" (On Pass Side, Front One)(Outer)(Pink)(2.420" Long)(.590" OD) 2006-Up.....	1.....	68019683AA
946.....	147283A.....	Spring (Chrys) Accum "B" (On Pass Side, Front One)(Inner)(Orange)(1.755" Long)(.410" OD) 2006-Up.....	1.....	TBA
946.....	147283B.....	Spring (Isuzu) Accum "B" (On Pass Side, Front One)(Dark Green)(2.585" Long)(.603" OD) 2006-Up.....	1.....	TBA
947.....	147998B.....	Piston, Accum "B" (On Pass Side, Front One)(1.505" Long)(.785" OD)(.630" ID) 2006-Up.....	1.....	68019686AA
960.....	147766.....	Piston, B1 (2-6) Clutch (Alum)(1.330" Thk)(8" OD)(28 Spring Pockets) 2006-Up.....	1.....	68019811AA
962.....	147763.....	Piston, K1 (1-2-3-4) Clutch (Alum)(1.870" Thk)(5.775" OD)(1.582" ID) 2006-Up.....	1.....	68019772AA
964.....	147762.....	Piston, K2 (4-5-6) Clutch (Alum)(1.835" Thk)(8" OD)(3.215" ID)(Cast # 345652-31010) 2006-Up.....	1.....	68019795AB
965.....	147764.....	Piston, K3 (3-5 Rev) Clutch (Alum)(1.672" Thk)(3.660" ID)(Cast # 344612-31010) 2006-Up.....	1.....	68019743AA
967.....	147765.....	Piston, B2 (Low/Rev) Clutch (4.062" Thk)(7 7/8" OD)(4.525" ID)(Cast # 345923-31010) 2006-Up.....	1.....	68020131AA
970.....	147876.....	Spring/Retainer, B1 (2-6) Clutch Return (1.080" Thk)(8 1/16" OD)(6 1/2" ID)(28 Springs) 2006-Up.....	1.....	68019800AB
972.....	147873.....	Spring/Retainer, K1 (1-2-3-4) Clutch Return (1.760" Thk)(3.280" OD)(16 Springs) 2006-Up.....	1.....	68019770AA
974.....	147872.....	Spring/Retainer, K2 (4-5-6) Clutch (28 Coil Springs)(1.275" Thk)(5.610" OD)(4.495" ID) 2006-Up.....	1.....	68019792AA
975.....	147874.....	Spring/Retainer, K3 (3-5 Rev) Clutch Return (1.265" Thk)(6.040" OD)(30 Springs) 2006-Up.....	1.....	68019742AA
977.....	147875.....	Spring/Retainer, B2 (Low/Rev) Clutch Return (1.425" Thk)(6.125" OD)(28 Springs) 2006-Up.....	1.....	68020042AA
982.....	147863.....	Retainer/Piston, K1 (1-2-3-4) Cl Spring (Bonded)(1.195" Thk)(4.895" OD)(1.505" ID) 2006-Up.....	1.....	68019773AA
984.....	147862.....	Retainer/Piston, K2 (4-5-6) Cl Return Spring (Alum)(1.280" Thk)(6 1/2" OD)(3.160" ID) 2006-Up.....	1.....	68019796AA
985.....	147864.....	Retainer/Piston, K3 (3-5 Rev) Cl Return Spring (.810" Thk)(6 7/8" OD)(3.505" ID)(30 Spring) 2006-Up.....	1.....	68019744AA
991-2	147626.....	Spring, Detent (.990" Wide)(4.520" Long) 2006-Up.....	1.....	68019737AA
991-3	147627.....	Rooster Comb, 2006-Up.....	1.....	68019913AA
991-4	147628.....	Manual Shaft (Chrys) (12-13/16" Long) 2006-Up.....	1.....	6820031AA
991-4	147628A.....	Manual Shaft (Exc Chrys) (12-1/2" Long) 2006-Up.....	1.....	TBA
994.....	147629.....	Park Rod Actuator (9" Long) 2006-Up.....	1.....	68019912AA
995.....	K147824.....	Park Pawl Assembly (4 Pieces) 2006-Up.....	1.....	TBA
996.....	147631.....	Fitting (Chrys) Cooler Line (22mm)(W/Sensor Hole)(Push-In Line) 2006-Up.....	1.....	68020015AA
996.....	147631A.....	Fitting (Chrys) Cooler Line (22mm)(No Sensor Hole)(Push-In Line) 2006-Up.....	1.....	68020014AA
996.....	147631B.....	Fitting (Exc Chrys) Cooler Line (19mm)(W/Sensor Hole)(Screw-In Line) 2006-Up.....	1.....	TBA
996.....	147631C.....	Fitting (Exc Chrys) Cooler Line (19mm)(No Sensor Hole)(Screw-In Line) 2006-Up.....	1.....	TBA

Notes

Lined area for notes.

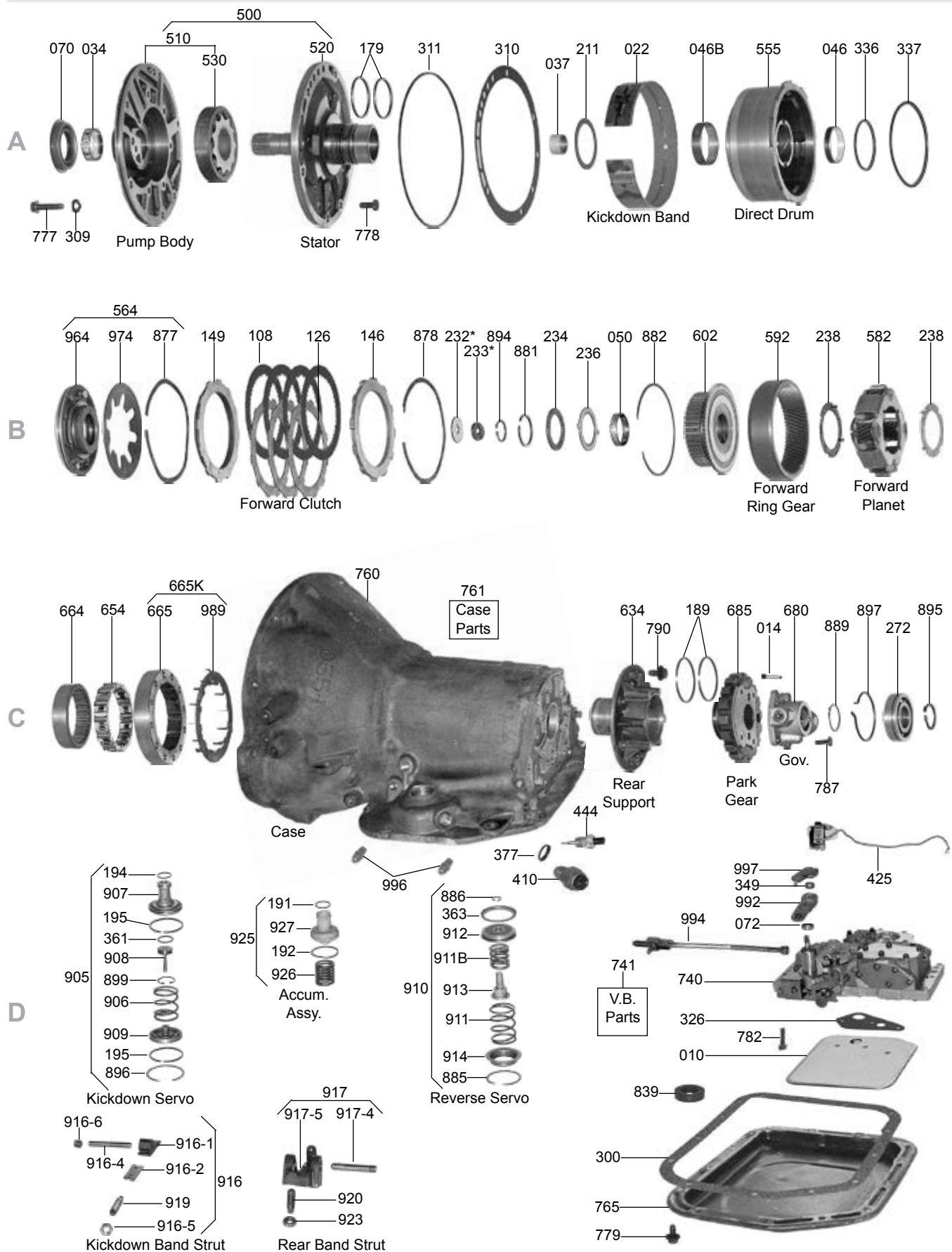
MPS6, DCT450

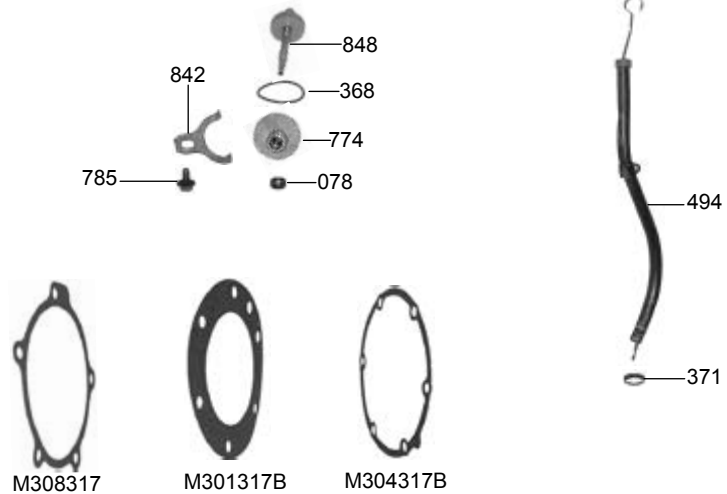
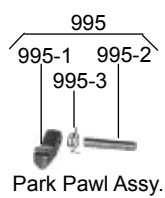


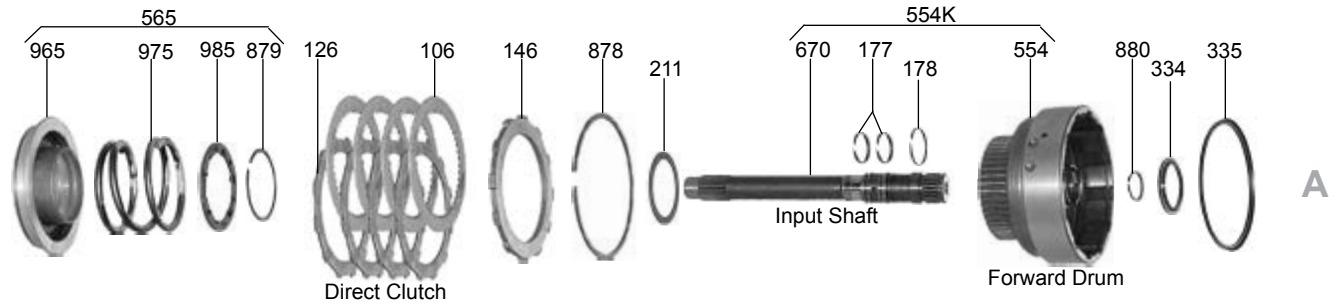
ILL#	Part#		QTY	REF#
NI.....	K145900.....	Overhaul Kit, MPS6/DCT450, W/ Pistons, 2007-Up.....	1.....	TBA
NI.....	K145900X.....	Overhaul Kit, MPS6/DCT450, W/Out Pistons, 2007-Up.....	1.....	TBA
NI.....	K145900-99.....	Piston Kit, MPS6/DCT450, 2007-Up.....	1.....	TBA
NI.....	DK14500S.....	Master L/Steels Kit, MPS6/DCT450, W/ Pistons, 2007-Up.....	1.....	TBA
NI.....	DK14500XS.....	Master L/Steels Kit, MPS6/DCT450, W/Out Pistons, 2007-Up.....	1.....	TBA
NI.....	DK14500.....	Master W/Steels Kit, MPS6/DCT450, W/ Pistons, 2007-Up.....	1.....	TBA
NI.....	DK14500X.....	Master W/Steels Kit, MPS6/DCT450, W/Out Pistons, 2007-Up.....	1.....	TBA
NI.....	145710.....	Filter, MPS6/DCT450, 2007-Up.....	1.....	TBA
NI.....	145711.....	Filter, External, MPS6/DCT450, 2007-Up.....	1.....	TBA
NI.....	K145901.....	Bushing Kit, MPS6/DCT450, 2007-Up.....	1.....	TBA
NI.....	145151.....	Seal, Front Dampener, MPS6/DCT450, 2007-Up.....	1.....	TBA
NI.....	145152.....	Seal, Axle (Both Sides) MPS6/DCT450, 2007-Up.....	2.....	TBA
NI.....	K145F.....	Friction Module, MPS6/DCT450, 2007-Up.....	1.....	TBA
NI.....	K145S.....	Steel Module, MPS6/DCT450, 2007-Up.....	1.....	TBA
NI.....	145500.....	Pan Gasket, MPS6/DCT450, 2007-Up.....	1.....	TBA

Notes

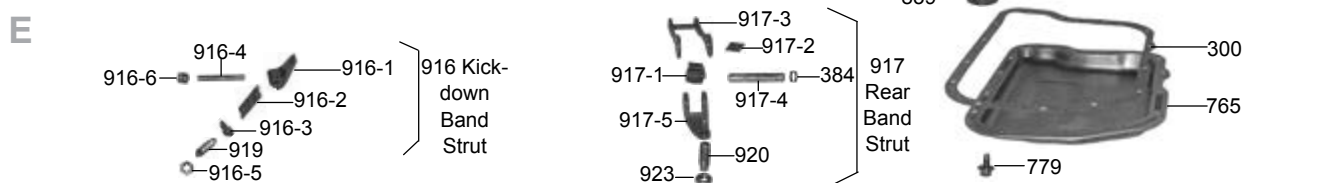
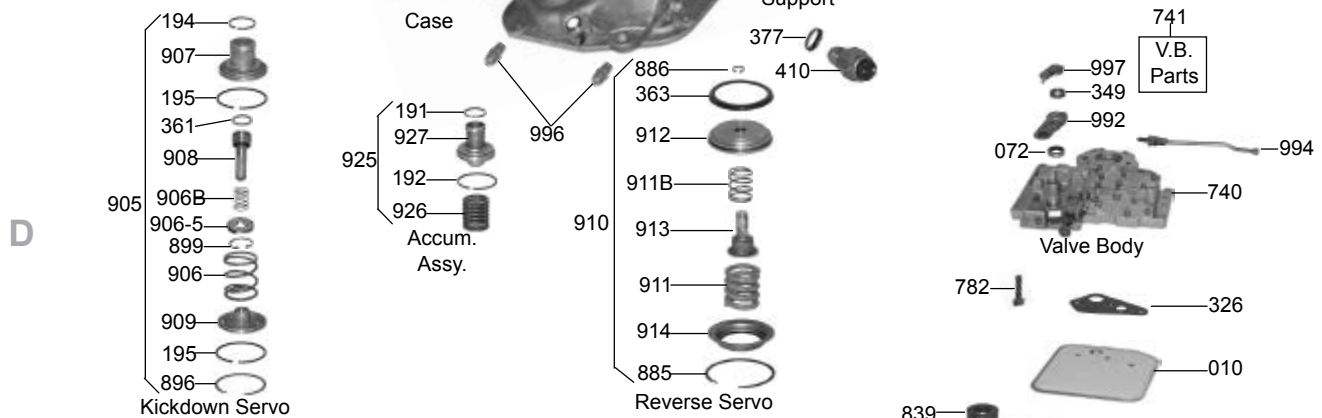

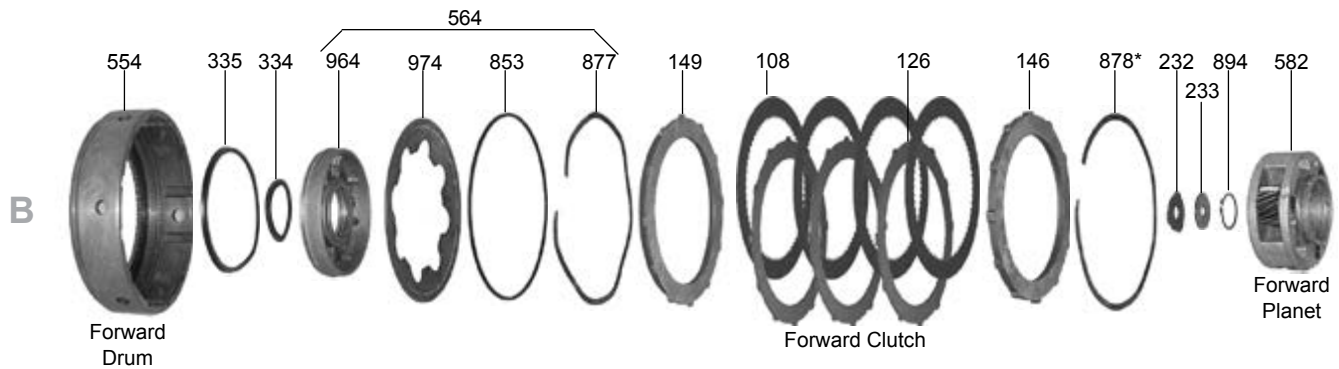
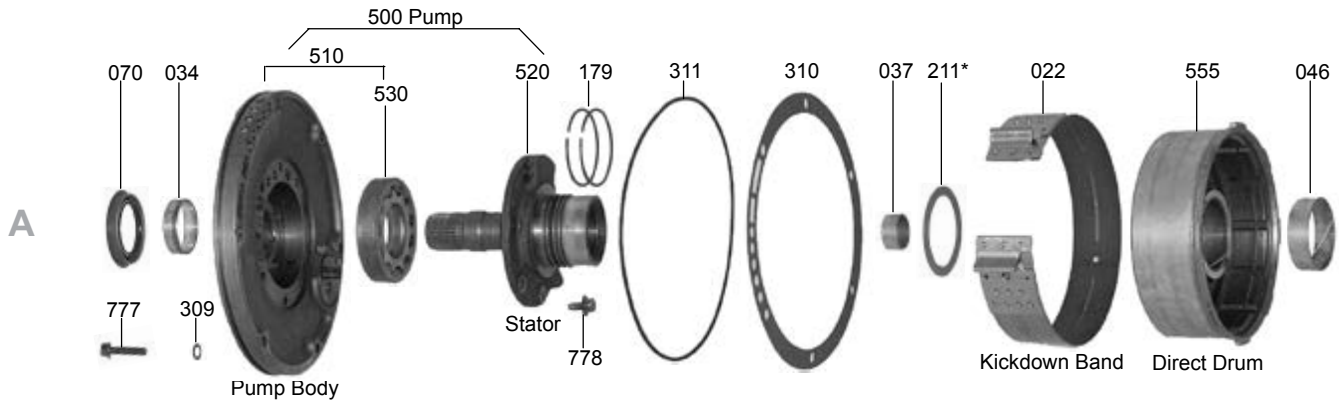
Lined area for notes.

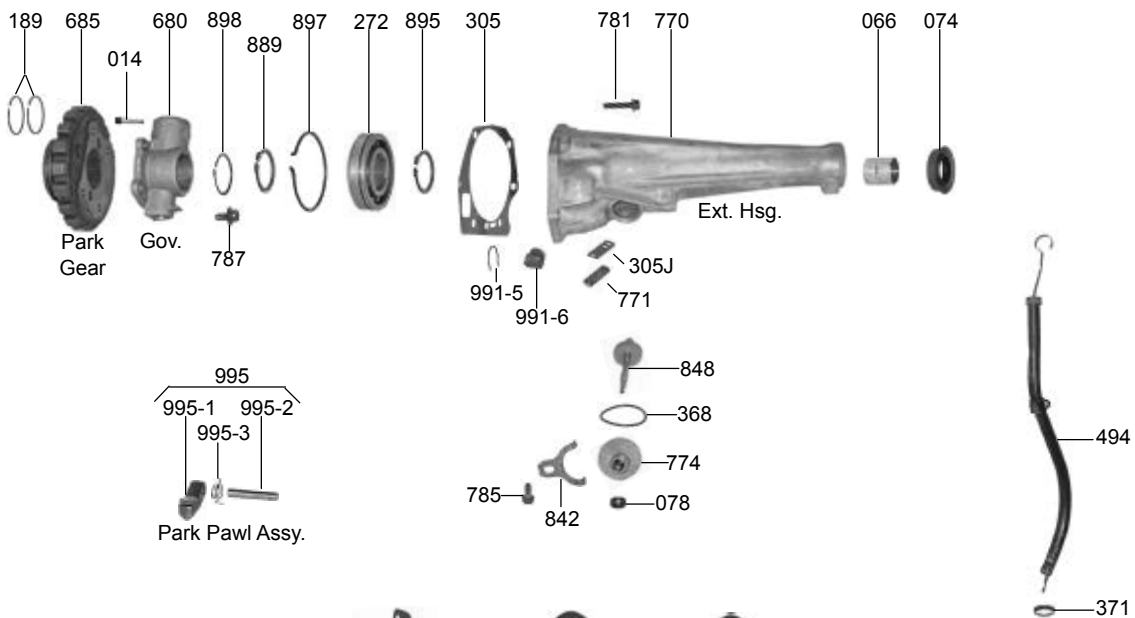

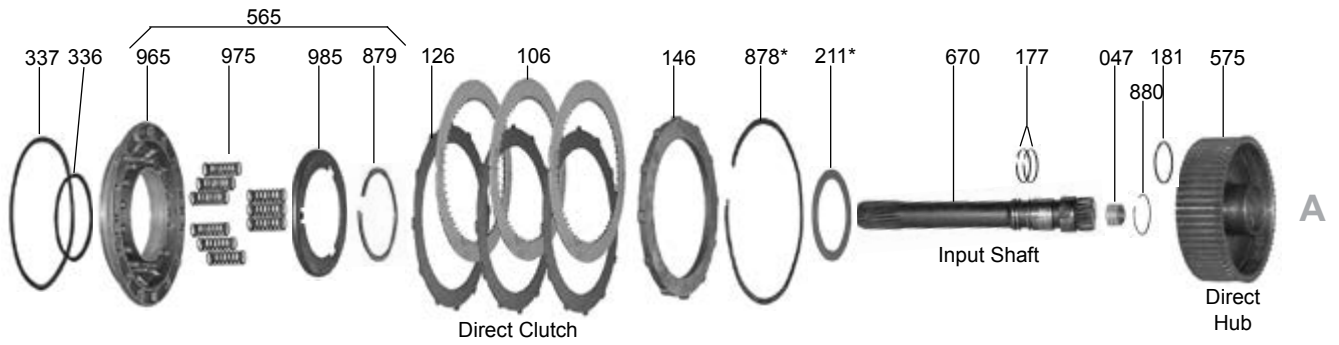
TF-6, A904



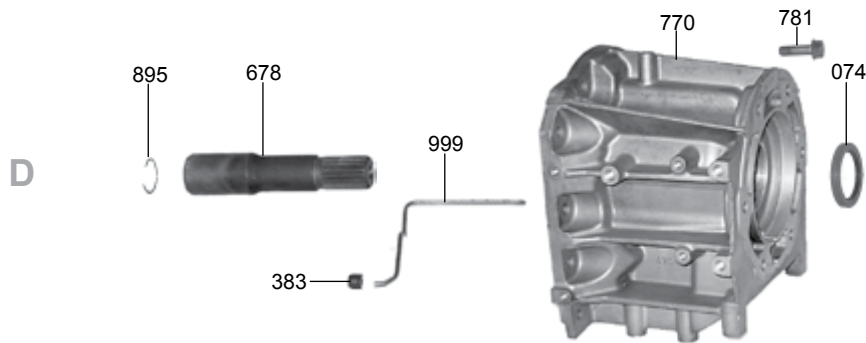
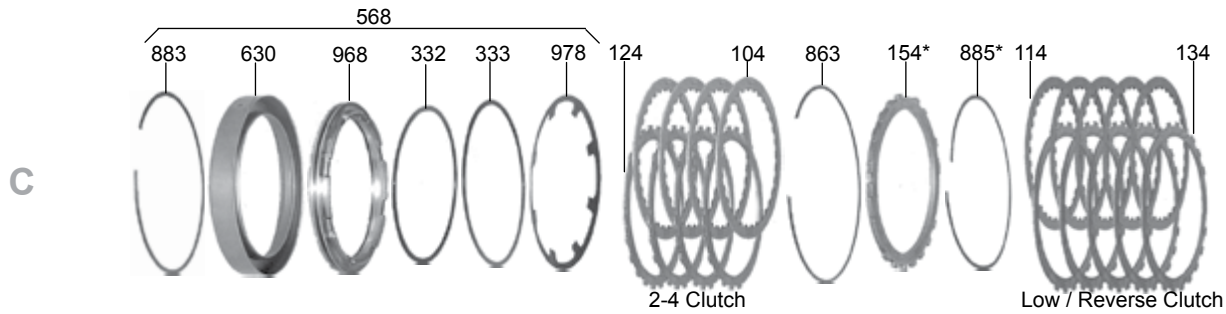
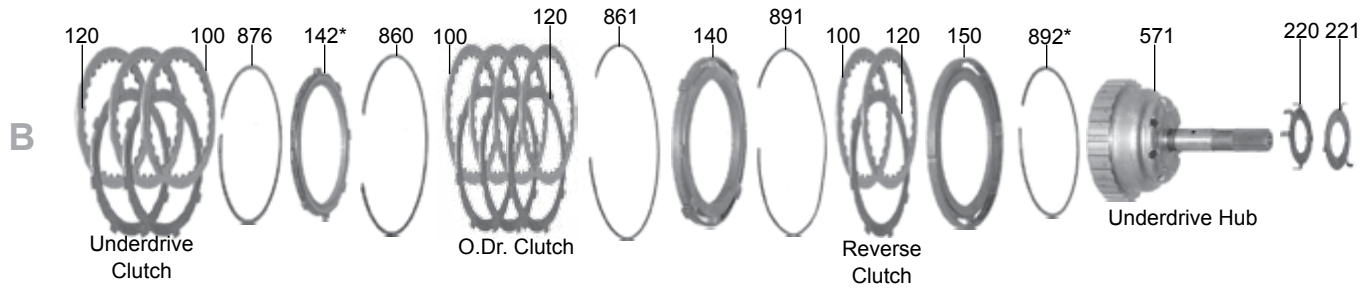
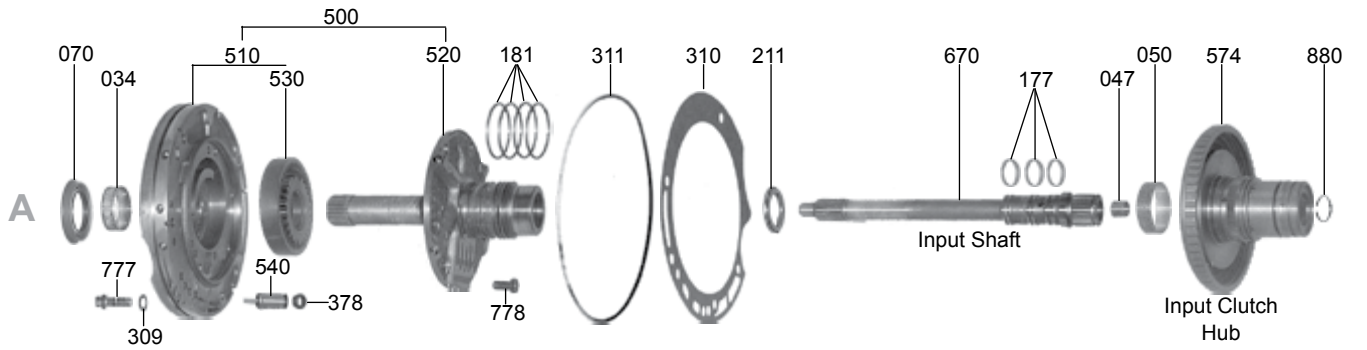


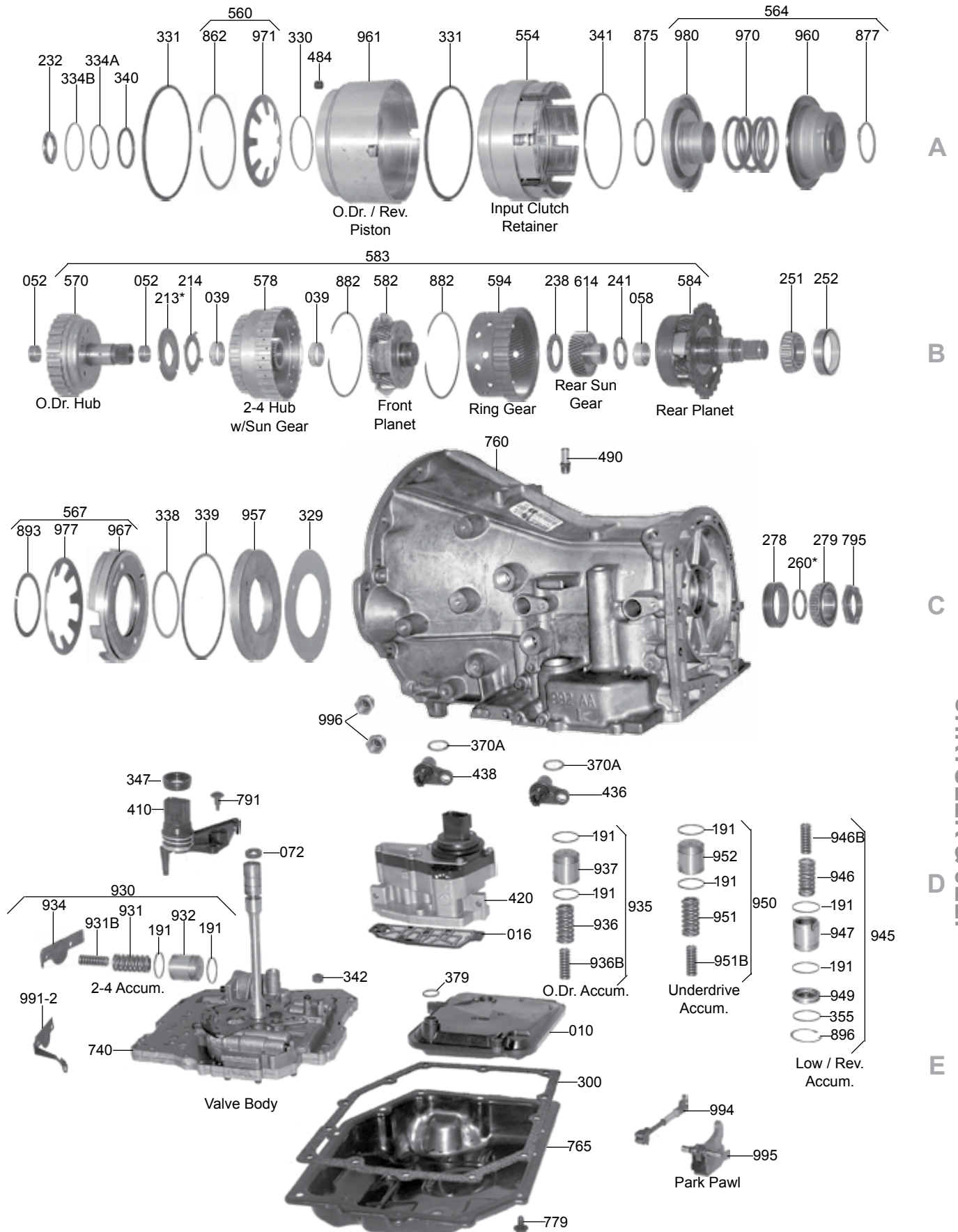
TF-8, A727





42RLE





42RLE

ILL#	Part#		QTY	REF#
OVERHAUL KITS & PISTON KITS				
NI.....	K61900A.....	Overhaul Kit, 42RLE W/ Pistons 2003-Up.....	1.....	N/A
NI.....	K61900AX.....	Overhaul Kit, 42RLE W/Out Pistons 2003-Up.....	1.....	N/A
NI.....	K61830A.....	Piston Kit, 42RLE, Bonded Clutch Pistons, 2004-Up.....	1.....	N/A
MASTER L/STEEL KITS				
NI.....	DK6100AS.....	Master L/Steels Kit, 42RLE W/ Pistons 2003-Up.....	1.....	N/A
NI.....	DK6100AXS.....	Master L/Steels Kit, 42RLE W/Out Pistons 2003-Up.....	1.....	N/A
MASTER W/STEELS KITS				
NI.....	DK6100A.....	Master W/Steels Kit, 42RLE W/ Pistons 2003-Up.....	1.....	N/A
NI.....	DK6100AX.....	Master W/Steels Kit, 42RLE W/Out Pistons 2003-Up.....	1.....	N/A
FILTERS				
010.....	61711.....	Filter, 42RLE, 2003-Up.....	1.....	52852913AB
016.....	61713A.....	Filter/Plate, 42RLE Solenoid Assy To VB, 2003-Up (Included In K61902A Repair Kit).....	1.....	3878313
BUSHINGS				
030.....	K61001B.....	Bushing Kit, 42RLE 2003-Up 96-UP.....	1.....	TBA
034.....	12502.....	Bushing, 42RLE Pump Body (Babbitt) 2003-Up.....	1.....	2466796
034.....	12502-01.....	Bushing, Pump Body (Tighter Tolerances Than OEM) (Sonnax).....	1.....	12502-01
039.....	92005A.....	Bushing, 42RLE Clutch Hub 2003-Up.....	1.....	TBA
047.....	92002A.....	Bushing, 42RLE Input Shaft (Rear) (.605" OD) 2003-Up.....	1.....	TBA
050.....	92003.....	Bushing, 42RLE Input Clutch Hub (Front) 2003-Up 93-UP.....	1.....	4377170
050.....	92003-01K.....	Bushing, 42RLE Input Cl Hub Front) 2003-Up (Has A Tighter Tolerances Than OE).....	1.....	Sonnax
050.....	92003TL.....	Bushing Tool, 42RLE For 92003-01K (Sonnax).....	1.....	92003-TL
052.....	92004A.....	Bushing, 42RLE Overdrive Clutch Hub (.283" Tall) 2003-Up.....	1.....	4659617
052.....	92004L.....	Bushing, 42RLE Overdrive Clutch Hub (1 Piece)(Fits Hub With .937" ID) 2003-Up.....	1.....	Sonnax
052.....	92004LOS.....	Bushing, 42RLE Overdrive Clutch Hub (1 Piece)(Fits Hub With .941" ID) 2003-Up.....	1.....	Sonnax
058.....	92006.....	Bushing, 42RLE Rear Planet 2003-Up 93-UP.....	1.....	4412230
METAL CLAD SEALS				
070.....	12575.....	Seal, 42RLE Front (With Flange) 2003-Up.....	1.....	4269057
072.....	92574.....	Seal, 42RLE Linkage/Valve Body Stem Seal) (Rubber) 2003-Up.....	1.....	4412836
074.....	34743C.....	Seal, 42RLE Extension Housing 2WD 2003-04.....	1.....	4531216AB
074.....	68165G.....	Seal, 42RLE Extension Housing 2WD 2005-Up.....	1.....	52108428AA
074.....	12925T.....	Seal, 42RLE Adapter Housing 4x4 (2.568" OD) 2003-Up.....	1.....	4269956AB
FRICTIONS				
100.....	92138.....	Friction, 42RLE Overdrive Clutch (.071") (Tan) 2003-Up.....	4.....	4505629
100.....	92138.....	Friction, 42RLE Underdrive & Reverse Clutch (.071") 2nd Design (High Energy).....	2-6.....	4531678
104.....	92147.....	Friction, 42RLE 2-4 Clutch (.086") (High Energy) 2003-Up.....	4.....	4377125
114.....	92134.....	Friction, 42RLE Low/Reverse Clutch (.072") (High Energy) 2003-Up.....	5.....	4567573
STEELS				
120.....	92183.....	Steel, 42RLE Overdrive, Underdrive & Reverse Clutch (.068") 2003-Up.....	3-8.....	4659053
124.....	92135.....	Steel, 42RLE 2-4 Clutch (.101") 2003-Up.....	4.....	4659054
134.....	92162.....	Steel, 42RLE Low/Reverse Clutch (.067") 2003-Up.....	5.....	4659055
PRESSURE PLATES				
140.....	92191A.....	Pressure Plate, 42RLE Overdrive Clutch (4 Lugs) 2003-Up.....	1.....	4531556
142.....	92186A.....	Pressure Plate, 42RLE Underdrive Clutch (.235") 2003-Up.....	1.....	4723683
142.....	92186D.....	Pressure Plate, 42RLE Underdrive Clutch (.245") 2003-Up.....	1.....	TBA
142.....	92186B.....	Pressure Plate, 42RLE Underdrive Clutch (.255") 2003-Up.....	1.....	4723682
150.....	92194.....	Pressure Plate, 42RLE Reverse Clutch (.355" Thick) At The Edge 2003-Up.....	1.....	4531905
150.....	92194B.....	Pressure Plate, 42RLE Reverse Clutch (.186" Thick) 2003-Up.....	1.....	4531925
154.....	92265D.....	Pressure Plate, 42RLE Low/Reverse Clutch (.250") 2003-Up.....	1.....	4897454AA
VALVE BODY KITS				
167.....	K92908.....	Shift Kit, 42RLE 2003-Up (Transgo).....	1.....	SK604
SEALING RINGS				
177.....	92301.....	Ring, 42RLE Input Shaft (1.443" OD) (Teflon) 2003-Up.....	3.....	4446543
181.....	12600A.....	Ring, 42RLE Stator (2.062" OD) (Metal) (Seal Plated) 2003-Up.....	4.....	TBA
191.....	92302.....	Ring, 42RLE Accumulator Non-Rotating (1.013" OD)(Graphite) 2003-Up.....	2-8.....	4446544
191.....	K92903B.....	Ring Kit, 42RLE (8 Accumulator & 4 Stator Rings) 2003-Up.....	1.....	TBA
WASHERS & BEARINGS				

ILL#	Part#		QTY	REF#
211.....	92633	Bearing, 42RLE Stator To Input Drum (1.713" OD) 2003-Up	1	4412209
213.....	92622	Race, 42RLE Overdrive Hub To 2-4 Hub (.039") (3 Slot) 2003-Up	1	4431662
213.....	92622H	Race, 42RLE Overdrive Hub To 2-4 Hub (.048") (3 Slot) 2003-Up	1	4431663
213.....	92622A	Race, 42RLE Overdrive Hub To 2-4 Hub (.057") (3 Slot) 2003-Up	1	4431664
213.....	92622J	Race, 42RLE Overdrive Hub To 2-4 Hub (.066") (3 Slot) 2003-Up	1	4431665
213.....	92622B	Race, 42RLE Overdrive Hub To 2-4 Hub (.074") (3 Slot) 2003-Up	1	4431666
213.....	92622K	Race, 42RLE Overdrive Hub To 2-4 Hub (.083") (3 Slot) 2003-Up	1	4431667
213.....	92622C	Race, 42RLE Overdrive Hub To 2-4 Hub (.091") (3 Slot) 2003-Up	1	4431668
213.....	92622D	Race, 42RLE Overdrive Hub To 2-4 Hub (.100") (3 Slot) 2003-Up	1	4431669
213.....	92622L	Race, 42RLE Overdrive Hub To 2-4 Hub (.109") (3 Slot) 2003-Up	1	4431670
213.....	92622E	Race, 42RLE Overdrive Hub To 2-4 Hub (.117") (3 Slot) 2003-Up	1	4431671
213.....	92622M	Race, 42RLE Overdrive Hub To 2-4 Hub (.126") (3 Slot) 2003-Up	1	4431672
214.....	92627	Washer, 42RLE Overdrive Hub To 2-4 Hub (4 Tab) (1.335" ID) 2003-Up	1	4412216
220.....	92625	Washer, 42RLE Underdrive Hub To Overdrive Hub (5 Tab) .050" Thick (1.335" ID) 03-Up	1	4659883
221.....	92621	Race, 42RLE Underdrive Hub To Overdrive Hub (3 Tab) .031" Thick (1.180" ID) 2003-Up	1	TBA
232.....	92635	Bearing, 42RLE, Input Hub To Underdrive Hub	1	4467262
238.....	92638	Bearing W/Races, 42RLE Front Planet To Rear Sun Gear (.139" Thick) (2.292" OD) 03-Up	1	4412229
241.....	92635	Rear Sun Gear To Rear Planet (#241) (1.790" OD) 2003-Up	1	4467262
251.....	92964	Cone Bearing, 42RLE Presses On Output Shaft (Rear Planet)	1	4412235
252.....	92769	Cup Race, 42RLE Presses On Output Shaft (Rear Planet)	1	4412234
260.....	61640	Shim, 42RLE Output Shaft To Rear Bearing, Selective (5.17-5.19mm To 6.04mm-6.06mm)	1	5280020
273.....	32978	Cup Race, 42RLE Case To Output Shaft (#278) 2003-Up	1	4567022
274.....	32977	Bearing, 42RLE Case To Output Shaft (#279) 22 Rollers (1.497" ID) 2003-Up	1	4567025
274.....	K32978	Bearing/Race Kit, 42RLE Case To Output Shaft (#278 & #279) 22 Rollers 2003-Up	1	4446689
278.....	92769	Cup Race, 42RLE Rear Planet To Case (#252) 2003-Up	1	4412234
278.....	K32978	Use K32978	1	TBA
279.....	92964	Cone Bearing, 42RLE Presses On Rear Planet (#251) 2003-Up	1	4412235
279.....	K32978	Use K32978	1	TBA

GASKETS & RUBBER COMPONENTS

300.....	61501	Gasket, 42RLE Bottom Pan 2003-Up	1	TBA
309.....	32172	Gasket/Washer, 42RLE Pump Bolt 2003-Up	5	TBA
310.....	92544	Gasket, 42RLE Pump 2003-Up	1	4412844
311.....	32102	O-Ring, 42RLE Pump 2003-Up	1	4659945
329.....	92106	Gasket, 42RLE Low/Reverse Piston Retainer 2003-Up	1	4431649
330.....	92158	O-Ring, 42RLE Overdrive & Reverse Clutch (Inner) 2003-Up	1-2	6033158
331.....	92143	Lip Seal, 42RLE Overdrive & Reverse Clutch (Outer) 2003-Up	1-2	4412875
332.....	92142	D-Ring, 42RLE 2-4 Clutch (Inner) 2003-Up	1	4659376
333.....	92141	D-Ring, 42RLE 2-4 Clutch (Outer) 2003-Up	1	4659374
334.....	92169	O-Ring, 42RLE Input Clutch Rear (.103") Red (Inner) 2003-Up	1	6502269
334.....	92171	O-Ring, 42RLE Input Clutch Front (.103") Blue (Inner) 2003-Up	1	6502271
338.....	92145	D-Ring, 42RLE Low/Reverse Clutch (Inner) 2003-Up	1	4659856
339.....	92140	D-Ring, 42RLE Low/Reverse Clutch (Outer) 2003-Up	1	4659855
341.....	92110	Lip Seal, 42RLE Underdrive Clutch (Outer) 2003-Up	1	4531408
347.....	92521AA	Grommet, 42RLE PRNDL Sw To Case (Thick, 1.420" OD Case Conn Hole) Rubber 03-Up	1	TBA
371.....	3291	O-Ring, 42RLE Filler Tube (.990" OD) 2003-Up	1	6030608
379.....	92167	O-Ring, 42RLE Filter 2003-Up	1	6032780
383.....	61513	Seal, Extension Housing Lube 42RLE 03-06	1	52852998AA

TECHNICAL MANUALS

400.....	TM42RLE	Technical Manual, 42RLE 4 Speed RWD 2003-Up	1	TBA
----------	---------	---	---------	-----

ELECTRICAL COMPONENTS

410.....	61928A	Switch, 42RLE Neutral Safety & PRNDL (Internal) (Flat Blades) 2003-Up	1	4659677AC
420.....	61936A	Solenoid Pack, 42RLE Shift (4 Bolts To Valve Body) 2003-Up	1	4800171AA
NI	K61902A	Repair Kit, 42RLE, Solenoid Pack, 2003-Up	1	5102405AB
NI	92955B	Sensor, 42RLE Line Pressure / Governor Pressure Transducer, 2007-Up	1	5078336AA
NI	92958B	Solenoid, 42RLE, EPC, Pressure Control, 2007-Up	1	5078335AB
NI	61982	Connector, 42RLE, EPC, Pressure Control Solenoid, 2007-Up	1	5078341AA
436.....	92887A	Speed Sensor, 42RLE Output (3 1/2" Long) (2 Blade Conn) (Has Extended Tip) 2003-Up	1	52854001AA
438.....	44956	Speed Sensor, 42RLE Input Speed Sensor 2003-Up	1	4799061AB
484.....	92713	Screened Orifice, 42RLE In Overdrive/Reverse Piston 2003-Up	1	4531903

MISCELLANEOUS COMPONENTS

490.....	35910	Vent, 42RLE Case 2003-Up	1	TBA
----------	-------	--------------------------------	---------	-----

PUMPS & PUMP COMPONENTS

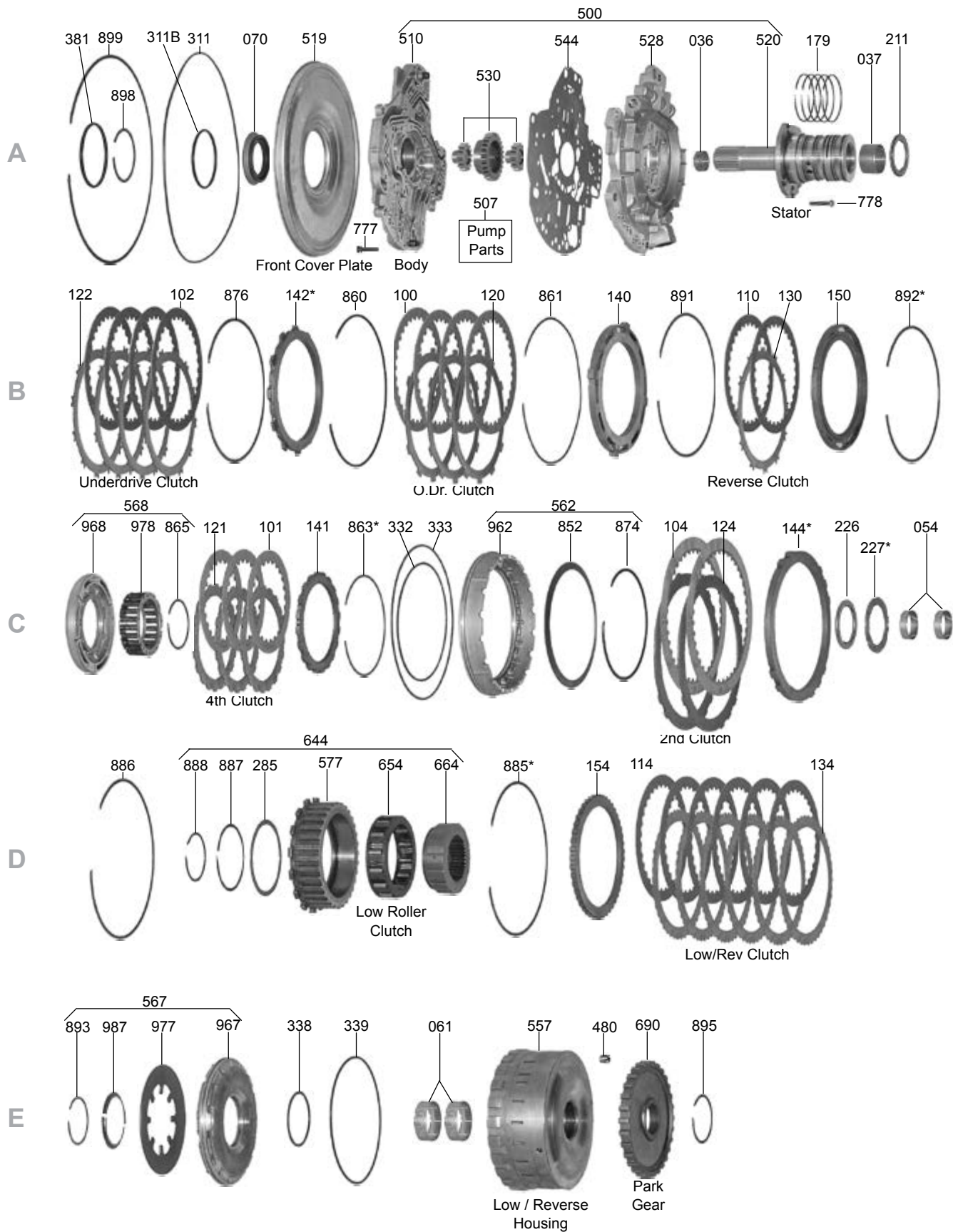
500.....	61912B	Pump, 42RLE (4 Ring Stator) 2003-Up	1	4567869AB
----------	--------	---	---------	-----------

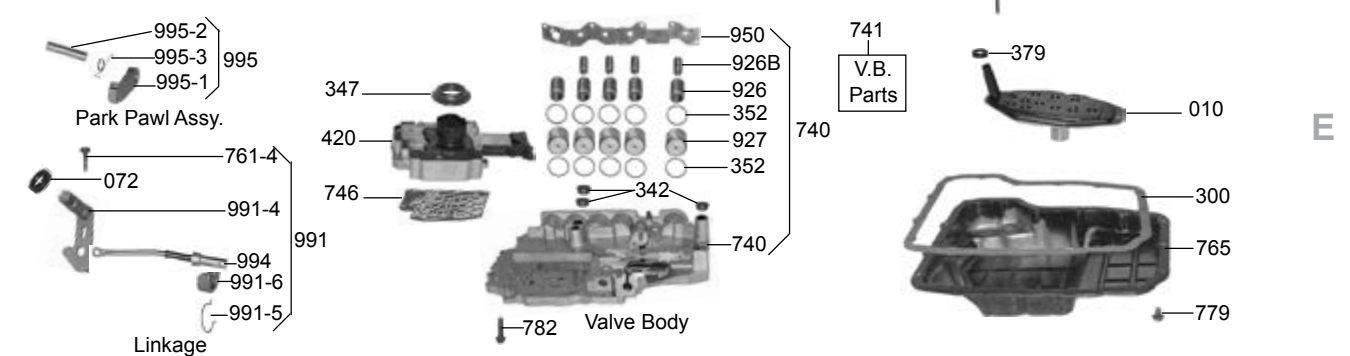
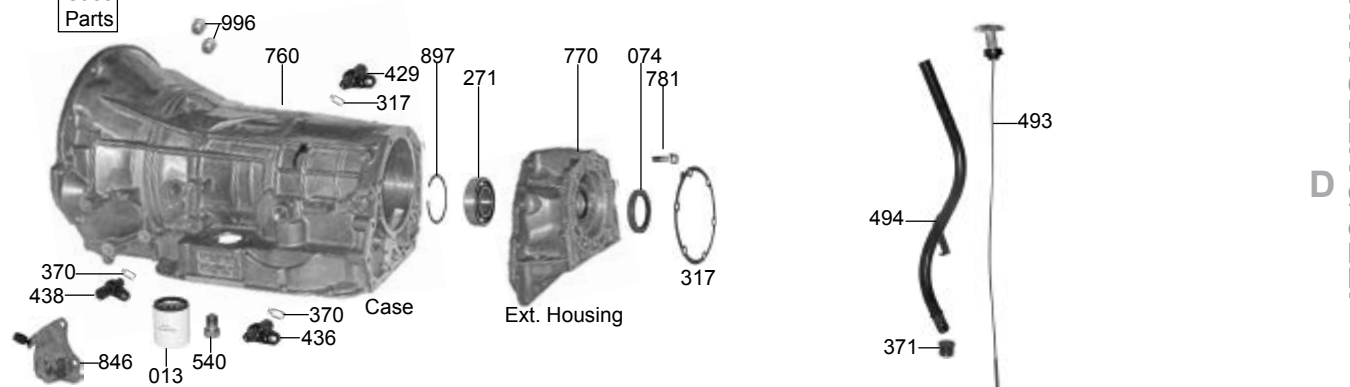

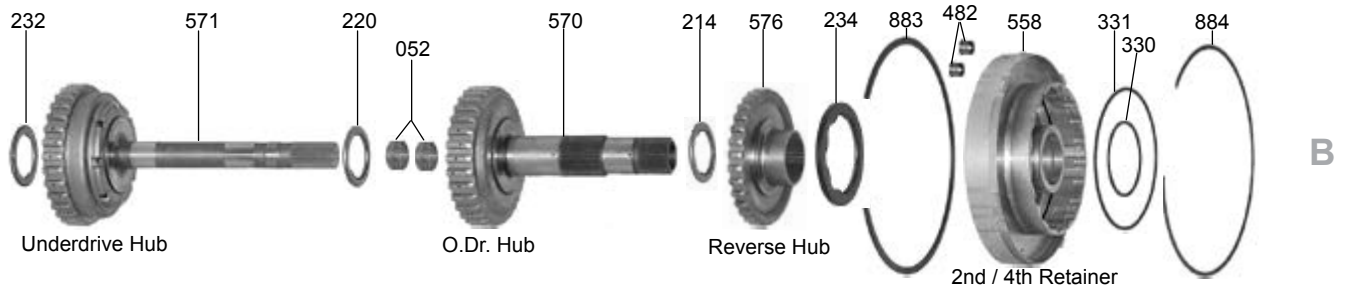
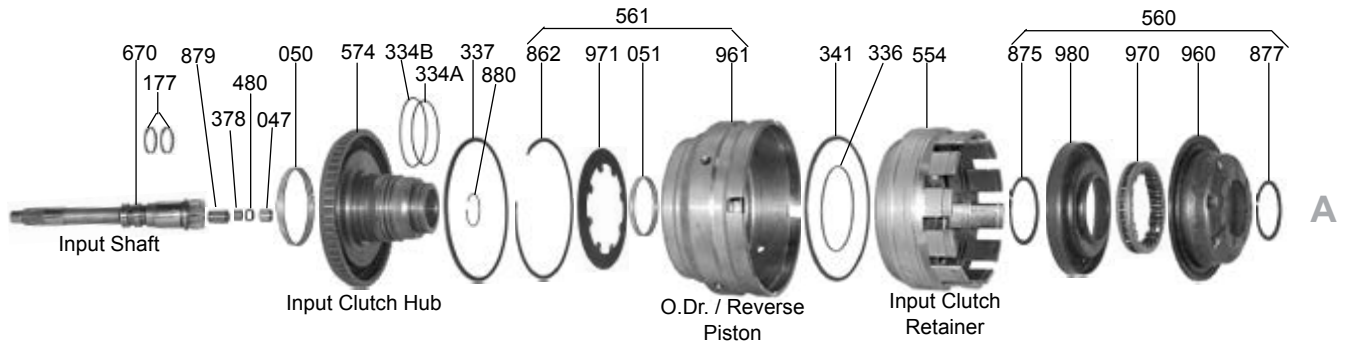
42RLE

ILL#	Part#		QTY	REF#
510.....	61916A.....	Pump Body W/Gears, 42RLE (.495" Thick Gears).....	1.....	4741659
520.....	92202A.....	Stator, 42RLE (Pump Cover) (4 Ring) 2003-Up (Cast # 4377161 Or 4567666).....	1.....	TBA
520.....	61913.....	Stator, 42RLE (Pump Cover) 2003-Up.....	1.....	TBA
530.....	K92201A.....	Pump Gear Set, 42RLE (12 Teeth Inner Gear) (.495" Thick) 2003-Up.....	1.....	TBA
540.....	92890.....	By-Pass Valve, 42RLE (In Case Under Pump) 2003-Up.....	1.....	4539880
DRUMS, CLUTCH HUBS & DRUM PISTON KITS				
554.....	92923A.....	Drum, 42RLE Input Clutch Retainer 2003-Up.....	1.....	4659935
560.....	K92911.....	Piston Kit, 42RLE Overdrive & Reverse Clutch 2003-Up.....	1.....	TBA
564.....	K92910.....	Piston Kit, 42RLE Underdrive Clutch 2003-Up.....	1.....	TBA
567.....	K61574A.....	Piston Kit, 42RLE Low/Reverse Clutch (1.150" Thick Piston) 2003-Up.....	1.....	TBA
568.....	K61837A.....	Piston Kit, 42RLE 2-4 Clutch 2003-Up.....	1.....	TBA
570.....	K61807A.....	Hub, 42RLE OD & Rev (Round Bottom Grooves Where Square Tooth Fri Ride).....	1.....	TBA
570.....	92807A.....	Hub, 42RLE Overdrive & Reverse (1.160" OD Shaft) 2003-Up.....	1.....	4559993
571.....	92806.....	Hub, 42RLE Underdrive Clutch With Solid Shaft 2003-Up.....	1.....	4431615
574.....	92248A.....	Hub, 42RLE Input Clutch (For 4 Ring Stator) 2003-Up.....	1.....	TBA
578.....	61922A.....	Hub & Sun gear, 42RLE 2-4 Clutch (1.160" ID Bushing) (Can Use 92922A).....	1.....	TBA
578.....	92922A.....	Hub & Sun Gear, 42RLE 2nd-4th Clutch (1.160" ID Bushing) 2003-Up.....	1.....	4659618AB
PLANETS, RING GEARS & SUN GEARS				
582.....	92747A.....	Planet, 42RLE Front (With Heat Treated Splines) 2003-Up.....	1.....	4567539AB
583.....	K61749B.....	Geartrain, 42RLE (W/ .230" Thk Park Gear) (#570, 578, 582, 594, 614, 584) 03-Up.....	1.....	TBA
584.....	61730AA.....	Planet, 42RLE Rear With Output Shaft (5 Gear With .360" Thick Park Gear).....	1.....	TBA
584.....	61730B.....	Planet, 42RLE With Output Shaft (5 Gear With .230" Thick Park Gear) 2003-Up.....	1.....	4659111
594.....	92748.....	Ring Gear, 42RLE Rear Planet 2003-Up.....	1.....	4799794
614.....	92750.....	Sun Gear, 42RLE Rear Planet 2003-Up.....	1.....	4377080
630.....	61650AA.....	Retainer, 42RLE 2-4 Clutch Piston (.955" Thick) (6 1/2" OD) 2003-Up.....	1.....	5102880AA
670.....	61828.....	Input Shaft, 42RLE (10 7/8" Long) 2003-Up.....	1.....	4626452
678.....	61858A.....	Shaft, 42RLE Output 2WD 2003-Up.....	1.....	TBA
678.....	61858B.....	Shaft, 42RLE Output 4x4 (7 1/8" Long) With Threaded Hole In The Rear Of Shaft 2003-Up.....	1.....	52852915AA
VALVE BODIES				
740.....	61750BA.....	Valve Body, 42RLE (Less Solenoid Pack) 4 Check Ball, Non VLP Design, 04-Up.....	1.....	52854169AA
740.....	61750BC.....	Valve Body, 42RLE (Less Solenoid Pack) VLP Design, 06-Up.....	1.....	TBA
VALVE BODIES (DACCO VB#)				
740.....	CR-2747.....	Valve Body, 42RLE (Less Solenoid Pack) 4 Check Ball, Non VLP Design, 04-Up.....	1.....	TBA
740.....	CR-2747B.....	Valve Body, 42RLE (Less Solenoid Pack) VLP Design, 06-Up.....	1.....	TBA
VALVE BODY COMPONENTS				
741.....	92835-21.....	Valve, 42RLE Solenoid Switch (Oversize) (Sonnax) Must Use F-92835-TL Reamer.....	1.....	92835-21
741.....	92835-02K.....	Plugs, 42RLE Switch Valve, OE Size, No Machining, (2 Per Pkg) Sonnax.....	1.....	92835-02K
741.....	92835-03K.....	Valve Kit, 42RLE Converter Regulator (1ea Switch Valve, 1ea Bias Valve) (Sonnax).....	1.....	92835-03K
741.....	92835-07.....	Sleeve, 42RLE Pressure Regulator Reducing (Sonnax).....	1.....	92835-07
741.....	92835-18K.....	Plugs, 42RLE Switch Valve (Oversized) (Req 92835-RM) (2 Plugs, 1-End Plug, 1 O-Ring).....	1.....	92835-18K
741.....	92835-21.....	Valve, 42RLE Solenoid Switch (Oversize) (Sonnax) Requires Tool F-92835-TL Reamer.....	1.....	92835-21
COVERS, CASES, PANS & HOUSINGS				
760.....	61170A.....	Case, 42RLE (Double Starter) (17 1/8" Long) 2003-Up.....	1.....	5101881AA
765.....	61840A.....	Pan, 42RLE Bottom (13 Bolts) 2003-Up.....	1.....	52852912AB
770.....	61175AB.....	Extension Housing, 42RLE 4x4 (7 5/8" Long) (Cast # 52854195 AB) 2003-Up.....	1.....	52852986AB
795.....	61862.....	Nut, 42RLE Output Shaft 2003-Up.....	1.....	6502476
860.....	92600D.....	Snap Ring, 42RLE Holds Underdrive Press Plate In (.090" Thick) (6 5/16" OD) 2003-Up.....	1.....	4659934
861.....	92605A.....	Snap Ring, 42RLE OD Press Plate (Bottom) .061", 6-7/8" OD Thick (Wavy) 2003-Up.....	1.....	4505621
862.....	92603.....	Snap Ring, 42RLE Holds Spring To Piston (.060" Thick) (5.325" OD) 2003-Up.....	1.....	4412203
863.....	92601B.....	Snap Ring, 42RLE Holds Low/Reverse Clutch Press Plate In Case (.076" Thick) 03-Up.....	1.....	4799858AA
875.....	92608.....	Snap Ring, 42RLE Holds Input Cl Retainer In (.095" Thick) 2.595" OD, W/ 2-Eyelets, 03-Up.....	1.....	6507226AA
876.....	92600.....	Snap Ring, 42RLE Under The Underdrive Pressure Plate (.076" Thick) (5.955" OD) 03-Up.....	1.....	4412307
877.....	92600E.....	Snap Ring, 42RLE Holds UD Retainer In (.077" Thick) 2.286" OD, W/ 2-Eyelets, 2003-Up.....	1.....	6501715
880.....	92607.....	Snap Ring, 42RLE Holds Input Shaft To Hub (.061" Thick) 1.030" OD (Wire Type) 03-Up.....	1.....	6501702
882.....	92602A.....	Snap Ring, 42RLE Front Planet To Rear Ring Gear (.061" Thick) 4.720" OD, 2003-Up.....	1.....	6035238
883.....	92604.....	Snap Ring, 42RLE Holds 2-4 Clutch Retainer In (.065" Thick) (7" OD) 2003-Up.....	1.....	4505591
885.....	92601.....	Snap Ring, 42RLE Under Low/Reverse Clutch Press Plate (.039" Thick) (Wavy) 03-Up.....	1.....	4412395
891.....	92600B.....	Snap Ring, 42RLE Overdrive Pressure Plate (Top) (.069" Thick) 2003-Up.....	1.....	4531411
892.....	92606.....	Snap Ring, 42RLE Holds Reverse Pressure Plate In (.061" Thick) 2003-Up.....	1.....	4377195
892.....	92606A.....	Snap Ring, 42RLE Holds Reverse Pressure Plate In (.071" Thick) 2003-Up.....	1.....	4412871
892.....	92606B.....	Snap Ring, 42RLE Holds Reverse Pressure Plate In (.081" Thick) 2003-Up.....	1.....	4412872
892.....	92606C.....	Snap Ring, 42RLE Holds Reverse Pressure Plate In (.090" Thick) 2003-Up.....	1.....	4412873

ILL#	Part#		QTY	REF#
893.....	92610.....	Snap Ring, 42RLE Holds Low/Reverse Piston In (.062" Thick) (3.485" OD) 2003-Up.....	1.....	6501853
895.....	61991A.....	C-Clip, 42RLE Output Shaft Retainer (.135" Thick) (1.095" OD) 2003-Up.....	1.....	52852916AA
SNAP RINGS, PISTONS, SPRINGS & MISCELLANEOUS				
930.....	K92988B.....	Accum Assy, 42RLE Overdrive, Underdrive & 2-4 Accum, W/ 2-Springs, 2003-Up.....	1-3.....	TBA
932.....	92870A.....	Piston, Accum 2-4 / OD / UD / Low-Rev (Alum) (Takes 2-Teflon Rings) 2003-Up.....	1-4.....	4446620AC
931.....	92703D.....	Spring, 42RLE, 2-4 Accum (Outer) 2003-Up.....	1.....	TBA
931B.....	92703E.....	Spring, 42RLE, 2-4 Accum (Inner) 2003-Up.....	1.....	TBA
935.....	K92988B.....	Accum Assy, 42RLE Overdrive, Underdrive & 2-4 Accum, W/ 2-Springs, 2003-Up.....	1-3.....	TBA
936.....	92703.....	Spring, 42RLE, OD Accum (Outer) 2003-Up.....	1.....	TBA
936B.....	92703C.....	Spring, 42RLE, OD Accum (Inner) 2003-Up.....	1.....	TBA
937.....	92870A.....	Piston, Accum OD / 2-4 / UD / Low-Rev (Alum) (Takes 2-Teflon Rings) 2003-Up.....	1-4.....	4446620AC
937.....	92834-05K.....	Sleeve Kit, W/ Springs, 42RLE OD, 2-4, Low/Rev, UD Accum 1989-03 (Restores OE Shifts).....	1.....	Sonnax
937.....	92870B.....	Piston, 42RLE Overdrive, 2-4, Low/Reverse & Underdrive Accum (Bonded) 2004-Up.....	1-4.....	TBA
937.....	92834-03K.....	Sleeve Kit, 42RLE OD, 2-4, Low/Rev, UD Accum 89-03 (Gives Shorter Than OE Shifts).....	1.....	Sonnax
937.....	92870HD.....	Piston, 42RLE OD, 2-4 & Underdrive Accum (Aluminum) 2003 (With Rubber O-Rings).....	1-3.....	Southeast
945.....	K92988D.....	Accumulator Assembly, 42RLE Low/Reverse 2003-Up.....	1.....	TBA
946.....	92703D.....	Spring, 42RLE, Low/Rev Accum (Outer) 2003-Up.....	1.....	TBA
946B.....	92703E.....	Spring, 42RLE, Low/Rev Accum (Inner) 2003-Up.....	1.....	TBA
947.....	92870A.....	Piston, Accum Low-Rev / OD / 2-4 / UD (Alum) (Takes 2-Teflon Rings) 2003-Up.....	1-4.....	4446620AC
949.....	92885.....	Cover / Retainer, 42RLE Low/Reverse Accumulator (Aluminum) 2003.....	1.....	4431617
949.....	92885B.....	Cover / Retainer, 42RLE Low/Reverse Accumulator (Bonded) 2003-Up.....	1.....	4431617AB
950.....	K92988B.....	Accum Assy, 42RLE Overdrive, Underdrive & 2-4 Accum, W/ 2-Springs, 2003-Up.....	1-3.....	TBA
951.....	92703.....	Spring, 42RLE, UD Accum (Outer) 2003-Up.....	1.....	TBA
951B.....	92703C.....	Spring, 42RLE, UD Accum (Inner) 2003-Up.....	1.....	TBA
952.....	92870A.....	Piston, Accum UD / Low-Rev / OD / 2-4 (Alum) (Takes 2-Teflon Rings) 2003-Up.....	1-4.....	4446620AC
957.....	92755A.....	Retainer, 42RLE Low/Reverse Clutch Piston (Tin) 2003-Up (With Bleeder).....	1.....	4800255AA
957.....	92106-01K.....	Gasket / Seal Kit, A604 Low/Rev Piston Retainer, Steel Gskt/Shim W/ Slot, Rubber Grommet.....	1.....	Sonnax
960.....	92912.....	Piston, 42RLE Underdrive Clutch (Bonded) 2003-Up.....	1.....	4431612
961.....	61832B.....	Piston, 42RLE Overdrive/Reverse Clutch (8 Lug Overdrive Pressure Plate) 2003-Up.....	1-2.....	5013476AA
967.....	61754.....	Piston, 42RLE Low/Reverse Clutch (Aluminum) (1.150" Thick) 2003.....	1.....	TBA
967.....	61754A.....	Piston, 42RLE Low/Reverse Clutch (Bonded) 2004-Up.....	1.....	4800261AA
968.....	K61836A.....	Piston, 42RLE 2-4 Clutch (.668" Thick)(Aluminum) 2003-Up.....	1.....	4883078
968.....	61837A.....	Piston, 42RLE 2-4 Clutch (Bonded)(.665" Thick) 2004-Up.....	1.....	4800257AA
970.....	92977.....	Spring, 42RLE Underdrive Clutch Return (3.002" OD) (2.250" Tall).....	1.....	4377177
971.....	61831.....	Spring, 42RLE OD & Rev Clutch Return (.063" Thick) (4.992" OD) (8-Fingers) 2003-Up.....	1-2.....	4412202
977.....	92753.....	Spring, 42RLE Low/Rev Clutch Return (.072" Thick) (5.390" OD) (8-Fingers) 2003-Up.....	1.....	4412261
977.....	61841A.....	Spring, 42RLE Low/Rev Clutch Return (.075" Thick)(5.715" OD)(10 Fingers) 2003-Up.....	1.....	TBA
978.....	61839.....	Spring, 42RLE 2-4 Clutch Return (.063" Thick) (6 1/2" OD) (8 Fingers) 2003-Up.....	1.....	4412248
980.....	92910.....	Housing, 42RLE Underdrive Piston 2003-Up.....	1.....	4431610
994.....	61621.....	Park Rod Actuator, 42RLE (.513" Wide Roller) 2003-Up.....	1.....	52852956AA
995.....	K61622.....	Park Pawl Assembly, 42RLE (With .380" OD Pin) 2003-Up.....	1.....	TBA
996.....	61623.....	Fitting, 42RLE Cooler Line (Screw-In Type) (24mm Hex Head) 2003-Up.....	2.....	TBA
999.....	61624.....	Oil Tube, 42RLE Case To Extension Housing 2003-Up (Jeep).....	1.....	52854177AA

45RFE, 5-45RFE, 68RFE





45RFE, 5-45RFE, 68RFE

ILL#	Part#		QTY	REF#
OVERHAUL KITS, PISTON KITS & SUB KITS				
NI.....	K44900X.....	Overhaul Kit, 45RFE (W/Out Bonded Pistons) 1999-Up.....	1.....	N/A
NI.....	K44900.....	Overhaul Kit, 45RFE (W/ Bonded Pistons) 1999-Up.....	1.....	N/A
NI.....	K44900AX.....	Overhaul Kit, 5-45RFE (W/Out Bonded Pistons) 2004-Up.....	1.....	N/A
NI.....	K44900A.....	Overhaul Kit, 5-45RFE (W/ Bonded Pistons) 2004-Up.....	1.....	N/A
NI.....	K44900BX.....	Overhaul Kit, 68RFE (W/Out Bonded Pistons) 2007-Up.....	1.....	N/A
NI.....	K44900B.....	Overhaul Kit, 68RFE (W/ Bonded Pistons) 2007-Up.....	1.....	N/A
NI.....	K44900-99.....	Piston Kit, 45RFE (2-Pistons) 1999-Up.....	1.....	N/A
NI.....	K44900A-99.....	Piston Kit, 5-45RFE (5-Pistons) 2004-Up.....	1.....	N/A
NI.....	K44900B-99.....	Piston Kit, 68RFE (5-Pistons) 2007-Up.....	1.....	N/A
NI.....	K44900-3.....	Sub Kit, 5-45RFE 2004-Up (This Kit Can Be Added To 45RFE Kits To Cover 5-45RFE's).....	1.....	N/A
MASTER L/STEEL KITS				
NI.....	DK4400XS.....	Master L/Steels Kit, 45RFE (W/Out Bonded Pistons) 1999-Up.....	1.....	N/A
NI.....	DK4400S.....	Master L/Steels Kit, 45RFE (W/ Bonded Pistons) 1999-Up.....	1.....	N/A
NI.....	DK4400AXS.....	Master L/Steels Kit, 5-45RFE (W/Out Bonded Pistons) 2004-Up.....	1.....	N/A
NI.....	DK4400AS.....	Master L/Steels Kit, 5-45RFE (W/ Bonded Pistons) 2004-Up.....	1.....	N/A
NI.....	DK4400BXS.....	Master L/Steels Kit, 68RFE (W/Out Bonded Pistons) 2007-Up.....	1.....	N/A
NI.....	DK4400BS.....	Master L/Steels Kit, 68RFE (W/ Bonded Pistons) 2007-Up.....	1.....	N/A
MASTER W/STEELS KITS				
NI.....	DK4400X.....	Master W/Steels Kit, 45RFE (W/Out Bonded Pistons) 1999-Up.....	1.....	N/A
NI.....	DK4400.....	Master W/Steels Kit, 45RFE (W/ Bonded Pistons) 1999-Up.....	1.....	N/A
NI.....	DK4400AX.....	Master W/Steels Kit, 5-45RFE (W/Out Bonded Pistons) 2004-Up.....	1.....	N/A
NI.....	DK4400A.....	Master W/Steels Kit, 5-45RFE (W/ Bonded Pistons) 2004-Up.....	1.....	N/A
NI.....	DK4400BX.....	Master W/Steels Kit, 68RFE (W/Out Bonded Pistons) 2007-Up.....	1.....	N/A
NI.....	DK4400B.....	Master W/Steels Kit, 68RFE (W/ Bonded Pistons) 2007-Up.....	1.....	N/A
FILTERS				
010.....	44710.....	Filter, 45RFE / 5-45RFE / 68RFE 2WD 1999-Up (Also Order 44550 Filter Seal).....	1.....	4800029AA
010.....	44710A.....	Filter, 45RFE / 5-45RFE / 68RFE 4WD, 1999-Up (Also Order 44550 Filter Seal).....	1.....	5013470AB
013.....	44711.....	Filter, 45RFE/5-45RFE/68RFE Cooler (Spin-On) 1999-Up.....	1.....	4799662
011.....	FK44710.....	Filter Kit, 45RFE / 5-45RFE / 68RFE 2WD 1999-Up.....	1.....	TBA
011.....	FK44710A.....	Filter Kit, 45RFE / 5-45RFE / 68RFE 4WD, 1999-Up.....	1.....	TBA
BUSHINGS				
030.....	K44901.....	Bushing Kit, 45RFE/5-45RFE 1999-Up.....	1.....	TBA
030.....	K44901B.....	Bushing Kit, 68RFE 2007-Up.....	1.....	TBA
036.....	44002.....	Bushing, 45RFE Stator (Front) 1999-Up.....	1.....	4799656
037.....	44003.....	Bushing, 45RFE Stator (Rear) 1999-Up.....	1.....	4799583
047.....	44022.....	Bushing, 45RFE Input Shaft (Rear) 1999-Up.....	1.....	4799544
050.....	44009.....	Bushing, 45RFE Input Clutch Hub 1999-Up.....	1.....	4799644
052.....	44013.....	Bushing, 45RFE Overdrive Hub (Front) 1999-Up.....	1.....	4799552
052.....	44013A.....	Bushing, 45RFE Overdrive Hub (Rear) 1999-Up.....	1.....	4799132
053.....	44014.....	Bushing, 45RFE Reaction Planet 1999-Up.....	1.....	4799622
054.....	44004.....	Bushing, 45RFE Front / Reaction Planet Ring Gear 1999-Up.....	2.....	4799560
058.....	44016.....	Bushing, 45RFE Input Planet 1999-Up.....	1.....	4799510
061.....	44006.....	Bushing, 45RFE Low/Reverse Clutch Housing (Front) 1999-Up.....	1.....	4799657
061.....	44006A.....	Bushing, 45RFE Low/Reverse Clutch Housing (Rear) 1999-Up.....	1.....	4799658
METAL CLAD SEALS				
070.....	44151.....	Seal, 45RFE Front 1999-Up.....	1.....	4617919
070.....	44151B.....	Seal, 68RFE Front 2007-Up.....	1.....	TBA
072.....	44155.....	Seal, Manual Lever, 1999-Up.....	1.....	4799346
074.....	16695C.....	Seal, 45RFE Rear 2WD W/ Boot 1999-Up.....	1.....	4531216AB
074.....	34743C.....	Seal, 45RFE Rear 2WD W/Out Boot 1999-Up.....	1.....	3515383
074.....	44154B.....	Seal, 68RFE Rear 2WD, 2007-Up (Not In Kits).....	1.....	68033195AA
074.....	22978T.....	Seal, 45RFE 4WD Adapter Housing, 1999-03.....	1.....	4167929
074.....	44154A.....	Seal, 4WD Adapter Housing, 45RFE / 5-45RFE, 2004-Up / 68RFE, 2007-Up.....	1.....	5019020AB
FRICTIONS				
100.....	44106.....	Friction, 45RFE OD Clutch (High Energy) 1999-Up.....	4.....	4799114
100.....	44106GPZ.....	Friction, 45RFE OD Clutch (Raybestos GPZ) 1999-Up.....	4.....	GPZ140
100.....	44106B.....	Friction, 68RFE OD Clutch, 1-Sided, .052", 32T, Internal Spline, 2007-Up.....	6.....	TBA
100.....	44106BA.....	Friction, 68RFE OD Clutch, 1-Sided, .052", 12T, External Spline, 2007-Up.....	6.....	TBA
100.....	44106BZ.....	Friction, 68RFE OD Clutch, 1-Sided, .052", 32T, Internal Spline (Ray GPZ) 2007-Up.....	6.....	GPZ130
100.....	44106BAZ.....	Friction, 68RFE OD Clutch, 1-Sided, .052", 12T, External Spline (Ray GPZ) 2007-Up.....	6.....	GPZ135
101.....	44104.....	Friction, 45RFE / 68RFE 4th Clutch (High Energy) 1999-Up.....	3.....	4799530

45RFE, 5-45RFE, 68RFE

ILL#	Part#		QTY	REF#
102.....	44105	Friction, 45RFE Underdrive Clutch 1999-Up.....	4.....	4799106
102.....	44105B	Friction, 68RFE Underdrive Clutch, 1-Sided, .058", 32T, Internal Spline, 2007-Up.....	5.....	TBA
102.....	44105BA	Friction, 68RFE Underdrive Clutch, 1-Sided, .058", 12T, External Spline, 2007-Up.....	5.....	TBA
104.....	44103	Friction, 45RFE / 68RFE 2nd Clutch (High Energy) 1999-Up.....	2.....	4799244
110.....	44102	Friction, 45RFE / 68RFE Reverse Input Clutch (High Energy) 1999-Up.....	2.....	4799757
114.....	44101	Friction, 45RFE Low/Reverse Clutch (High Energy) 1999-Up.....	6.....	4799461AB
114.....	44101B	Friction, 68RFE Low / Reverse Clutch, .062", 1-Sided, 48T, Internal Spline, 2007-Up.....	7.....	TBA
114.....	44101BA	Friction, 68RFE Low / Reverse Clutch, .062", 1-Sided, 45T, External Spline, 2007-Up.....	7.....	TBA
119.....	K44F	Friction Module, 45RFE/5-45RFE (High Energy) 1999-Up.....	1.....	TBA
119.....	K44BF	Friction Module, 68RFE 2007-Up.....	1.....	TBA
119.....	K44B-1	Friction Module, 68RFE, Stage-1, Raybestos, 2007-Up.....	1.....	RCPS-232
STEELS				
120.....	44116	Steel, 45RFE Overdrive Clutch (.086") (12 Teeth) (5.400" OD).....	3.....	4799398AB
121.....	44114	Steel, 45RFE / 68RFE 4th Clutch (.100") (20 Teeth) (4.235" ID).....	3.....	4799529
122.....	44112	Steel, 45RFE Underdrive Clutch (.067") (12 Teeth Notched) (5.400" ID).....	5.....	4799105AB
124.....	44113	Steel, 45RFE / 68RFE 2nd Clutch (.127") (10 Teeth) (6.750" ID).....	2.....	4799243
130.....	44112	Steel, 45RFE / 68RFE Reverse Clutch (.067") (12 Teeth Notched) (5.400" ID).....	1.....	4799105AB
134.....	44111	Steel, 45RFE Low/Reverse Clutch (.068") (45 Teeth) (5.690" ID).....	6.....	4799460
139.....	K44S	Steel Module, 45RFE/5-45RFE, 1999-Up.....	1.....	TBA
139.....	K44BS	Steel Module, 68RFE 2007-Up.....	1.....	TBA
PRESSURE PLATES				
140.....	44715	Pressure Plate, 45RFE Overdrive Clutch (.375", 4T, 12 Slots) 1999-Up.....	1.....	4799116
140.....	44715B	Pressure Plate, 68RFE Overdrive Clutch (.359", 4T, 12 Slots) 2007-Up.....	1.....	TBA
141.....	44721	Pressure Plate, 45RFE/68RFE 4th Clutch (.196") (20 Teeth) (4.242" ID).....	1.....	4799533
142.....	44722A	Pressure Plate, 45RFE Underdrive Clutch (.125", 12T).....	1.....	4799108AB
142.....	44722AA	Pressure Plate, 45RFE Underdrive Clutch (.145", 12T).....	1.....	4799109AB
142.....	44722AB	Pressure Plate, 45RFE Underdrive Clutch (.280", 12T).....	1.....	4799107AB
142.....	44722B	Pressure Plate, 68RFE Underdrive Clutch (.342", 12T) 2007-Up.....	1.....	TBA
144.....	44723	Pressure Plate, 45RFE/68RFE 2nd Clutch (.318", 10T) (6.938" ID).....	1.....	4799687AB
144.....	44723A	Pressure Plate, 45RFE/68RFE 2nd Clutch (.321", 10T) (6.938" ID).....	1.....	TBA
150.....	44717	Pressure Plate, 45RFE Reverse Clutch (No Teeth, .340").....	1.....	4799121
150.....	44717B	Pressure Plate, 68RFE Reverse Clutch (No Teeth, .265").....	1.....	TBA
154.....	44720	Pressure Plate, 45RFE Low/Rev Clutch (.313", 45T, 5.690" ID).....	1.....	4799667
154.....	44720B	Pressure Plate, 68RFE Low/Rev Clutch (.310", 45T, 5.780" ID) 2007-Up.....	1.....	TBA
VALVE BODY KITS				
165.....	K44908	Shift Kit, 45RFE/545RFE/68RFE (W/ HD Accum Cover & TC Limit Valve System) 1999-Up.....	1.....	SK45RFE
169.....	45RFE-HD2	Reprogram Kit, 45RFE/545RFE/68RFE (W/ HD Accum Cover & TC Limit Valve System) 1999-Up.....	1.....	Transgo
SEALING RINGS				
175.....	K44903	Ring Kit, 45RFE.....	1.....	TBA
177.....	44301T	Ring, 45RFE Input Shaft, 1.255" OD, 1999-Up.....	2.....	4799539
177.....	44301BT	Ring, 68RFE Input Shaft, 1.375" OD, 2007-Up.....	2.....	TBA
179.....	44300	Ring, 45RFE/68RFE Stator Support (Seal Plated) 1999-Up.....	5.....	4799056
191.....	92302T	Ring, 45RFE/68RFE, Accum, 4th, Low/Rev, OD, 2nd Clu, Underdrive (Teflon) 1999-Up.....	10.....	4446544
WASHERS & BEARINGS				
NI.....	K44907	Washer Kit, 45RFE, 1999-Up.....	1.....	TBA
NI.....	K44906	Bearing Kit, 45RFE/5-45RFE, 1999-Up.....	1.....	TBK-C17
NI.....	K44906B	Bearing Kit, 68RFE, 2007-Up.....	1.....	TBK-C18
211.....	44421A	Bearing, 45RFE/68RFE Pump To Input Clu Hub, 1999-Up.....	1-9.....	4799469
214.....	44421A	Bearing, 45RFE/68RFE, Overdrive Clu Hub To Reverse Clu Hub.....	1.....	TBA
220.....	44421A	Bearing, 45RFE/68RFE, Underdrive Clu Hub To Overdrive Clu Hub.....	1.....	TBA
226.....	44422A	Bearing, 45RFE/68RFE 2-4 Clu Hsg To Frt Ring Gr Hub (2.663" OD, 1.945" ID, .150" Thk).....	1.....	4799459
227.....	44401	Washer, 45RFE/68RFE Reaction (Frt) Ring Gear Hub To 2-4 Clu Hsg.....	1.....	TBA
232.....	44421A	Bearing, 45RFE/68RFE Input Clutch Hub To Underdrive Clu Hub.....	1.....	TBA
234.....	44423A	Bearing, 45RFE/68RFE Reverse Clu Hub To 2-4 Clu Hsg.....	1.....	4799936AB
235.....	44421A	Bearing, 45RFE/68RFE Reaction (Frt) Ring Gear To Reaction Sun Gear.....	1.....	TBA
238.....	44421A	Bearing, 45RFE Reaction (Frt) Planet To Reverse (Center) Planet (2.364" OD, .150" Thk).....	1.....	TBA
238.....	44425B	Bearing, 68RFE Reaction (Frt) Planet To Reverse (Center) Planet (2.705" OD, .208" Thk).....	1.....	TBA
241.....	44421A	Bearing, 45RFE/68RFE Reaction (Frt) Sun Gear To Reaction (Frt) Planet.....	1.....	TBA
244.....	44421A	Bearing, 45RFE Reverse (Center) Planet To Input (Rear) Sun Gear (2.364, .150" Thk).....	1.....	TBA
244.....	44426B	Bearing, 68RFE Reverse (Center) Planet To Input (Rear) Sun Gear (2.475, .225" Thk).....	1.....	TBA
247.....	44421A	Bearing, 45RFE Input Planet Sun Gear To Input Planet.....	1.....	TBA
247.....	44427B	Bearing, 68RFE Input Planet Sun Gear To Input Planet (Stays In Planet).....	1.....	TBA
251.....	44422A	Bearing, 45RFE, Input Planet (Rear) To Low/Rev Drum (2.663" OD, .150" Thk).....	1.....	TBA

45RFE, 5-45RFE, 68RFE

ILL#	Part#		QTY	REF#
251.....	44425B.....	Bearing, 68RFE, Input Planet (Rear) To Low/Rev Drum (2.705" OD, .208" Thk).....	1.....	TBA
271.....	44424.....	Bearing, 45RFE 2WD Ext Hsg To Input (Rear) Planet (.825" Thk, Cast # SKF 6211/C3).....	1.....	TBA
271.....	44424A.....	Bearing, 45RFE 2/4WD Ext Hsg To Input (Rear) Planet (.668" Thk, Cast # 6207A30).....	1.....	2466224
271.....	44424B.....	Bearing, 68RFE Ext Hsg To Input (Rear) Planet (.705" Thk, Cast # 6208).....	1.....	TBA
285.....	44437A.....	Shim, 45RFE Low/Sprag (3.930" OD, .040" Thick, 1-Inner Tab).....	1.....	TBA
285.....	44437B.....	Shim, 68RFE Low/Sprag (4.405" OD, .030" Thick, 3-Long Slots).....	1.....	TBA
GASKETS & RUBBER COMPONENTS				
300.....	44500.....	Gasket, 45RFE/5-45RFE/68RFE Bottom Pan 1999-Up.....	1.....	TBA
300.....	44500F.....	Gasket, 45RFE/5-45RFE/68RFE Bottom Pan, Fiber, 1999-Up.....	1.....	TBA
311.....	44516A.....	O-Ring, 45RFE/5-45RFE Front Plate Cover (Outer) 1999-Up.....	1.....	4799003
311.....	44516C.....	O-Ring, 68RFE Front Plate Cover (Outer) 2007-Up.....	1.....	TBA
311B.....	44516B.....	O-Ring, 45RFE/5-45RFE Front Plate Cover (Inner) 1999-Up.....	1.....	4799074
334A.....	44217.....	O-Ring, Input Cl Hub (Small) 45RFE/5-45RFE/68RFE 1999-Up.....	1.....	4799755
334B.....	44217A.....	O-Ring, Input Cl Hub (Large) 45RFE/5-45RFE/68RFE 1999-Up.....	1.....	4799073
336.....	44219.....	O-Ring, OD/ Reverse Piston 45RFE/5-45RFE/68RFE 1999-Up.....	1.....	4499089
337.....	44216.....	Lip Seal, Input Cl Hub 45RFE/5-45RFE/68RFE 1999-Up.....	1.....	4799090
341.....	44216.....	Lip Seal, Input Cl Retainer 45RFE/5-45RFE/68RFE 1999-Up.....	1.....	4799090
342.....	44527A.....	Seal, 45RFE Valve Body Clutch Feed (3 Per Transmission) 1999-Up.....	3.....	TBA
371.....	44291.....	Seal, 45RFE / 5-45RFE / 68RFE Filler Tube To Case 1999-Up.....	1.....	4810021AB
NI.....	3292A.....	Seal 45RFE / 5-45RFE, Seals Dipstick To Filler Tube, 1999-Up.....	1.....	52118629AB
379.....	44550.....	Seal, 45RFE/5-45RFE Filter Neck (Must Sell This With 44710 & 44710A).....	1.....	04799964AB
381.....	44529A.....	O-Ring, 45RFE/5-45RFE Converter Hub To Pump Body 1999-Up.....	1.....	TBA
TECHNICAL MANUALS				
400.....	TM45RFE.....	Technical Manual, 45RFE / 5-45RFE 1999-Up (ATSG).....	1.....	45RFE
400.....	TM68RFE.....	Technical Manual, 68RFE 2007-Up (ATSG).....	1.....	68RFE
ELECTRICAL COMPONENTS				
420.....	K44836.....	Solenoid Assembly, 45RFE/5-45RFE W/ Updated Cam Plate (44836BR)1999-03.....	1.....	4799934AC
420.....	44836A.....	Solenoid Assembly, 45RFE/5-45RFE/68RFE, 2004-Up.....	1.....	5170877AC
424.....	K44102.....	Repair Kit, 45RFE Solenoid 1999-03.....	1.....	K13900-2
424.....	K44102A.....	Repair Kit, 45RFE/5-45RFE/68RFE, Solenoid 2004-Up.....	1.....	K13900-4
429.....	44955.....	Sensor, 45RFE/68RFE, Line Press Transducer (3 Pin, On Rear Pass Side Case) 1999-Up.....	1.....	4799758AD
438.....	44956.....	Speed Sensor, 45RFE/5-45RFE/68RFE Output & Input Speed Sensor 1999-Up.....	2.....	4799061
NI.....	22953.....	Sensor, 45RFE/5-45RFE, ABS, Differential ("RWAL") Some 2000-08 Trucks & SUV's, Updated Design: Corrects ABS Light On Or Speedometer Not Working.....	1.....	52028187AE
NI.....	K44956W.....	Wire Repair Kit, 45RFE Input & Output Speed Sensor 1999-Up.....	1.....	TBA
NI.....	44836BR.....	Updated Cam Plate For Solenoid Assembly, Required For 45RFE 1999-2003.....	1.....	4799654C
PUMPS & PUMP COMPONENTS				
500.....	44912.....	Pump, 45RFE (Front Seal On Pump Type) 1999-06.....	1.....	TBA
500.....	44912A.....	Pump, 5-45RFE (Front Seal Front Cover Plate Type) 2007-Up.....	1.....	TBA
500.....	44912B.....	Pump, 68RFE (Front Seal Front Cover Plate Type) 2007-Up.....	1.....	TBA
507.....	44912-01.....	Spring, 45RFE TCC Accumulator Valve (5 Per Pack) (Sonnax).....	1.....	TBA
507.....	44912-02.....	Spring Set, 45RFE/5-45RFE Torque Converter Limit Valve Spring (5 Per Pack) 1999-Up.....	1.....	Sonnax
510.....	44916.....	Pump body, 45RFE W/Gears (W/ Front Seal Type) 1999-Up.....	1.....	4799565
510.....	44916A.....	Pump body, 45RFE/5-45RFE W/Gears (No Front Seal Type) 2007-Up.....	1.....	TBA
510.....	44916B.....	Pump body, 68RFE W/Gears (No Front Seal Type) 2007-Up.....	1.....	TBA
519.....	44914.....	Cover, 45RFE /5-45RFE, Front Plate (Aluminum) 1999-E07.....	1.....	4799609
519.....	44914A.....	Cover, 45RFE / 5-45RFE Front Plate (Steel) Front Seal Part Of Plate, L07-Up.....	1.....	68009859AA
519.....	44914B.....	Cover, 68RFE Front Plate (Steel) Front Seal Presses In To Plate, 2007-Up.....	1.....	52119645AA
520.....	44919.....	Stator Shaft, 45RFE (7.625" Long) (W/Out Alum Pump Body Cover #528) 1999-Up.....	1.....	4799580AB
520.....	44919B.....	Stator Shaft, 68RFE (8.375" Long) (W/Out Alum Pump Body Cover #528) 2007-Up.....	1.....	TBA
528.....	44915.....	Pump Body Cover, 45RFE, 1999-06.....	1.....	4799576
528.....	44915A.....	Pump Body Cover, 45RFE, 2007-Up.....	1.....	TBA
528.....	44915B.....	Pump Body Cover, 68RFE (#4799578) 2007-Up.....	1.....	TBA
530.....	K44201A.....	Pump Gear Set, 45RFE (2-Lug Type) 1999-Up.....	1.....	TBA
530.....	K44201B.....	Pump Gear Set, 68RFE (4-Lug Type) 2007-Up.....	1.....	TBA
540.....	44480.....	Cooler By-Pass Valve 45RFE/68RFE (Screws In Case).....	1.....	TBA
544.....	44917.....	Pump Plate, 45RFE, 1999-06.....	1.....	TBA
544.....	44917A.....	Pump Plate, 45RFE, 2007-Up.....	1.....	TBA
544.....	44917B.....	Pump Plate, 68RFE, 2007-Up.....	1.....	TBA
DRUMS & CLUTCH HUBS				
554.....	44734.....	Drum/Retainer, Input Cl, 45RFE Aluminum (12 Notches) (7 3/16" OD).....	1.....	4799648
554.....	44734B.....	Drum/Retainer, Input Cl, 68RFE Aluminum.....	1.....	TBA
557.....	44833.....	Drum, 45RFE Low/Rev Clutch (Uses Alum Piston) 1999-Up.....	1.....	4799635

45RFE, 5-45RFE, 68RFE

ILL#	Part#		QTY	REF#
557.....	44833B.....	Drum, 68RFE Low/Rev Clutch (Uses Bonded Piston) 2007-Up.....	1.....	TBA
558.....	44834.....	Retainer/Drum, 2-4 Clutch, 45RFE (Uses Alum Piston) 1999-Up.....	1.....	4799498
558.....	44834B.....	Retainer/Drum, 2-4 Clutch, 68RFE(Uses Bonded Piston) 2007-Up.....	1.....	TBA
562.....	K44829.....	Piston Kit, 45RFE 2nd Clutch (Aluminum Piston) 1999-Up.....	1.....	TBA
567.....	K44854.....	Piston Kit, 45RFE Low/Rev Clutch (Aluminum Piston) 1999-Up.....	1.....	TBA
568.....	K44832.....	Piston Kit, 45RFE 4th Clutch (Aluminum Piston) 1999-Up.....	1.....	TBA
570.....	44741.....	Overdrive Clu Hub & Shaft, 45RFE (7.750" Long) 1999-Up.....	1.....	4799550
570.....	44741B.....	Overdrive Clu Hub & Shaft, 68RFE (7.250" Long) 2007-Up.....	1.....	TBA
571.....	44742.....	Underdrive Clu Hub & Shaft, 45RFE (10.25" Long) 1999-Up.....	1.....	4799546
571.....	44742B.....	Underdrive Clu Hub & Shaft, 68RFE (9.880" Long) 2007-Up.....	1.....	TBA
574.....	44743A.....	Input Clu Hub, 45RFE (Beveled Shoulder Under UD Piston Ret #960) 1999-06.....	1.....	4799536AC
574.....	44743B.....	Input Clu Hub, 45RFE/68RFE (Square Shoulder Under UD Piston Ret #960) 2007-Up.....	1.....	TBA
574.....	K44909.....	Kit, Input Drum & Hub, 45RFE/5-45RFE (All From ILL#670 Line A To ILL#892 Line B).....	1.....	TBA
574.....	K44909B.....	Kit, Input Drum & Hub, 68RFE (All From ILL#670 Line A To ILL#892 Line B).....	1.....	TBA
576.....	44744.....	Reverse Clu Hub, 45RFE (Stamped Steel) 1999-Up.....	1.....	4799556
576.....	44744B.....	Reverse Clu Hub, 68RFE (Cast Steel) 2007-Up.....	1.....	TBA
577.....	44730.....	Low/Rev Clu Hub/ Low Sprag Outer Race 45RFE (32-Lugs) 1999-Up.....	1.....	TBA
577.....	44730B.....	Low/Rev Clu Hub/ Low Sprag Outer Race 68RFE (48-Lugs) 2007-Up.....	1.....	TBA
PLANETS, RING GEARS & SUN GEARS				
582.....	44731.....	Planet, 45RFE Input (Rear) W/Shaft (5-Pin, .650" Splines To Park Gear) 1999-Up.....	1.....	4799501
582.....	44731A.....	Planet, 45RFE Input (Rear) W/Shaft (5-Pin, .770" Splines To Park Gear) 1999-Up.....	1.....	TBA
582.....	44731B.....	Planet, 68RFE Input (Rear) W/Shaft (6-Pin) 2007-Up.....	1.....	TBA
584.....	44735.....	Planet, Reverse (Center) 45RFE (4-Pin, 12-Lugs) 1999-Up.....	1.....	4799503
584.....	44735B.....	Planet, Reverse (Center) 68RFE (6-Pin, 20-Lugs) 1999-Up.....	1.....	TBA
586.....	44747.....	Planet, Reaction (Front) 45RFE (3-Pin) 1999-Up.....	1.....	4799619
586.....	44747B.....	Planet, Reaction (Front) 68RFE (6-Pin) 1999-Up.....	1.....	TBA
583.....	K44747.....	Geartrain, 45RFE (Input Shaft .650" Splines To Park Gear) (ILL# 596 To ILL# 592) 1999-Up.....	1.....	TBA
583.....	K44747A.....	Geartrain, 45RFE (Input Shaft .770" Splines To Park Gear) (ILL# 596 To ILL# 592) 1999-Up.....	1.....	TBA
583.....	K44747B.....	Geartrain, 68RFE (ILL# 596 To ILL# 592) 2007-Up.....	1.....	TBA
592.....	44732.....	Ring Gear, 45RFE Input (16-Lugs) 1999-Up.....	1.....	4799501
592.....	44732B.....	Ring Gear, 68RFE Input (20 Lugs) 2007-Up.....	1.....	TBA
596.....	44748.....	Hub/Ring Gear, Reaction Planet 45RFE (84T) 1999-Up.....	1.....	4799604
596.....	44736B.....	Hub/Ring Gear W/ Sun Gear, Reaction Planet 68RFE (63T) 2007-Up.....	1.....	TBA
612.....	44733.....	Sun Gear, Input, 45RFE (42T, 2.070" Long) 1999-Up.....	1.....	4799586
612.....	44733A.....	Sun Gear, Input, 45RFE (42T, 2.015" Long) 1999-Up.....	1.....	TBA
612.....	44733B.....	Sun Gear, Input, 68RFE (39T, 2.285" Long) 2007-Up.....	1.....	TBA
616.....	44736.....	Sun Gear, Reaction 45RFE (42T, 1.215" Long) 1999-Up.....	1.....	4799602
616.....	44736B.....	Sun Gear W/ Hub, Reaction 68RFE (63T) 2007-Up.....	1.....	TBA
SPRAGS & ONE WAY CLUTCHES				
644.....	44727.....	Sprag Assy, Low W/ Races 45RFE/5-45RFE (14-Roller, 6-Lugs) 1999-Up.....	1.....	4799465
644.....	44727B.....	Sprag Assy, Low W/ Races 68RFE (36-Element, 20-Lugs) 2007-Up.....	1.....	52119741AA
664.....	44729.....	Inner Race, 45RFE Low Sprag, 1999-Up (Use 44727).....	1.....	TBA
664.....	44729B.....	Inner Race, 68RFE Low Sprag, 2007-Up (Use 44727B).....	1.....	TBA
SHAFTS				
670.....	44851.....	Input Shaft, 45RFE (29-Splines, 10.25" Long) 1999-Up.....	1.....	4799537
670.....	44851B.....	Input Shaft, 68RFE (27-Splines, 11.75" Long) 2007-Up.....	1.....	TBA
678.....	44852.....	Output Shaft, 45RFE 2WD (14.375" Long) 1999-Up.....	1.....	TBA
678.....	44852B.....	Output Shaft, 68RFE 2WD, 2007-Up.....	1.....	TBA
690.....	44894.....	Park Gear, 45RFE (.555" Thick, Fits Planet With .650" Splines).....	1.....	4799493
690.....	44894A.....	Park Gear, 45RFE/68RFE (.670" Thick, Fits Planet With .770" Splines).....	1.....	TBA
VALVE BODIES (DACCO VB#)				
740.....	CR-2760.....	Valve Body, 45RFE (Black Solenoid Type) (W/Out Solenoids) 1999-03.....	1.....	TBA
740.....	CR-2761.....	Valve Body, 45RFE/5-45RFE (White Solenoid Type) (W/Out Solenoids) 2004-Up.....	1.....	TBA
740.....	CR-2762.....	Valve Body, 68RFE (W/Out Solenoids) 2007-Up.....	1.....	TBA
VALVE BODIES				
740.....	44892.....	Valve Body, 45RFE (Black Solenoid Type) (W/Out Solenoids) 1999-03.....	1.....	4799588
740.....	44892A.....	Valve Body, 45RFE/5-45RFE, White Solenoid Type) (W/Out Solenoids) 2004-Up.....	1.....	TBA
740.....	44892B.....	Valve Body, 68RFE (W/Out Solenoids) 2007-Up.....	1.....	TBA
VALVE BODY COMPONENTS				
741.....	92835-18K.....	Plugs, 45RFE Switch Valve (Oversized) (92835-RM) (2 Oversized Plugs, 1 End Plug.....	1.....	Sonnax
741.....	92835-02K.....	Plugs, 45RFE/545RFE, Solenoid Switch Valve For Use With 92835-18K (2ea) Sonnax.....	1.....	TBA
741.....	92835-RM.....	Reamer, 45RFE For Oversized Plugs # 92835-RM (Sonnax).....	1.....	TBA

45RFE, 5-45RFE, 68RFE

ILL#	Part#		QTY	REF#
741.....	92835-21.....	Valve, 5-45RFE Solenoid Switch (Oversize) Must Use F-92835-TL Reamer & VB-FIX.....	1.....	Sonnax
741.....	F-92835-TL.....	Reamer, 5-45RFE For 92835-21.....	1.....	TBA
741.....	44892-01K.....	Kit, Accum Side Cover Plate, 45RFE, Includes: 1-Plate, Shim, 6-Screws, 6-Washers, Requires: Tool 44892-TL Tap To Meet Torque Specs, Thicker and Stronger Than OE Plate.....	1.....	Sonnax
741.....	44912-01.....	Springs, 45RFE/545RFE, TCC Accumulator (Bag Of 5ea) Sonnax.....	1.....	TBA
741.....	44912-02.....	Springs, 45RFE/545RFE, Torque Converter Limit (Bag Of 5ea) Sonnax.....	1.....	TBA
746.....	44598.....	Screen, Valve Body Solenoid, 1999-03.....	1.....	TBA
746.....	44598A.....	Screen, Valve Body Solenoid, 2004-Up.....	1.....	TBA

CASES & HOUSINGS

760.....	44806.....	Case, 45RFE (7.750" Top Bolts) (Double Starter) (Cast #4799660) 1999-Up.....	1.....	4799613
760.....	44806B.....	Case, 68RFE (6.250" Top Bolts) (Starter At 3:00) (Cast #52119564) 2007-Up.....	1.....	TBA
765.....	44801.....	Pan, 45RFE/68RFE, 4WD, Bottom Of Pan Is Stepped, 1999-Up.....	1.....	68065923AA
765.....	44801A.....	Pan, 45RFE/68RFE, 2WD, Has Depression In Center For Filter Pick-Up, 1999-Up.....	1.....	68065921AA
770.....	44205.....	Adapter Hsg, 45RFE 4WD (Cast# 52107719, 4.50" Long, 4-Bolt Mount) 1999-Up.....	1.....	52107719
770.....	44205A.....	Adapter Hsg, 45RFE 4WD (Cast# 52098690, 5.750" Long, 4-Bolt Mount) 1999-Up.....	1.....	TBA
770.....	44205C.....	Ext Hsg, 45RFE 2WD (Cast# 9495, 15.00" Long, 3-Bolt Mount) 1999-Up.....	1.....	TBA
770.....	42205B.....	Adapter Hsg, 68RFE 4WD (4.125" Long, 2-Boss To Driver Side) 2007-Up.....	1.....	TBA
770.....	42205BA.....	Ext Hsg, 68RFE 2WD, 2007-Up.....	1.....	TBA
852.....	44142.....	Cushion, 2nd Clutch 45RFE/68RFE (.068" Thick, 6.875" OD).....	1.....	4799521

SNAP RINGS

NI.....	K44928.....	Kit, Snap Ring, 45RFE, 1999-Up.....	1.....	TBA
NI.....	K44928B.....	Kit, Snap Ring, 68RFE, 2007-Up.....	1.....	TBA
860.....	44601.....	Snap Ring, 45RFE/68RFE, Input Drum To OD Apply Plate (.095" Tapered).....	1.....	TBA
861.....	44602.....	Snap Ring, 45RFE/68RFE, Input Drum To OD Backing Plate (.059" Waved).....	1.....	TBA
862.....	44603.....	Snap Ring, 45RFE/68RFE, OD/Rev Piston To Diaphragm Spring (.060", 6.312" OD).....	1.....	TBA
863.....	44604.....	Snap Ring, 45RFE/68RFE, 4th Clutch Hsg To Backing Plate (6.0" OD).....	1.....	TBA
865.....	44605.....	Snap Ring, 45RFE/68RFE, 4th Clutch Hsg To Piston Retainer (.061", 2.772" OD).....	1.....	TBA
873.....	44606.....	Snap Ring, 45RFE, Reverse Planet To Input Planet Ring Gear (.060", 7.187" OD).....	1.....	TBA
873.....	44606A.....	Snap Ring, 68RFE, Reverse Planet To Input Planet Ring Gear (.060", 7.562" OD).....	1.....	TBA
874.....	44607.....	Snap Ring, 45RFE/68RFE, 2nd Clutch Spring Retainer (.060", .223" Wide).....	1.....	TBA
875.....	44608.....	Snap Ring, 45RFE/68RFE, Input Hub Support To Input Drum (.092", 3.125" OD).....	1.....	TBA
876.....	44609.....	Snap Ring, 45RFE/68RFE, Input Drum To UD Backing Plate(.060", Flat).....	1.....	TBA
877.....	44610.....	Snap Ring, 45RFE/68RFE, Input Hub Support To UD Piston Retainer (.079", 2.405" OD).....	1.....	TBA
880.....	44611.....	Snap Ring, 45RFE/68RFE, Input Shaft To Input Hub Support (.062", 1.490" OD).....	1.....	TBA
883.....	44612.....	Snap Ring, 45RFE/68RFE, Case To 2-4 Piston Hsg (Front) (.116" Beveled).....	1.....	TBA
884.....	44613.....	Snap Ring, 45RFE/68RFE, Case To 2-4 Piston Hsg (Rear) (.030" Flat).....	1.....	TBA
885.....	44614.....	Snap Ring, 45RFE/68RFE, Low/Rev Drum To Backing Plate (.080" Tapered).....	1.....	TBA
886.....	44615.....	Snap Ring, 45RFE/68RFE, Case To Low/Rev Drum (.069", 8.25" OD).....	1.....	TBA
887.....	44616.....	Snap Ring, 45RFE, Low Sprag To Case (.039", 3.595" OD).....	1.....	TBA
887.....	44616A.....	Snap Ring, 68RFE, Low Sprag To Case (.046", 4.632" OD).....	1.....	TBA
888.....	44617.....	Snap Ring, 45RFE, Low/Rev Drum To Sprag (.062", 2.585" OD).....	1.....	TBA
891.....	44618.....	Snap Ring, 45RFE/68RFE, Input Drum To Reverse Apply Plate (.060" Flat).....	1.....	TBA
892.....	44619.....	Snap Ring, 45RFE/68RFE, Input Drum To Reverse Backing Plate (.072" Flat).....	1.....	TBA
893.....	44620.....	Snap Ring, 45RFE/68RFE, Low/Rev Drum To Piston Retainer.....	1.....	TBA
895.....	44621.....	Snap Ring, 45RFE/68RFE, Input Planet Shaft To Park Gear (.062", 1.820" OD).....	1.....	TBA
897.....	44622.....	Snap Ring, 45RFE 4WD, Adapter Hsg To Ball Bearing (.062" Thick).....	1.....	TBA
897.....	44622A.....	Snap Ring, 45RFE 2WD, Extension Hsg To Ball Bearing (.093" Thick).....	1.....	TBA
897.....	44622B.....	Snap Ring, 68RFE, Extension Hsg To Ball Bearing (.096" Thick).....	1.....	TBA
898.....	44623.....	Snap Ring, 45RFE/68RFE, Pump To Front Cover Plate (.062", 3.168" OD).....	1.....	TBA
899.....	44624.....	Snap Ring, 45RFE/68RFE, Case To Front Cover Plate (.062", 11.937" OD).....	1.....	TBA

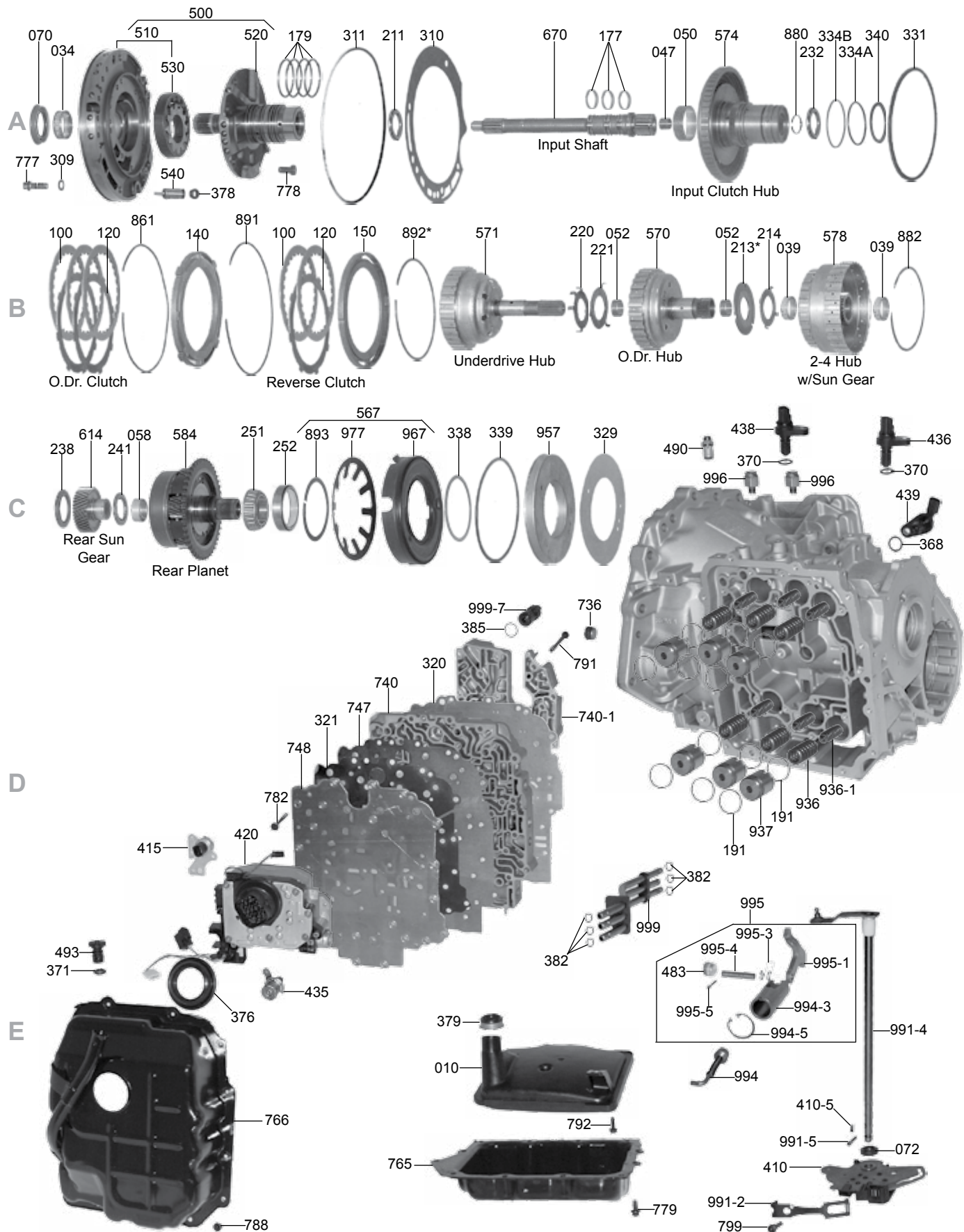
PISTONS, SPRINGS & MISCELLANEOUS


926.....	44703.....	Spring, Accumulator 45RFE/68RFE (Large Outer Spring) 1999-Up.....	5.....	4567575
926B.....	44703A.....	Spring, Accumulator 45RFE/68RFE (Small Inner Spring) 1999-Up.....	4.....	TBA
927.....	44998.....	Piston, Accumulator 45RFE/68RFE (In Valve Body) 1999-Up.....	5.....	TBA
950.....	44893A.....	Accum Retainer/Cover Plate, 45RFE//68RFE (Included In K44908 & 45RFE-HD2 Kits).....	1.....	4799598AB
950.....	44892-01K.....	Kit, Accum Side Cover Plate, 45RFE, Includes: 1-Plate, Shim, 6-Screws, 6-Washers Requires: 44892-TL Tap To Meet Torque Specs, Thicker and Stronger Than OE Plate, Piston, 45RFE/68RFE Underdrive (Bonded) 1999-Up.....	1.....	Sonnax
960.....	44829.....	Piston, 45RFE/68RFE OD/Rev (Cast #4799676, 7.875" OD, 4-Notches).....	1.....	4799650
961.....	44835.....	Piston, 45RFE/68RFE OD/Rev (Cast #4799676, 7.875" OD, 4-Notches).....	1.....	4799645
962.....	44831.....	Piston, 45RFE 2nd Clu Alum (Cast #4799519, 7.937" OD, 18-Notches) 1999-04.....	1.....	TBA
962.....	44831A.....	Piston, 45RFE / 5-45RFE 2nd Clutch, Bonded, 2005-Up.....	1.....	52119503AA
962.....	44831B.....	Piston, 68RFE 2nd Clutch, Bonded, 2007-Up.....	1.....	52119655AA
967.....	44854.....	Piston, 45RFE Low/Rev Clu Alum (Cast #4799639, 6.875" OD) 1999-04.....	1.....	4799457
967.....	44854A.....	Piston, 45RFE / 68RFE Low/Rev Cl, Bonded 2005-Up.....	1.....	52119505AA
967.....	K44854A.....	Update Kit, Low/Rev Bonded Piston, 45RFE/5-45RFE / 68RFE (Includes: Bonded Piston &	1.....	5179008AA

45RFE, 5-45RFE, 68RFE

ILL#	Part#		QTY	REF#
		2005-Up Return Spring (#977) Allows Use Of Bonded For Alum Low/Rev Piston 99-Up		
968.....	44832.....	Piston, 45RFE 4th Clutch Alum (Cast #4799524, 5.437" OD) 99-04.....	1.....	TBA
968.....	44832A.....	Piston, 45RFE / 5-45RFE / 68RFE 4th Clutch, Bonded, 2005-Up	1.....	5179062AB
970.....	44631.....	Spring & Retainer, UD/ OD Clutch 45RFE/68RFE (4.25" OD, 20-Springs).....	1.....	4799101
971.....	44632.....	Diaphragm Spring, 45RFE OD/Rev Clutch (5.588" OD, .068" Thick, 8-Fingers).....	1.....	4799087
971.....	44632B.....	Diaphragm Spring, 68RFE OD/Rev Clutch (5.588" OD, .072" Thick, 14-Fingers).....	1.....	TBA
977.....	44633.....	Diaphragm Spring, 45RFE Low/Rev Clutch (5.915" OD, For Alum Piston Type) 1999-04.....	1.....	5179008AA
977.....	44633A.....	Diaphragm Spring, 45RFE Low/Rev Clutch (5.580" OD, For Bonded Piston Type) 2005-Up.....	1.....	TBA
977.....	44633B.....	Diaphragm Spring, 68RFE Low/Rev Clutch (6.187" OD, For Bonded Piston Type) 2007-Up.....	1.....	TBA
978.....	K44752.....	Spring & Retainer, 4th Clutch 45RFE/68RFE (3-3/8" OD, 22-Springs)	1.....	4799527
980.....	44830.....	Piston/Retainer Underdrive Balance 45RFE/68RFE (Bonded) 1999-Up	1.....	4799652
987.....	44634.....	Retaining Clip Set, Holds Low/Rev Spring In 45RFE/68RFE (2-Clips) 1999-Up	1.....	TBA
991-2.....	44809.....	Detent, 45RFE Roller Spring Loaded (1 Bolt)	1.....	TBA
991-3.....	44809A.....	Detent Plate, 45RFE With Built In Range Sensor & Rooster Comb 1999-Up	1.....	TBA
991.....	K44814.....	Linkage Assembly, 45RFE Internal (5 Pieces) 1999-Up.....	1.....	TBA
991.....	K44814B.....	Linkage Assembly, 68RFE Internal, 2007-Up.....	1.....	TBA
992.....	44813.....	Manual Lever, 45RFE (4-1/8" Long)	1.....	TBA
992.....	44813B.....	Manual Lever, 68RFE (3-3/8" Long)	1.....	TBA
995.....	K44824.....	Park Pawl Assembly, 45RFE (.470" Thick Pawl) 1999-Up	1.....	TBA
995.....	K44824B.....	Park Pawl Assembly, 68RFE (.550" Thick Pawl) 2007-Up	1.....	TBA
996.....	30406.....	Cooler Fitting, 45RFE Screw In Type, 1999-Up	1.....	TBA
996.....	30406B.....	Cooler Fitting, 68RFE Push In Type, 2007-Up	1.....	TBA

62TE





62TE

ILL#	Part#		QTY	REF#
OVERHAUL KITS				
NI.....	K107900.....	Overhaul Kit, 62TE, W/ Pistons, 2007-Up	1	N/A
NI.....	K107900X	Overhaul Kit, 62TE, W/Out Pistons, 2007-Up	1	N/A
NI.....	K107900-99.....	Kit, 62TE Bonded Pistons & Retainers (6-Pistons)	1	N/A
MASTER L/STEEL KITS				
NI.....	DK10700S.....	Master L/Steels Kit, 62TE, W/ Pistons 2007-Up.....	1	N/A
NI.....	DK10700XS	Master L/Steels Kit, 62TE, W/ Out Pistons 2007-Up.....	1	N/A
MASTER W/STEELS KITS				
NI.....	DK10700	Master W/Steels Kit, 62TE, W/ Pistons 2007-Up	1	N/A
NI.....	DK10700X.....	Master W/Steels Kit, 62TE, W/ Out Pistons 2007-Up.....	1	N/A
FILTERS				
010.....	107710	Filter, 62TE 2007-Up	1	68018555AA
BUSHINGS				
030.....	K107901.....	Bushing Kit, 62TE, 2007-Up	1	TBA
034.....	127005	Bushing, 62TE Pump Body (1.500" ID)(With 2 Square Notches)(Babbitt) 2007-Up	1	TBA
039.....	92005A	Bushing, 62TE 2-4 Clutch Hub 2007-Up	1	TBA
046.....	107008	Bushing, 62TE Direct Clutch Drum (.325" Thick)(1.445" ID) 2007-Up.....	1	TBA
047.....	92002A.....	Bushing, 62TE Input Shaft (Rear)(.605" OD) 2007-Up.....	1	TBA
050.....	92003	Bushing, 62TE, Input Clutch Hub (Front) 2007-Up.....	1	TBA
050.....	92003-01K.....	Bushing, 62TE Input Clu Hub (Front) (Tighter Tolerance Than OEM) *Requires 92003-TL.....	1	Sonnax
NI.....	92003-TL.....	*Bushing Tool, 62TE, Required To Install 92003-01K.....	1	Sonnax
052.....	92004A	Bushing, 62TE Overdrive Drum Clutch Hub 2007-Up	1	TBA
052.....	92004L	Bushing, 62TE Overdrive Drum Clutch Hub (1 Piece)(Fits Hub W/.937" ID) 2007-Up	1	TBA
052.....	92004LOS.....	Bushing, 62TE Overdrive Drum Clutch Hub (1 Piece)(Fits Hub W/.941" ID) 2007-Up.....	1	TBA
058.....	92006	Bushing, 62TE Rear Planet 2007-Up	1	TBA
METAL CLAD SEALS				
070.....	92151B.....	Seal, 62TE Front (W/Flange)(.283" Thick) 2007-Up.....	1	TBA
072.....	107155	Seal, 62TE Manual Lever (.890" OD)(.620" ID) 2007-Up	1	TBA
076.....	32366	Seal, 62TE Axle, Passenger Side (.410" Thick)(1.495" ID) 2007-Up	1	TBA
077.....	32366	Seal, 62TE Axle, Driver Side(.410" Thick)(1.495" ID) 2007-Up	1	TBA
FRICTIONS				
100.....	92138	Friction, 62TE Underdrive Clutch (.071", 28T, 5.432" OD, Hi-Energy) 2007-Up.....	4	TBA
100.....	92138	Friction, 62TE Overdrive Clutch (.071", 28T, 5.432" OD, Hi-Energy) 2007-Up.....	4	TBA
100.....	92138	Friction, 62TE Reverse Clutch (.071", 28T, 5.432" OD, Hi-Energy) 2007-Up	2	TBA
104.....	92147	Friction, 62TE 2-4 Clutch (.086", 31T, 6.064" OD) 2007-Up	4	TBA
106.....	107119A.....	Friction, 62TE UD Direct Clutch 1-Sided (.061", 29 INTERNAL Teeth, 4.467" OD) 2007-Up	6	TBA
126.....	107119B.....	Friction, 62TE UD Direct Clutch 1-Sided (.061", 30 EXTERNAL Teeth, 3.634" ID) 2007-Up	6	TBA
112.....	107101	Friction, 62TE Underdrive Low Clutch (.072", 29T, 4.773" OD) 2007-Up	3	TBA
114.....	92134	Friction, 62TE Low/Reverse Clutch (.072", 32T, 6.064" OD, Hi-Energy) 2007-Up	5	TBA
NI.....	K107F.....	Friction Module, 62TE, 2007-Up.....	1	TBA
STEELS				
120.....	92183	Steel, 62TE Underdrive Clutch (.067", 8T, 4.528" ID) 2007-Up	4	TBA
120.....	92183	Steel, 62TE Reverse Clutch (.067", 8T, 4.528" ID) 2007-Up	1	TBA
120.....	107112	Steel, 62TE Overdrive Clutch (.078", 8T, 4.258" ID) (4 Notched Teeth) 2007-Up.....	3	TBA
124.....	107102	Steel, 62TE 2-4 Clutch (.099", 16T, 5.255" ID) 2007-Up	3	TBA
124.....	107114	Steel, 62TE 2-4 Clutch (.067", 16T, 5.255" ID) 2007-Up	1	TBA
124.....	107114A.....	Steel, 62TE 2-4 Clutch (.099", 16T, 5.255" ID) 2007-Up	3	TBA
132.....	107118	Steel, 62TE Underdrive Low Clutch (.068", 42T, 4.114" ID) 2007-Up	3	TBA
134.....	107114	Steel, 62TE Low/Reverse Clutch (.067", 16T, 5.255" ID) 2007-Up	4	TBA
134.....	107114A.....	Steel, 62TE Low/Reverse Clutch (.099", 16T, 5.255" ID) 2007-Up	1	TBA
134.....	107102	Steel, 62TE Low/Reverse Clutch (.099", 16T, 5.255" ID) 2007-Up.....	1	TBA
NI.....	K107S	Steel Module, 62TE, 2007-Up	1	TBA
PRESSURE PLATES				
140.....	92191A.....	Pressure Plate, 62TE Overdrive Clutch (4 Lug) 2007-Up	1	TBA
142.....	K92186.....	Pressure Plate Kit, 62TE Underdrive Clutch (.215") 2007-Up (W/92600C Snap Ring).....	1	TBA
142.....	TBA.....	Pressure Plate, 62TE Underdrive Clutch (.235") 2007-Up	1	TBA
142.....	K92186A.....	Pressure Plate Kit, 62TE Underdrive Clutch (.235") 2007-Up (W/92600C Snap Ring).....	1	TBA
142.....	TBA.....	Pressure Plate, 62TE Underdrive Clutch (.245") 2007-Up	1	TBA
142.....	K92911	Pressure Plate Kit, 62TE Underdrive Clutch (.245") 2007-Up (W/92191A & 92600C).....	1	TBA
142.....	TBA.....	Pressure Plate, 62TE Underdrive Clutch (.255") 2007-Up	1	TBA

ILL#	Part#		QTY	REF#
142.....	K92186B	Pressure Plate Kit, 62TE Underdrive Clutch (.255") 2007-Up (W/92600C Snap Ring)	1	TBA
142.....	K92186C	Pressure Plate Kit, 62TE Underdrive Clutch (.275") 2007-Up (W/92600C Snap Ring)	1	TBA
146.....	107718	Reaction Plate, 62TE Direct Clu (Top)(SEI)(10 Double Outer Teeth)(W/Splined ID) 2007-Up	1	TBA
150.....	92194	Pressure Plate, 62TE Reverse Clutch (.335" Thick At The Edge) 2007-Up	1	TBA
150.....	92194B	Pressure Plate, 62TE Reverse Clutch (.186" Thick At The Edge) 2007-Up	1	TBA
152.....	107720	Pressure Plate, 62TE Low Clutch (.128")(42 Teeth)(4.120" ID) 2007-Up	1	TBA
154.....	92267	Pressure Plate, 62TE Low/Reverse Clutch (.210") 2007-Up	1	TBA
154.....	92266	Pressure Plate, 62TE Low/Reverse Clutch (.220") 2007-Up	1	TBA
154.....	TBA	Pressure Plate, 62TE Low/Reverse Clutch (.230") 2007-Up	1	TBA
154.....	92268	Pressure Plate, 62TE Low/Reverse Clutch (.240") 2007-Up	1	TBA
154.....	TBA	Pressure Plate, 62TE Low/Reverse Clutch (.250") 2007-Up	1	TBA

SEALING RINGS

175.....	K107903	Ring Kit, 62TE 2007-Up	1	TBA
177.....	92301	Ring, 62TE Input Shaft (1.443" OD)(Teflon) 2007-Up	1	TBA
179.....	12600A	Ring, 62TE Stator (2.062" OD)(Metal)(Seal Plated)(Teflon) 2007-Up	1	TBA
179.....	107301T	Ring, 62TE Low Clu Retainer To Direct Clu Drum (.077" Thick)(1.545" OD)(Teflon) 2007-Up	2	TBA
180.....	107302T	Ring, 62TE Underdrive Shaft (.080" Thick)(1.110" OD) 2007-Up (Teflon)	1	TBA
181.....	34713T	Ring Kit, 62TE Stator Support (Updated)(2.062" OD)(Teflon)(4 Per Kit) 2007-Up	1	TBA
184.....	107303T	Ring, 62TE Underdrive Shaft (.080" Thick)(1.175" OD)(Solid)Teflon) 2007-Up	3	TBA
191.....	92302	Ring, 62TE Accumulator (1.013" OD) 2007-Up (Graphite)	12	TBA

WASHERS & BEARINGS

200.....	K107907	Washer Kit, 62TE, 2007-Up	1	TBA
201.....	K107906	Bearing Kit, 62TE, 2007-Up	1	TBA
207.....	92629	Washer, 62TE Output Gear (Under Bolt) 2007-Up	1	TBA
211.....	92633	Bearing W/Races, 62TE Stator To Input Drum (1.713" OD) 2007-Up	1	TBA
213.....	92622	Race, 62TE Overdrive Hub To 2-4 Hub (.039")(3 Slot) 2007-Up	1	TBA
213.....	92622G	Race, 62TE Overdrive Hub To 2-4 Hub (.048")(3 Slot) 2007-Up	1	TBA
213.....	92622A	Race, 62TE Overdrive Hub To 2-4 Hub (.057")(3 Slot) 2007-Up	1	TBA
213.....	92622H	Race, 62TE Overdrive Hub To 2-4 Hub (.066")(3 Slot) 2007-Up	1	TBA
213.....	92622B	Race, 62TE Overdrive Hub To 2-4 Hub (.074")(3 Slot) 2007-Up	1	TBA
213.....	92622J	Race, 62TE Overdrive Hub To 2-4 Hub (.083")(3 Slot) 2007-Up	1	TBA
213.....	92622C	Race, 62TE Overdrive Hub To 2-4 Hub (.091")(3 Slot) 2007-Up	1	TBA
213.....	92622D	Race, 62TE Overdrive Hub To 2-4 Hub (.100")(3 Slot) 2007-Up	1	TBA
213.....	92622K	Race, 62TE Overdrive Hub To 2-4 Hub (.109")(3 Slot) 2007-Up	1	TBA
213.....	92622E	Race, 62TE Overdrive Hub To 2-4 Hub (.117")(3 Slot) 2007-Up	1	TBA
213.....	92622L	Race, 62TE Overdrive Hub To 2-4 Hub (.126")(3 Slot) 2007-Up	1	TBA
213.....	92622F	Race, 62TE Overdrive Hub To 2-4 Hub (.135")(3 Slot) 2007-Up	1	TBA
214.....	107401	Washer, 62TE Overdrive Hub To 2-4 Hub (4 Tab)(1.330" ID) 2007-Up	1	TBA
216.....	107436	Spacer, 62TE Underdrive Sun Gear (.109")(28 Teeth) 2007-Up	1	TBA
216.....	107436A	Spacer, 62TE Underdrive Sun Gear (.117")(28 Teeth) 2007-Up	1	TBA
216.....	107436B	Spacer, 62TE Underdrive Sun Gear (.125")(28 Teeth) 2007-Up	1	TBA
216.....	107436C	Spacer, 62TE Underdrive Sun Gear (.133")(28 Teeth) 2007-Up	1	TBA
216.....	107436D	Spacer, 62TE Underdrive Sun Gear (.141")(28 Teeth) 2007-Up	1	TBA
216.....	107436E	Spacer, 62TE Underdrive Sun Gear (.149")(28 Teeth) 2007-Up	1	TBA
216.....	107436F	Spacer, 62TE Underdrive Sun Gear (.157")(28 Teeth) 2007-Up	1	TBA
216.....	107436G	Spacer, 62TE Underdrive Sun Gear (.165")(28 Teeth) 2007-Up	1	TBA
216.....	107436H	Spacer, 62TE Underdrive Sun Gear (.173")(28 Teeth) 2007-Up	1	TBA
216.....	107436J	Spacer, 62TE Underdrive Sun Gear (.181")(28 Teeth) 2007-Up	1	TBA
216.....	107436K	Spacer, 62TE Underdrive Sun Gear (.189")(28 Teeth) 2007-Up	1	TBA
216.....	107436L	Spacer, 62TE Underdrive Sun Gear (.197")(28 Teeth) 2007-Up	1	TBA
216.....	107436M	Spacer, 62TE Underdrive Sun Gear (.205")(28 Teeth) 2007-Up	1	TBA
217.....	107415	Bearing W/Races, 62TE Underdrive Ring Gr To Sun Gr Spacer (.138")(1.910" OD)(1.283" ID)	1	TBA
218.....	107418	Bearing W/Races, 62TE, Ring Gear To Output Shaft	1	TBA
220.....	92625	Washer, 62TE Underdrive Hub To Overdrive Hub (5 Tab)(.050" Thick)(1.260" ID) 2007-Up	1	TBA
220.....	K92625	Washer Set, 62TE Underdrive Hub To Overdrive Hub (Contains: 92625 & 92621) 2007-Up	1	TBA
221.....	92621	Race, 62TE Underdrive Hub To Overdrive Hub (3 Tab)(.031" Thick)(1.265" ID) 2007-Up	1	TBA
229.....	107416	Bearing W/Races, 62TE Low Clu Retainer To Direct Drum (.158" Thick)(2.155" OD)(1.582" ID)	1	TBA
230.....	107417	Brg W/Races, 62TE Direct Clu Drum To Direct Clu Hub (.136" Thick)(2.033" OD) (1.365" ID)	1	TBA
231.....	107418	Brg W/Races, 62TE Direct Clu Hub To React Plate (.148")(1.710" OD)(1.153" ID) 3-Outer Tabs	1-2	TBA
232.....	92635	Bearing W/Races, 62TE Input Drum To Underdrive Hub(1.790" OD) 2007-Up	1	TBA
241.....	92635	Bearing W/Races, 62TE, Rear Sun Gear To Rear Planet (1.790" OD) 2007-Up	1	TBA
251.....	32977	Bearing, 62TE Rear Planet (22 Rollers)(1.497" ID) 2007-Up	1	TBA
252.....	32978	Cup Race, 62TE Rear Planet, 2007-Up	1	TBA
251.....	K32978	Kit, Bearing & Race, 62TE Rear Planet (22 Rollers)(1.497" ID) 2007-Up	1	TBA
256.....	107419	Caged Needle Bearing, 62TE Underdrive Shaft (Front)(.425" Thick)(1.045" OD)(18 Needles)	1	TBA
257.....	107420	Caged Needle Brg, 62TE UD Shaft To Low Clu Drum (.498" Thick)(1.157" OD) 24 Needles	1	TBA

62TE

ILL#	Part#		QTY	REF#
269	92629	Shim, 62TE Drive Transfer Gear # 269 (.144") 2007-Up	1	TBA
269	92629A	Shim, 62TE Drive Transfer Gear # 269 (.148") 2007-Up	1	TBA
269	92629B	Shim, 62TE Drive Transfer Gear # 269 (.152") 2007-Up	1	TBA
269	92629C	Shim, 62TE Drive Transfer Gear # 269 (.158") 2007-Up	1	TBA
271	107421	Caged Needle Brg, 62TE UD Pilot To Output Shaft (.500" ID)(16 Needles) (Cast # J-88)	1	TBA
273	107437	Cup Race, 62TE Pinion To Case (2.045" OD)(Cast # NP402533) 2007-Up	1	TBA
274	107422	Cone Bearing, 62TE Pinion To Case (15 Roller)(.985" ID)(Cast # NP2266726) 2007-Up	1	TBA
276	107438	Shim, 62TE Driven Transfer Gear To Underdrive Shaft (.171" Thick)(2.310" OD)(1.915" ID)	1	TBA
277	107439	Shim, 62TE Pinion Cup Race # 282 To Cover (Selective) (2.990" OD)(2.680" ID) 2007-Up	1	TBA
278	92769	Cup Race, 62TE Drive Transfer Gear To Case # 278 2007-Up	1	TBA
279	92964	Cone Bearing, 62TE Drive Transfer Gear # 279 2007-Up	1	TBA
280	107440	Cup Race, 62TE Driven Transfer Gear To Underdrive Shaft Retainer (.373" Thick) (3.625" OD) (Cast # NP736810) 2007-Up (Also Fits 62TE # 297)	1-2	TBA
281	107423	Cone Bearing, 62TE Driven Transfer Gear To Underdrive Shaft Retainer (31 Rollers) (2.498" ID)(Cast # NP442849) 2007-Up (Also Fits 62TE # 296)	1-2	TBA
282	107441	Cup Race, 62TE Pinion Brg To Cover (.652" Thick)(3.063" OD)(2.510" ID)(Cast # LM603012)	1	TBA
283	107424	Cone Bearing, 62TE Pinion To Cover (20 Rollers)(1.782" ID)(Cast # LM603049) 2007-Up	1	TBA
286	107441	Spacer, 62TE Overrun Sprag To Snap Ring (.030" Thick)(3.010" OD)(2.245" ID) 2007-Up	2	TBA
288	107442	Cup Race, 62TE Diff To Case (Rear)(.687" Thick)(3.305" OD)(2.745" ID)(Cast # JLM704610)	1	TBA
289	107425	Cone Bearing, 62TE Diff To Case (Rear)(21 Roller)(1.965" ID)(Cast # JLM704649) 2007-Up	1	TBA
291	107443	Cup Race, 62TE Diff To Seal Retainer (Front)(.685" Thick)(3.543" OD)(Cast # Y32011XM)	1	TBA
292	107425	Cone Bearing, 62TE Diff To Seal Retainer (23 Roller)(2.165" ID)(Cast # NP394496) 2007-Up	1	TBA
293	107444	Shim, 62TE Diff Cup Race # 291 To Diff Seal Retainer (Selective)(3.515" OD) (3.080" ID)	1	TBA
296	107423	Cone Bearing, 62TE	1	TBA
297	107440	Cup Race, 62TE	1	TBA

GASKETS & RUBBER COMPONENTS

300	107500	Gasket, Bottom Pan, 2007-Up	1	TBA
301	107501	Gasket, Side Pan, 2007-Up	1	TBA
304	107502	Gasket, Rear Cover, 2007-Up	1	TBA
309	32172	Gasket/Washer, 62TE Pump Bolt 2007-Up	1	TBA
310	107544	Gasket, 62TE Pump Body To Case 2007-Up	1	TBA
311	32102	O-Ring, 62TE Pump 2007-Up	1	TBA
320	107525	Gasket/Plate, 62TE Valve Body To Case (Bonded 1-Sided) 2007-Up	1	5078822AB
320	107525A	Gasket, 62TE Valve Body To Case (Loose, Not Bonded) 2007-Up	1	TBA
321	107526	Gasket, 62TE Valve Body Plate To Clamping/Cover Plate 2007-Up	1	TBA
329	92106	Gasket, 62TE Low/Reverse Piston Retainer To Case	1	TBA
329	92106-01K	Gasket / Seal Kit, 62TE Low/Rev Piston Retainer (Steel Gasket, Shim & Rubber Grommet)	1	Sonnax
330	92158	O-Ring, 62TE Overdrive & Reverse Clutch (Inner) 2007-Up	1	TBA
331	92143	Lip Seal, 62TE Overdrive/Reverse Clutch (Outer) & Input Clutch Retainer (Outer) 2007-Up	1	TBA
334A	92169	O-Ring, 62TE Input Clutch (Rear)(.103" Thick)(Red)(Inner) 2007-Up	1	TBA
334B	92171	O-Ring, 62TE Input Clutch (Front)(.103" Thick)(Blue)(Inner) 2007-Up	1	TBA
340	92111	Lip Seal, 62TE Underdrive Clutch (Inner) 2007-Up	1	TBA
341	92109	Lip Seal, 62TE Underdrive Clutch (Outer) 2007-Up	1	TBA
378	107513A	O-Ring, 62TE Inside Cooler Fitting (.345" ID)(Takes 2) 2007-Up	2	TBA

ELECTRICAL COMPONENTS

410	107956	PRNDL / Range Sensor, 62TE (4 Pin Conn)(Cast # 05078967AC) 2007-Up	1	68055955AB
410-5	107956P	Roll Pin, 62TE Holds PRNDL / Range Sensor To Manual Shaft (.160" OD)(.780" Long) 2007-Up	1	5078966AA
415	107955	Sensor, 62TE Trans Pressure Transducer (3 Bolt Bracket)(3 Pin Black Oval Conn) 2007-Up	1	5078708AA
420	107949	Solenoid Assembly, 62TE (Bolts To Valve Body)(23 Blade Connector) 2007-Up	1	5078709AB
435	107946	Solenoid, 62TE VLP / EMCC (Variable Force) (1-Bolt, 2 Blade White Conn) 2007-Up	1	5169313AA
436	107958	Sensor, 62TE Output Speed (2 Blade Rectangle Connector)(Cast # 554AA)	1	5078554AA
438	107958	Sensor, 62TE Input Speed (2 Blade Rectangle Conn)(Cast # 554AA)(On Top Of Case)	1	5078554AA
439	107957	Sensor, 62TE Transfer Shaft Speed (2 Blade Elbow Rect Conn)(Cast # 930AA)	1	5078930AA
		(Reads Off Of The Rear Planet) 2007-Up		

MISCELLANEOUS COMPONENTS

NI	T-9336	Dip Stick, 62TE (Tool To Ensure Proper Fluid Levels)	1	TBA
483	107620	Plug, 62TE (To Access The Park Pawl Pin) (3/8" Allen) 2007-Up	1	TBA
484	92713	Screened Orifice, 62TE In Overdrive Reverse Clutch Piston 2007-Up	1	TBA
490	107621	Vent, 62TE Case (9/16" Hex)(1.125" Long) 2007-Up	1	TBA
493	107622	Cap, 62TE Filler Tube (Says For Dealer Use Only) 2007-Up	1	TBA

PUMPS & PUMP COMPONENTS

500	107912	Pump, 62TE (6 Bolt Body To Case)(Stator Cast # 04659715) 2007-Up	1	TBA
510	107916	Pump Body W/Gears, 62TE (6 Bolts To Case)(12 Teeth Inner Gear .575" Thick) 2007-Up	1	TBA
520	107915	Stator, 62TE (4 Ring)(Cast # 04659715) 2007-Up	1	TBA

ILL#	Part#		QTY	REF#
530.....	K107201.....	Pump Gear Set, 62TE (12 Tooth Inner Gear .575" Thick) 2007-Up	1.....	TBA
540.....	92890.....	By-Pass Valve, 62TE (In Case Under Pump) 2007-Up.....	1.....	TBA
DRUMS, DRUM PISTON KITS & HUBS				
554.....	92923A.....	Drum, 62TE Input Clutch Retainer (Cast # 4446635) 2007-Up.....	1.....	TBA
555.....	107732.....	Drum, 62TE Direct Clutch (Aluminum)(6 Clutch)(2.230" Thick)(5.100" OD) 2007-Up.....	1.....	5078619AA
559.....	107734.....	Drum, 62TE Low / Clutch Retainer (Alum) 2007-Up	1.....	77531
559.....	K107734.....	Kit, Drum, 62TE Low / Clutch Retainer (Alum) (Drum, Plates & Piston Kit) 2007-Up	1.....	68029389AA
560.....	K92911.....	Piston Kit, 62TE Overdrive/Reverse Clutch (Contains: Snap Ring & Spring) 2007-Up.....	1.....	TBA
564.....	K92910.....	Piston Kit, 62TE Underdrive Clutch 2007-Up	1.....	TBA
565.....	K107762.....	Piston Kit, 62TE Direct Clutch (Contains: # 965A, # 975A, # 985A, & # 879A) 2007-Up	1.....	TBA
568.....	K61837A.....	Piston Kit, 62TE 2-4 Clutch (Contains: # 630A, 968D, 978) 2007-Up	1.....	TBA
569.....	K107764.....	Piston Kit, 62TE Low Clu (Bonded Piston Is .512" Thick)(Contains: # 969A, # 979A, # 871A).....	1.....	TBA
570.....	92807A.....	Hub, 62TE Overdrive & Reverse Clutch (1.160" OD Of Shaft) 2007-Up.....	1.....	TBA
571.....	107806.....	Hub, 62TE Underdrive Clutch W/Solid Shaft (W/12 Rectangle Holes) 2007-Up.....	1.....	TBA
574.....	92248A.....	Hub, 62TE Input Clutch (For 4 Ring Stator) 2007-Up.....	1.....	TBA
575.....	107741.....	Hub, 62TE Direct Clutch (1.115" Thick)(3.530" OD)(29 Clutch Splines) 2007-Up.....	1.....	TBA
578.....	92922A.....	Hub & Sun Gear, 62TE 2-4 Clutch (1.160" ID Bushing) 2007-Up	1.....	TBA
PLANETS, RING GEARS & SUN GEARS				
582.....	92747A.....	Planet, 62TE Front (With Heat Treated Splines) 2007-Up	1.....	TBA
583.....	K107947.....	Planet Kit, 62TE (Contains: #570, 578, 582, 594, 614, 584) 2007-Up.....	1.....	TBA
584.....	107730.....	Planet, 62TE Rear (5 Gear)(No Park Lugs)(With 48 Teeth Reluctor Instead) 2007-Up	1.....	68017162AB
586.....	107749.....	Planet, 62TE Underdrive (5 Gear)(Steel)(16 Outer Lugs) 2007-Up	1.....	TBA
594.....	92748.....	Ring Gear, 62TE Rear Planet 2007-Up	1.....	TBA
596.....	107759.....	Ring Gear, 62TE Underdrive Planet (62 Teeth)(4.467" OD) 2007-Up	1.....	TBA
614.....	92750.....	Sun Gear, 62TE Rear Planet (38 Teeth) 2007-Up	1.....	TBA
616.....	107756.....	Sun Gear, 62TE Underdrive Planet (28 Teeth)(1.830" OD) 2007-Up	1.....	TBA
630.....	107650A.....	Retainer, 62TE 2-4 Piston (.945" Thick) (Lock Tab At 6:00, Feed Hole At 9:00) 2007-Up.....	1.....	TBA
630.....	107650B.....	Retainer, 62TE 2-4 Piston (.956" Thick) (Lock Tab At 6:00, Feed Hole At 6:00) 2007-Up.....	1.....	TBA
630.....	107650C.....	Retainer, 62TE 2-4 Piston (.912" Thick) (Lock Tab At 6:00, Feed Hole At 6:00) 2007-Up.....	1.....	TBA
SPRAGS				
658.....	107725.....	Sprag, 62TE Overrun (26 Elements)(Plastic Cage)(W/ End Caps)(.650" Thick) 2007-Up.....	1.....	TBA
668.....	107729.....	Inner Race, 62TE Overrun Sprag (.650" Thick)(2.367" OD) 2007-Up	1.....	TBA
669.....	107730.....	Outer Race, 62TE Overrun Sprag (.970" Thick)(3.025" ID)(31 Clutch Splines) 2007-Up.....	1.....	TBA
SHAFTS, DIFFERENTIALS, CASES & COMPONENTS				
670.....	107851.....	Shaft, 62TE Input (22 Splines)(8 3/4" Long) 2007-Up	1.....	TBA
676.....	107859.....	Shaft, 62TE Underdrive (8 5/8" Long)(.500" OD Front Pilot) 2007-Up	1.....	TBA
678.....	107858.....	Output Shaft, 62TE (3 1/2" Long)(24 Park Lugs)(28 Teeth Reluctor) 2007-Up	1.....	TBA
698.....	107623.....	Oil Dam, 62TE Under Pass & Driver Side Axle Seal (Tin)(2.918" OD)(1.717" ID) 2007-Up.....	2.....	TBA
699.....	107624.....	Oil Deflector, 62TE Under Transfer Gear Cover (Plastic)(Cast # 04872683AA) 2007-Up	1.....	TBA
710.....	107810.....	Gear, 62TE Drive Transfer (Output)(74 Teeth) 2007-Up	1.....	TBA
712.....	107811.....	Gear, 62TE Driven Transfer (70 Teeth) 2007-Up.....	1.....	TBA
713.....	107773.....	Retainer, 62TE Underdrive Shaft (1.125" Thick)(4.883" OD)(3.380" ID)(8 Bolt) 2007-Up	1.....	TBA
715.....	107910.....	Differential Assy, 62TE (79T)(12 Bolt) (23 Rollers Housing Side, 21 Rollers Ring Gear Side).....	1.....	TBA
716.....	107911.....	Differential Housing, 62TE (12 Bolt)(6 3/4" Tall)(1.375" ID Axle Hole)(23 Roller Bearing On Housing Side, 21 Roller Bearing On Ring Gear Side) 2007-Up	1.....	TBA
717-11...	107626.....	Retainer, 62TE Differential Cross Pin (2 Bolt)(.040" Thick)(.995" Tall)(2.215" Long) 2007-Up.....	2.....	TBA
720.....	107845.....	Differential Ring Gear, 62TE (79 Teeth)(12 Bolt)(8 13/16" OD) 2007-Up	1.....	TBA
725.....	107625.....	Retainer, 62TE Differential Seal (5 Bolt Alum)(.950" Thick)(2.280" ID)(Cast # 507858BAA)	1.....	TBA
727.....	107627A.....	Retainer, 62TE Drive Transfer Gear Nut (Goes With 107627B) 2007-Up	1.....	TBA
727.....	107627B.....	Plate, 62TE Drive Transfer Gear Nut Retainer 2007-Up (Plate Goes With 107627A)	1.....	TBA
727B.....	107627C.....	Bolt, 62TE Holds Drive Transfer Gear Retainer Plate On (.595" Long)(15mm Head) 2007-Up	2.....	TBA
730.....	107828.....	Pinion, 62TE (23 Teeth, 1 Groove)(3.685" Long)(2.740" OD) 2007-Up	1.....	TBA
735.....	107627D.....	Retainer, 62TE Pinion Cover (.995" Thick)(4.690" OD)(1.815" ID)(10 Bolt) 2007-Up	1.....	TBA
736.....	107628.....	Plug, 62TE Screws Into Front Of Case Into Pinion Area (8mm Allen)(.460" Long)(.665" OD)	1.....	TBA
740.....	107754.....	Valve Body, 62TE (Cast # On Case Side 5078705AA) 2007-Up.....	1.....	TBA
747.....	107752.....	Separator Plate, 62TE Valve Body To Clamping Plate (Steel) 2007-Up.....	1.....	TBA
748.....	107752C.....	Clamping Plate, 62TE Valve Body (Aluminum) 2007-Up	1.....	TBA
758.....	107704C.....	Differential Cover (Clamp Shell) 62TE (Aluminum, 10 Bolt)(Cast # 05078928AA) 2007-Up.....	1.....	TBA
759-1...	107629.....	Bracket, 62TE Rear Cover Reinforcement (2 Bolt) 2007-Up.....	1.....	TBA
759.....	107704.....	Rear Cover, 62TE (Transfer Gear)(13 Bolt, Metal) 2007-Up	1.....	TBA
760.....	107701.....	Case, 62TE (Starter At 3:00) (Cast # 552AA) 2007-Up.....	1.....	TBA
765.....	107801.....	Bottom Pan, 62TE (12 Bolt, Metal)(2.905" At Deep End) 2007-Up	1.....	TBA
766.....	107803.....	Side Pan, 62TE (Valve Body Cover)(13 Bolt, Steel) 2007-Up.....	1.....	TBA
795.....	107081.....	Bolt, 62TE Holds Drive Transfer Gear To Rear Planet (1.780" Long)(37mm Head) 2007-Up	1.....	TBA

62TE

ILL#	Part#		QTY	REF#
796.....	107086.....	Nut, 62TE Holds Driven Transfer Gear To Underdrive Shaft (.615" Thick)(50mm) 2007-Up.....	1.....	TBA
SNAP RINGS, PISTONS, SPRINGS, LINKAGE & MISCELLANEOUS				
NI.....	K107928.....	Snap Ring Kit, 62TE, 2007-Up.....	1.....	TBA
860.....	92600D.....	Snap Ring, 62TE Holds Underdrive Pressure Plate In (.090" Thick)(6 5/16" OD) 2007-Up.....	1.....	TBA
861.....	92605A.....	Snap Ring, 62TE Holds Overdrive Pressure Plate In (Bottom)(.061" Thick)(6 7/8" OD)(Wavy).....	1.....	TBA
862.....	92603.....	Snap Ring, 62TE Holds Spring To Piston (.060" Thick)(5.325" OD) 2007-Up.....	1.....	TBA
863.....	92601A.....	Snap Ring, 62TE Holds Low/Reverse Pressure Plate In Case (.068" Thick)(7" OD) 2007-Up.....	1.....	TBA
863.....	92601B.....	Snap Ring, 62TE Holds Low/Reverse Pressure Plate In Case (.076" Thick)(7" OD) 2007-Up.....	1.....	TBA
863.....	92601C.....	Snap Ring, 62TE Holds Low/Reverse Pressure Plate In Case (.088" Thick)(7" OD) 2007-Up.....	1.....	TBA
866.....	107600.....	Snap Ring, 62TE Holds Sun Gear To Underdrive Shaft (.047" Thick)(1.035" OD)(W/3 Legs).....	1.....	TBA
867.....	107601.....	Snap Ring, 62TE Holds Planet To Output Shaft (.062" Thick)(5.037" OD) 2007-Up.....	2.....	TBA
870.....	107602.....	Snap Ring, 62TE Holds Low Clutch Pressure Plate In (.134" Thick)(5.185" OD) 2007-Up.....	1.....	TBA
871.....	107603.....	Snap Ring, 62TE Holds Low Clu Return Spring In Retainer (.061" Thick)(2.165" OD) 2007-Up.....	1.....	TBA
875.....	92608.....	Snap Ring, 62TE Holds Input Clu Retainer In (.095" Thick)(2.595" OD)(W/2 Eyelets) 2007-Up.....	1.....	TBA
877.....	92609.....	Snap Ring, 62TE Holds UD Retainer In (.077" Thick)(2.286" OD)(W/2 Eyelets) 2007-Up.....	1.....	TBA
878.....	107604.....	Snap Ring, 62TE Holds Direct Clu Reaction Plate In Drum (.061" Thick)(2.165" OD) 2007-Up.....	1.....	TBA
879.....	107605.....	Snap Ring, 62TE Holds Direct Clu Spring Retainer In Drum (.070" Thick)(5.125" OD)(Beveled).....	1.....	TBA
880.....	92607.....	Snap Ring, 62TE Holds Input Shaft To Hub (.061" Thick)(1.030" OD)(Wire Type) 2007-Up.....	1.....	TBA
881.....	107606.....	Snap Ring, 62TE Holds Overrun Sprag In Outer Race (.028" Thick)(3.115" OD) 2007-Up.....	2.....	TBA
882.....	92602.....	Snap Ring, 62TE Holds Front Planet To Rear Ring Gear (.061" Thick)(4.720" OD) 2007-Up.....	1.....	TBA
883.....	92604.....	Snap Ring, 62TE Holds 2-4 Clutch Retainer In (.061" Thick)(7" OD) 2007-Up.....	1.....	TBA
885.....	92601.....	Snap Ring, 62TE Under Low/Reverse Clutch Pressure Plate (.038" Thick) 2007-Up.....	1.....	TBA
887.....	107607.....	Snap Ring, 62TE Holds Low Clutch Retainer In Case (.123" Thick)(5.920" OD)(Beveled).....	1.....	TBA
891.....	92600B.....	Snap Ring, 62TE Holds Overdrive Clutch Pressure Plate In (Top)(.060" Thick) 2007-Up.....	1.....	TBA
892.....	92606.....	Snap Ring, 62TE Holds Reverse Pressure Plate In (.061" Thick) 2007-Up.....	1.....	TBA
892.....	92606A.....	Snap Ring, 62TE Holds Reverse Pressure Plate In (.071" Thick) 2007-Up.....	1.....	TBA
892.....	92606B.....	Snap Ring, 62TE Holds Reverse Pressure Plate In (.081" Thick) 2007-Up.....	1.....	TBA
892.....	92606C.....	Snap Ring, 62TE Holds Reverse Pressure Plate In (.090" Thick) 2007-Up.....	1.....	TBA
893.....	92610.....	Snap Ring, 62TE Holds Low/Reverse Piston In (.062" Thick)(3.485" OD) 2007-Up.....	1.....	TBA
936.....	92703.....	Spring, 62TE Accumulator (Outer) 2007-Up.....	6.....	TBA
936-1....	107281.....	Spring, 62TE Accumulator (Inner) (With Tapered Ends) 2007-Up.....	6.....	TBA
937.....	92870.....	Piston, 62TE All Six Accum 2007-Up.....	6.....	TBA
957.....	92755A.....	Retainer, 62TE Low/Reverse Clutch Piston (Tin) 2007-Up (3rd Design).....	1.....	4800255AB
960.....	92912.....	Piston, 62TE Underdrive Clutch (Bonded) 2007-Up.....	1.....	TBA
961.....	92911.....	Piston, 62TE Overdrive/Reverse Clutch (4 Lug Overdrive Pressure Plate) 2007-Up.....	1.....	TBA
965.....	107762.....	Piston, 62TE UD Direct Clu (Bonded)(.505" Thick)(4.505" OD)(1.900" ID) 2007-Up.....	1.....	5078622AA
967.....	107763.....	Piston, 62TE Low/Reverse Clutch (Bonded)(1.054" Thick)(Cast # 5078591AA) 2007-Up.....	1.....	TBA
968.....	61837A.....	Piston, 62TE 2-4 Clutch (Bonded)(.665" Thick) 2007-Up.....	1.....	TBA
969.....	107764.....	Piston, 62TE Low Clutch (Bonded)(.512" Thick)(4.815" OD)(2.060" ID) 2007-Up.....	1.....	TBA
970.....	92977.....	Spring, 62TE Underdrive Clutch Return (3.002" OD)(2.250" Tall) 2007-Up.....	1.....	TBA
971.....	92802.....	Spring, 62TE Overdrive & Rev Clutch Return (.063" Thick)(4.992" OD)(8 Fingers) 2007-Up.....	1.....	TBA
975.....	107872.....	Spring, 62TE Direct Clutch Return (1.955" Tall) 2007-Up.....	1.....	TBA
977.....	61841A.....	Spring, 62TE Low/Reverse Clutch Return (.075" Thick)(5.715" OD)(10 Fingers) 2007-Up.....	1.....	TBA
978.....	92810.....	Spring, 62TE 2-4 Clutch Return (.063" Thick)(6 1/2" OD)(8 Fingers) 2007-Up.....	1.....	TBA
979.....	107873.....	Spring, 62TE Low Clutch Return (.055" Thick)(4.115" OD)(10 Fingers) 2007-Up.....	1.....	TBA
980.....	92910.....	Housing, 62TE Underdrive Piston (.555" Thick) 2007-Up.....	1.....	TBA
985.....	107765.....	Retainer/Piston, 62TE UD Direct Clutch Spring (Bonded)(.805" Thick)(4.320" OD)(1.875" ID).....	1.....	5078625AA
991-2....	107631A.....	Spring, 62TE Rooster Comb Detent (3.850" Long)(1 Bolt) 2007-Up.....	1.....	TBA
991-4....	107631B.....	Manual Lever & Rod, 62TE (12 3/8" Long)(W/White Plastic Sleeve For Seal) 2007-Up.....	1.....	TBA
991-5....	107631C.....	Retaining Pin, 62TE Holds Manual Shaft To Case (2mm Allen Screws Into The Side Pan.....	1-2.....	TBA
		Gasket Surface) 2007-Up (Also Holds Park Pawl Shaft # 995-5 2007-Up).....		
994.....	107632A.....	Park Rod Actuator, 62TE (3 1/2" Long)(.775" OD Ball On End) 2007-Up.....	1.....	TBA
994-3....	107632B.....	Park Rod Actuator Guide, 62TE (2.715" Long)(1.280" OD) 2007-Up.....	1.....	TBA
995.....	K107824.....	Park Pawl Assembly, 62TE (Contains: # 995-4, 995-1, 995-3, 991-5, 483, 994-3, 994-5).....	1.....	TBA
995-1....	107824.....	Park Pawl, 62TE (.320" Thick) (Cast # W2 018) 2007-Up.....	1.....	TBA
995-3....	107832C.....	Spring, 62TE Park Pawl (W/2 Ears)(.036" OD Wire) 2007-Up.....	1.....	TBA
995-4....	107832D.....	Pin, 62TE Park Pawl Pivot (.393" OD)(1.965" Long) 2007-Up.....	1.....	TBA
995-5....	107631C.....	Retaining Pin, 62TE.....	1.....	TBA
996.....	107635.....	Fitting, 62TE Cooler Line (19mm Hex)(Push-In Line Type)(Takes 2) 2007-Up.....	2.....	TBA
999.....	K107637.....	Tube Set, 62TE (3 Pieces)(8 3/8" Long) 2007-Up.....	1.....	TBA
999.....	107637.....	Oil Tube, 62TE 2-4 Clutch (Plastic Rubber Tip)(1.625" Long)(.712" OD)(Under VB In Case).....	1.....	TBA

Notes

Lined area for notes.