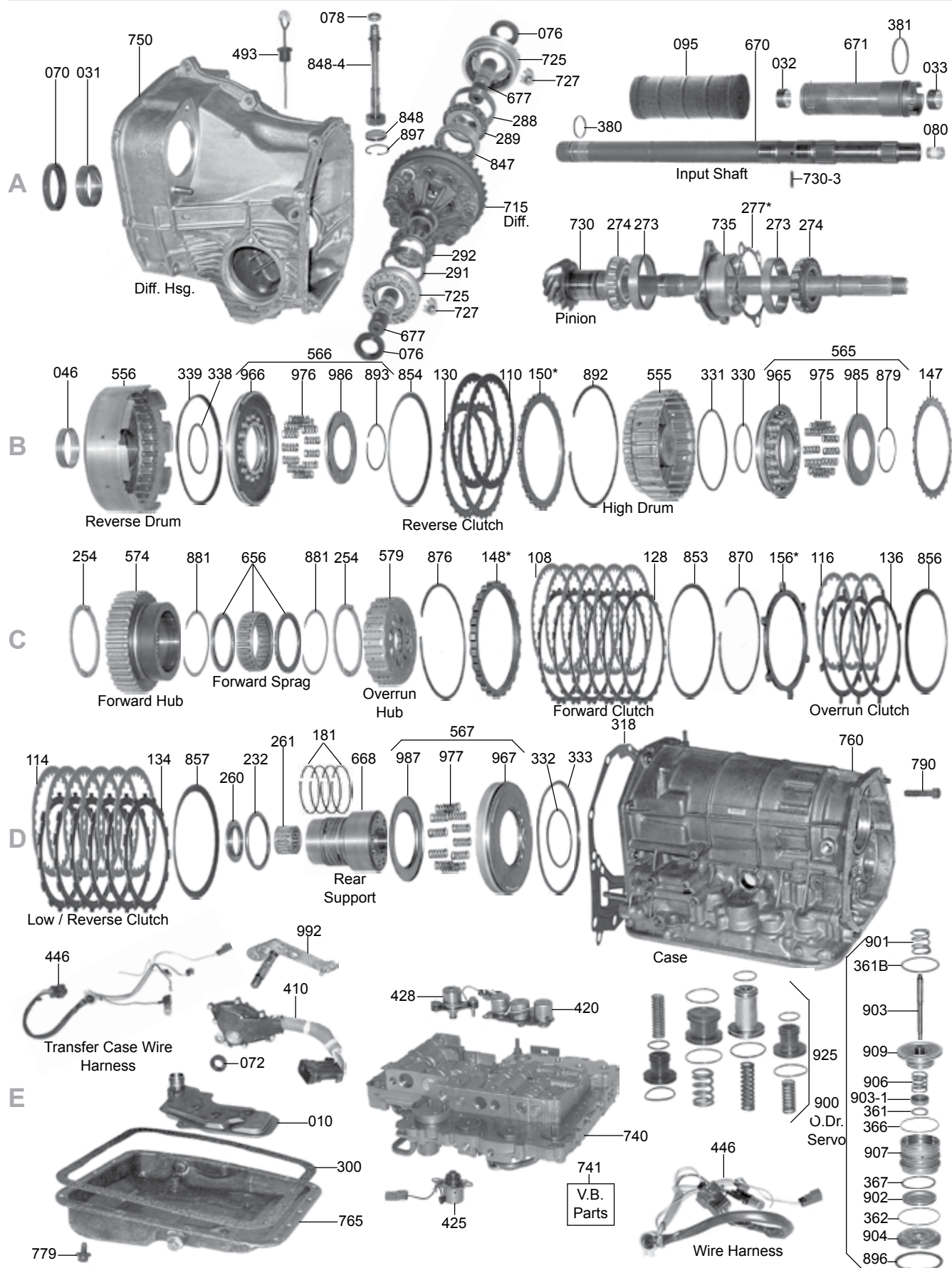
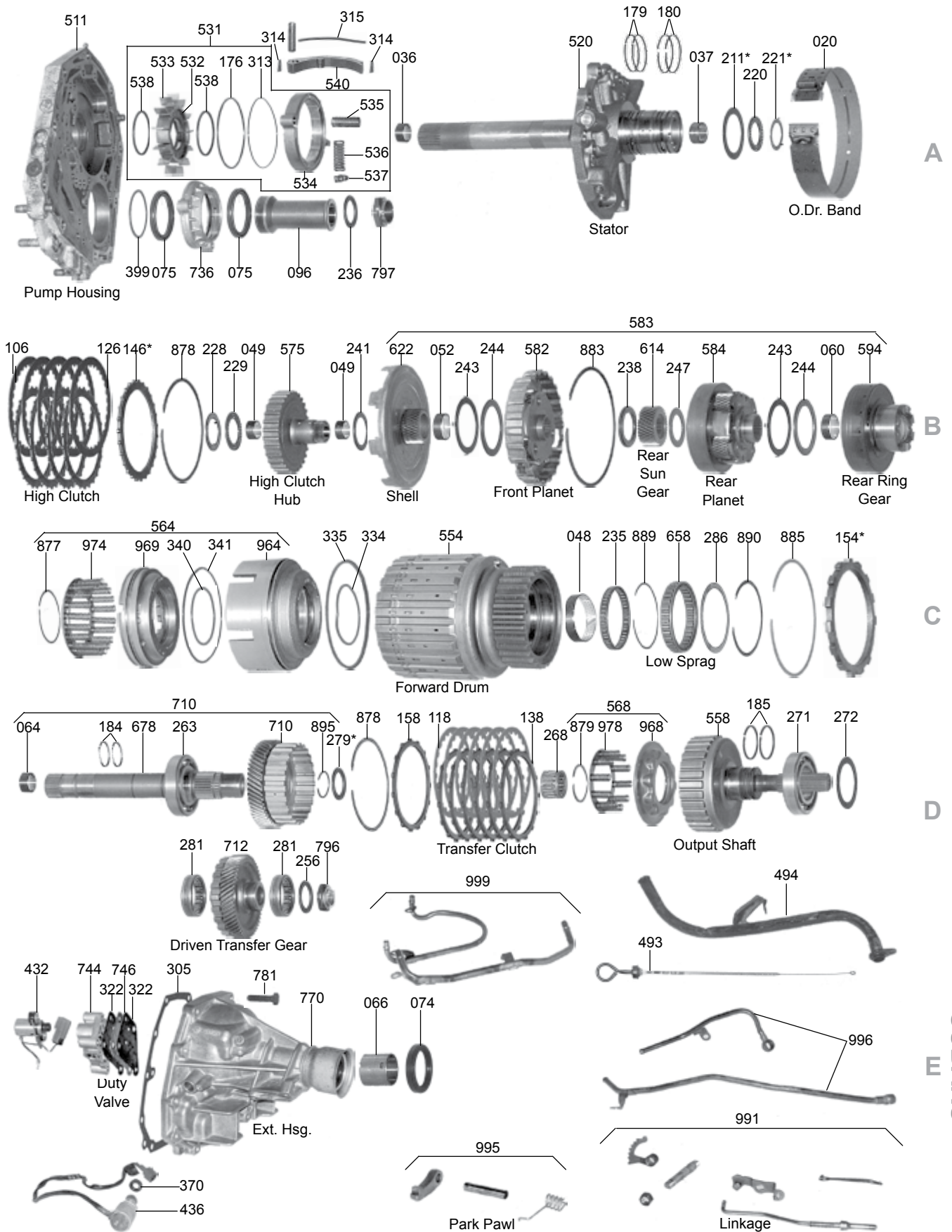


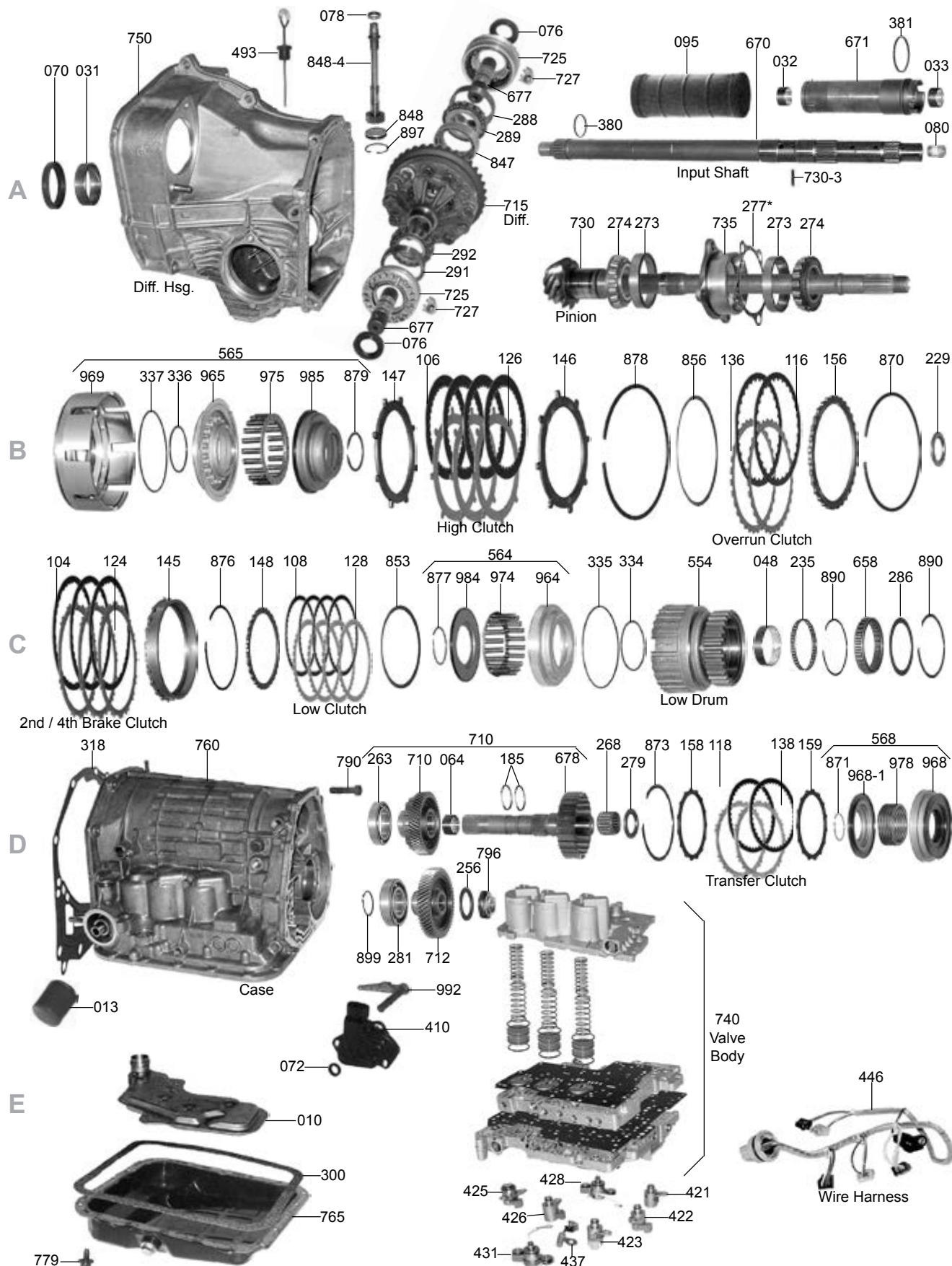
R4AX-EL (EC8, 4EAT) 1987-98



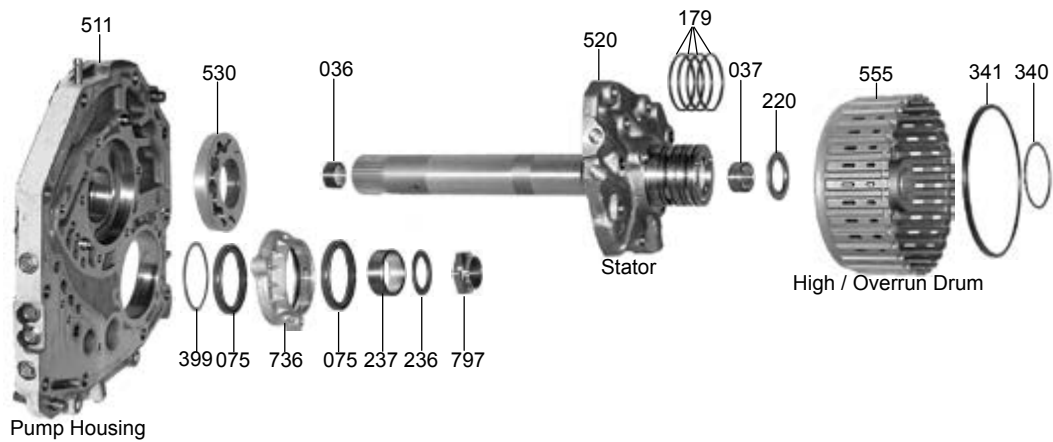
R4AX-EL (EC8, 4EAT) 1987-98




R4AX-EL (EC8, 4EAT) 1999-UP



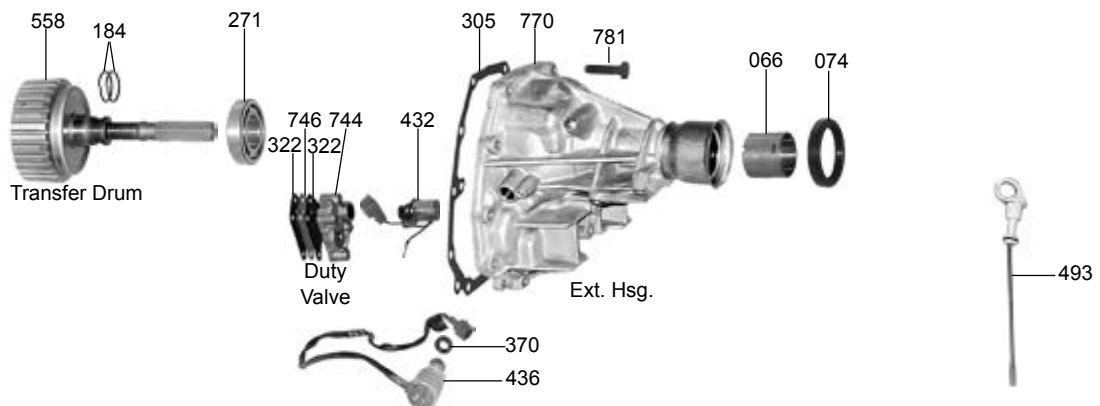
R4AX-EL (EC8, 4EAT) 1999-UP



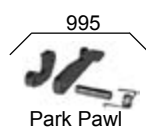
A



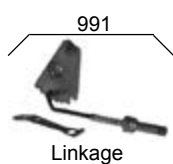
C




D



Park Pawl



Linkage



Cooler Lines

R4AXEL, 4EAT 4-SPEED

ILL#	Part#		QTY	REF#
OVERHAUL KITS				
NI.....	K69900A.....	Overhaul Kit, R4AXEL (4 Speed) 1987-98	1	N/A
NI.....	K69900F.....	Overhaul Kit, R4AXEL (4 Speed) 7/98-Up.....	1	N/A
MASTER L/STEEL KITS				
NI.....	DK6900S.....	Master L/Steels Kit, R4AXEL (W/Out Transfer Case Plates) Legacy W/O Turbo 90-92, Loyale 1987-92, XT 87-91, GL, GL 10, RX-4WD (4 Dr & Wgn) 1987-92	1	N/A
NI.....	DK6900AS.....	Master L/Steels Kit, R4AXEL (W/ Transfer Case Plates) Legacy Turbo '90-92, GL, GL 10, RX-4WD(4 Door & Wagon) '87-92.....	1	N/A
NI.....	DK6900MS.....	Master L/Steels Kit, R4AXEL (W/ Transfer Case Plates) Legacy w/o Turbo '90-92, XT 1987-91, Loyale 87-92	1	N/A
NI.....	DK6900NS.....	Master L/Steels Kit, R4AXEL (W/Out Transf Case Plates) Legacy Turbo '90-93, SVX (All) 1991-92	1	N/A
NI.....	DK6900PS.....	Master L/Steels Kit, R4AXEL (W/ Trans Case Plates) SVX (4WD) '91-92	1	N/A
NI.....	DK6900LS.....	Master L/Steel Kit, R4AXEL (W/Out Transfer Case Plates, W/ Transfer Inner Piston ILL# 968-1) 2WD Impreza, Legacy, Outback, Forester 7/98-2001	1	N/A
NI.....	DK6900LTS.....	Master L/Steel Kit, R4AXEL, (W/ Transfer Case Plates, W/ Transfer Inner Piston ILL# 968-1) 4WD Impreza, Legacy, Outback, Forester 7/98-2001	1	N/A
NI.....	DK6900TS.....	Master L/Steel Kit, R4AXEL, (W/ Transfer Case Plates, W/ Transfer Inner Piston ILL# 968-1) 4WD Baja, Impreza, Legacy, Outback, Forester 2002-08	1	N/A
MASTER W/STEELS KITS				
NI.....	DK6900.....	Master W/Steels Kit, R4AXEL (W/Out Transfer Case Plates) Legacy W/O Turbo 90-92, Loyale 1987-92, XT 87-91, GL, GL 10, RX-4WD (4 Dr & Wgn) 1987-92	1	N/A
NI.....	DK6900A.....	Master W/Steels Kit, R4AXEL (W/ Transfer Case Plates) Legacy Turbo '90-92, GL, GL 10, RX-4WD(4 Door & Wagon) '87-92.....	1	N/A
NI.....	DK6900M.....	Master W/Steels Kit, R4AXEL (W/ Transfer Case Plates) Legacy w/o Turbo '90-92, XT 1987-91, Loyale 87-92	1	N/A
NI.....	DK6900N.....	Master W/Steels Kit, R4AXEL (W/Out Transf Case Plates) Legacy Turbo '90-93, SVX (All) 1991-92	1	N/A
NI.....	DK6900P.....	Master W/Steels Kit, R4AXEL (W/ Transfer Case Plates) SVX (4WD) '91-92	1	N/A
NI.....	DK6900L.....	Master W/Steel Kit, R4AXEL (W/Out Transfer Case Plates, W/ Transfer Inner Piston ILL# 968-1) 2WD Impreza, Legacy, Outback, Forester 7/98-2001	1	N/A
NI.....	DK6900LT.....	Master W/Steel Kit, R4AXEL, (W/ Transfer Case Plates, W/ Transfer Inner Piston ILL# 968-1) 4WD Impreza, Legacy, Outback, Forester 7/98-2001	1	N/A
NI.....	DK6900T.....	Master W/Steel Kit, R4AXEL, (W/ Transfer Case Plates, W/ Transfer Inner Piston ILL# 968-1) 4WD Baja, Impreza, Legacy, Outback, Forester 2002-08	1	N/A
FILTERS				
010.....	69710J.....	Filter, R4AXEL (All Except Below) 1987-98	1	TBA
010.....	69710K.....	Filter, R4AXEL (Legacy, SVX, Impreza 1990-98) All 1992-98	1	TBA
010.....	69710L.....	Filter, R4AXEL (Forester, Impreza, Outback, Baja) 19 Bolt Holes 7/98-Up	1	TBA
010.....	69710T.....	Filter, R4AXEL (Forester, Impreza, Outback, Baja) 3 Bolt Holes 2004-Up	1	TBA
013.....	69710M.....	Filter, R4AXEL (Subaru) Spin On 7/1998-Up	1	TBA
BANDS				
020.....	69700J.....	Band, R4AXEL Overdrive (1 1/2" Wide) 1987-98	1	TBA
BUSHINGS				
030.....	K69901A.....	Bushing Kit, R4AXEL 1987-98	1	TBA
030.....	K69901B.....	Bushing Kit, R4AXEL 1999-Up	1	TBA
031.....	69005.....	Bushing, R4AXEL Converter Housing (To Converter Hub)	1	TBA
036.....	69015.....	Bushing, R4AXEL Stator (Front) 1987-Up	1	TBA
037.....	69016.....	Bushing, R4AXEL Stator (Rear) 1987-Up	1	TBA
METAL CLAD SEALS				
070.....	69208.....	Seal, R4AXEL Front (Converter Housing) 1987-Up	1	8067-50050
072.....	69209.....	Seal, R4AXEL Linkage	1	8067-16060
075.....	69210.....	Seal, R4AXEL, Pinion Shaft / Oil Pump Retainer, 1987-Up	2	8067-52020
074.....	66558.....	Seal, R4AXEL / 5EAT Extension Housing, 1987-Up	1	8067-35210
076.....	66546.....	Seal, Left Axle (Baja/Legacy/Outback/Impreza Up To 09/03, Forrester Up To 10/01)	1	8067-30031
076.....	66546A.....	Seal, Left Axle (Baja/Legacy/Outback/Impreza 10/03-08, Forrester 11/01-08)	1	8067-35240
076.....	66547.....	Seal, Right Axle (Baja/Legacy/Outback/Impreza Up To 09/03, Forrester Up To 10/01)	1	8067-30032
076.....	66547A.....	Seal, Right Axle (Baja/Legacy/Outback/Impreza 10/03-08, Forrester 11/01-08)	1	8067-35230
095.....	69986.....	Seal, R4AXEL Front Pump Oil Pipe 1987-98	1	31295-AA003
095.....	69986A.....	Seal, R4AXEL Front Pump Oil Pipe 1999-Up	1	TBA
096.....	69987.....	Seal Pipe, R4AXEL pinion (Except 1995-98 Legacy & SVX) 1987-98	1	32296-AA020
096.....	69987A.....	Seal Pipe, R4AXEL Pinion (Legacy & SVX) 1995-98	1	32296-AA041

SUBARU

R4AXEL, 4EAT 4-SPEED

ILL#	Part#		QTY	REF#
NI	66554	Seal, R4AXEL Speedo Shaft, 1987-98	1	8067-12100
FRICTIONS				
104	69107	Friction, R4AXEL 2nd & 4th Brake Clutch (.063") 30 Teeth (6 9/16" OD) 1999-Up	3	TBA
106	69106	Friction, R4AXEL High Clutch (.062") 36T (5 7/16" OD) 1999-Up (In High/ Overrun Drum)	4	TBA
106	93104C	Friction, R4AXEL High Clutch (.063") 30 Teeth 1987-Up	4-5	TBA
108	69101	Friction, R4AXEL Forward Clutch (.079") 36 Teeth 1987-Up	4-6	6880912
108	69102	Friction, R4AXEL Forward Clutch (.063") 36 Teeth 1995-98	4-6	TBA
108	69102A	Friction, R4AXEL Low Clutch (.070") 30 Teeth (5 7/16" OD) 1999-Up	4	TBA
110	69105	Friction, R4AXEL Reverse Clutch (.079") 38 Teeth 1997-98	2	TBA
110	93100A	Friction, R4AXEL Reverse Clutch (.078") 34 Teeth, 1987-91	2	TBA
110	93100C	Friction, R4AXEL Reverse Clutch (.078") 30 Teeth 1992-96	2	TBA
114	69104	Friction, R4AXEL Low/Reverse Clutch (.078") 30 Teeth 1987-92 (1988-89 Coupe, Sedan, Wagon) 1988-91 XT6 (1990-91 Loyale) 1990-92 Legacy Without Turbo	5-6	TBA
114	69104B	Friction, R4AXEL Low/Reverse Clutch (.063") 30 Teeth (High Energy) 1991-Up (1991-94 Legacy With Turbo) 1993-94 Legacy Without Turbo	6-8	TBA
114	69104C	Friction, R4AXEL Low/Reverse Clutch (.071") 30 Teeth 4/1995-Up (1992-93 SVX)	5-6	TBA
116	69103	Friction, R4AXEL Overrun Clutch (.079") 18 Teeth 1987-98	3	6880901
118	69108	Friction, R4AXEL Transfer Case Clutch (.078", 24T, 4.646" OD) 1987-Up	5	TBA
118	69108A	Friction, R4AXEL Transfer Case Clutch (.071", 24T, 4.646" OD) 1987-Up	6	TBA
118	69108B	Friction, R4AXEL Transfer Case Clutch (.071", 50T, 4.646" OD) 1987-Up	AR	TBA
119	RK69QF	Friction Module, R4AXEL 7/1998-Up	1	TBA
NI	K69750A	Kit, Reverse "Drum Saver", 34T Drums, Allows Re-Use of Old Drum, Replaces Dish With Wave Spring (1-Wave Spring, 2-Undersize Friction, 2-Undersize Steels) 1987-91 Alto	1	75758
NI	K69750B	Kit, Reverse "Drum Saver", 30T Drums, Allows Re-Use of Old Drum, Replaces Dish With Wave Spring (1-Wave Spring, 2-Undersize Friction, 2-Undersize Steels) 1992-98 Alto	1	75758A
STEELS				
124	69119	Steel, R4AXEL 2nd & 4th Clu (.094") 23T(5 5/8" ID) 1999-Up (Sits In The Case) Missing 1-Tooth	2	TBA
126	93107D	Steel, R4AXEL High Clutch (.079") 27 Teeth 1987-97	5-7	TBA
126	69121	Steel, R4AXEL High Clutch (.108") 1990-94	5-6	TBA
126	93107C	Steel, R4AXEL High Clutch (.118") (27 Teeth) 1987-97	3-4	TBA
126	69116	Steel, R4AXEL High Clutch (.078") 24 Teeth (4 3/8" ID) 1995-98	4	TBA
128	69111	Steel, R4AXEL Forward Clutch (.071") (24 Teeth) 1987-Up	2	TBA
128	69112	Steel, R4AXEL Forward Clutch (.079") (24 Teeth) 1993-Up	4-7	TBA
128	69111A	Steel, R4AXEL Low Clutch (.055") 30 Teeth (4 13/16" ID) 1999-Up (In Low Drum With Sprag)	4-6	TBA
130	93102A	Steel, R4AXEL Reverse Clutch (.079") 5.300" ID (30 Teeth) 1987-91	1-2	TBA
130	93102B	Steel, R4AXEL Reverse Clutch (.079") 5.090" ID (30 Teeth) 1992-98	2	TBA
134	69114	Steel, R4AXEL Low/Reverse Clutch (.079") (14 Teeth) 1987-92	6	TBA
134	69114C	Steel, R4AXEL Low/Reverse Clutch (.051") (14 Teeth) 1987-92	AR	TBA
134	69114B	Steel, R4AXEL Low/Reverse Clutch (.071") (14 Teeth) 1989-94	6-8	TBA
134	69114D	Steel, R4AXEL Low/Reverse Clutch (.063") (14 Teeth) 1992-98	4	TBA
134	69114E	Steel, R4AXEL Low/Reverse Clutch (.086") (14 Teeth) 1992-98	AR	TBA
136	69113	Steel, R4AXEL Overrun Clutch (.079") (6 Teeth) 1987-Up	3	TBA
136	69113A	Steel, R4AXEL Overrun Clutch (.086") (6 Teeth) 1987-Up	AR	TBA
136	69113D	Steel, R4AXEL Overrun Clutch (.062") 32 Teeth (5 3/16" ID) 1999-Up (In High/Overrun Drum)	2	TBA
138	69118	Steel, R4AXEL Transfer Clutch (.071", 30T, 4.117" ID) 1987-97	5	TBA
138	69118A	Steel, R4AXEL Transfer Clutch (.063") 30 Teeth 1987-Up	4-6	TBA
138	69118AK	Steel, R4AXEL Transfer Clutch (.063") 30 Teeth Kolene, 2002-Up	4-6	TBA
138	69118B	Steel, R4AXEL Transfer Clutch (.078") 30 Teeth Kolene, 2002-Up	AR	TBA
138	69118C	Steel, R4AXEL Transfer Clutch (.095") 30 Teeth Kolene, 2002-Up	AR	TBA
138	69118D	Steel, R4AXEL Transfer Clutch (.110") 30 Teeth Kolene, 2002-Up	AR	TBA
PRESSURE PLATES				
144	69712	Pressure Plate, R4AXEL 2nd & 4th Clutch (21 Teeth) 5.94mm (5 5/8" ID) 1999-Up (The 3rd Set From Pump) Sets In The Case (Missing 3 Teeth)	1	TBA
145	69712A	Apply Plate, R4AXEL 2nd & 4th Clutch (23 Teeth) .784" (5 5/8" ID) 1999-Up (The 3rd Set From Pump) Sets In Case (Missing 1 Tooth)	1	TBA
146	69717	Pressure Plate, R4AXEL High Clutch (Selective 3.6mm-5.0mm) 1987-98	1	TBA
146	69717A	Pressure Plate, R4AXEL High Clutch (.149") 24 Wide Teeth 1995-98	1	TBA
146	69717B	Pressure Plate, R4AXEL High Clutch (4.84mm) 8T (4 3/8" ID) 1999-Up (In High/Overrun Drum)	1	TBA
147	69717C	Apply Plate, R4AXEL High Clutch (3.59mm) 8 Teeth (4 3/8" ID) 1999-Up	1	TBA
148	69714	Pressure Plate, R4AXEL Forward Clutch (Selective 8.0mm-9.2mm) 1987-98	1	TBA
148	69713	Press Plate, R4AXEL Low Clu (30T) 3.76mm (4 13/16" ID) (In Low/Rev Drum W/ Sprag) 99-Up	1	TBA
150	69715A	Pressure Plate, R4AXEL Reverse Clutch (Selective 4.6mm-5.4mm) 30T (5.345" ID) 1987-92	1	TBA
150	69716A	Pressure Plate, R4AXEL Reverse Clutch (Selective 4.6mm-5.8mm) 30T (5.080" ID) 1992-98	1	TBA
154	69718A	Pressure Plate, R4AXEL Low/Reverse Clutch (Selective 6.5mm-8.4mm) 1987-Up	1	TBA
156	69713A	Pressure Plate, R4AXEL Overrun Clutch (Selective 8.0mm-9.2mm) 1987-98	1	TBA

R4AXEL, 4EAT 4-SPEED

ILL#	Part#		QTY	REF#
156.....	69721.....	Press Plate, R4AXEL O-Run Clu (32T) 4.36mm (5 3/16" ID) 1999-Up (In High/Overrun Drum)	1.....	TBA
158.....	69719.....	Pressure Plate, R4AXEL Transfer Clutch (.127") 1987-Up.....	1.....	TBA
158.....	69719B.....	Pressure Plate, R4AXEL Transfer Clutch (.143") 1987-Up.....	1.....	TBA
158.....	69719A.....	Pressure Plate, R4AXEL Transfer Clutch (.159") 1987-Up.....	1.....	TBA
VALVE BODY KITS				
NI.....	K69908.....	Shift Kit, R4AXEL Subaru 4 Speed Electronic (Transgo)	1.....	SK® RE4R01A
NI.....	K69908LR.....	Valve Body Kit, R4AXEL, Quick, Clean Shifts, More Conv Holding, 1998-07 (RatioTek).....	1.....	RT-4ATAXLE
NI.....	K69908LHDR.....	Valve Body Kit, R4AXEL, Hi-Perf, Quick, Clean Shifts, More Conv Holding, 1998-07 (RatioTek).....	1.....	RT-4ATAXLEHD
SEALING RINGS				
175.....	K69901J.....	Ring Kit, R4AXEL (Teflon) 1987-98.....	1.....	TBA
175.....	K69901L.....	Ring Kit, R4AXEL (Teflon) 1999-Up.....	1.....	TBA
WASHERS & BEARINGS				
200.....	K69907J.....	Washer Kit, R4AXEL, 1987-98.....	1.....	TBA
211.....	93400AA.....	Washer, R4AXEL Stator To Reverse Drum (.028") (Plastic) 1987-98.....	1.....	31528-21X01
211.....	93400.....	Washer, R4AXEL Stator To Reverse Drum (.035") (Plastic) 1987-98.....	1.....	31528-21X01
211.....	93400C.....	Washer, R4AXEL Stator To Reverse Drum (.043") (Plastic) 1987-98.....	1.....	31528-21X02
211.....	93400A.....	Washer, R4AXEL Stator To Reverse Drum (.051") (Plastic) 1987-98.....	1.....	31528-21X03
211.....	93400D.....	Washer, R4AXEL Stator To Reverse Drum (.059") (Plastic) 1987-98.....	1.....	31528-21X04
211.....	96400B.....	Washer, R4AXEL Stator To Reverse Drum (.067") (Plastic) 1987-98.....	1.....	31528-21X05
211.....	93400E.....	Washer, R4AXEL Stator To Reverse Drum (.075") (Plastic) 1987-98.....	1.....	31528-21X06
220.....	69408B.....	Bearing W/Race, R4AXEL Stator To High Drum (1.840" OD) 1987-98.....	1.....	TBA
220.....	69408BA.....	Bearing W/Races, R4AXEL Stator To High/Overrun Drum (1.880" OD) 1999-Up.....	1.....	TBA
221.....	69409.....	Race, R4AXEL Stator To High Drum 1987-98.....	1.....	TBA
229.....	69831.....	Bearing W/Races, R4AXEL High Hub To High Drum (.125" Thick) Also Fits High Hub To Shell	1.....	TBA
229.....	69831A.....	Bearing W/Races, R4AXEL High/Overrun Drum To Hub 1999-Up.....	1.....	TBA
232.....	69826.....	Bearing, R4AXEL Forward Clutch Drum To Rear Support 1987-98.....	1.....	TBA
232.....	69826A.....	Bearing W/Race, R4AXEL (Subaru) High Hub (Both Sides) 1987-98.....	1.....	TBA
235.....	69822A.....	Roller Cage Bearing, R4AXEL Forward Clutch Drum To Support 1987-Up	1.....	TBA
236.....	69421.....	Washer, R4AXEL Under Front Pinion Nut 1987-Up	1.....	TBA
238.....	69412F.....	Bearing, R4AXEL Front Planet To Rear 1987-98.....	1.....	TBA
238.....	69412.....	Bearing W/Races, R4AXEL Front Planet To Rear 1999-Up	1.....	TBA
241.....	69833.....	Bearing, R4AXEL High Clutch Hub To Drive Shell 1987-98 (Use 23229)	1.....	TBA
241.....	69833A.....	Bearing W/Races, R4AXEL Hub With Sun Gear (Both Sides) 1999-Up	1.....	TBA
243.....	69411F.....	Race, R4AXEL Rear Planet To Ring Gear 1999-Up.....	1.....	TBA
244.....	69411FA.....	Bearing W/Race, R4AXEL Shell To Front Planet 1987-98.....	1.....	TBA
244.....	69411B.....	Bearing W/Race, R4AXEL Rear Planet To Ring Gear 1999-Up.....	1.....	TBA
244.....	69411FB.....	Brg W/Races, R4AXEL Shell To Front Planet 1987-98 (Also Rear Planet To Ring Gr, 87-98.....	1-2.....	TBA
247.....	69441A.....	Bearing, R4AXEL Rear Sun Gear To Rear Planet 1987-98	1.....	TBA
247.....	69441B.....	Bearing, R4AXEL Rear Sun Gear To Rear Planet (Stays in Planet) 1999-Up	1.....	TBA
254.....	69414.....	Washer, R4AXEL Rear Planet Ring Gear To Clutch Hub (Plastic) 1987-98.....	1.....	31508-41X00
256.....	69422.....	Washer, R4AXEL Under Driven Transfer Gear Nut (Pinion Shaft) 1987-Up	1.....	TBA
259.....	69423.....	Race, R4AXEL Rear Hub To Rear Support Bearing # 260 1999-Up.....	1.....	TBA
260.....	69417AA.....	Bearing W/Races, R4AXEL Rear Hub To Rear Support 1987-98	1.....	31407-41X11
260.....	69417AB.....	Bearing W/Race, R4AXEL Rear Hub To Rear Support 1999-Up	1.....	TBA
263.....	69418B.....	Ball Bearing, R4AXEL Drive Transfer Gear 1987-98.....	1.....	TBA
263.....	69418C.....	Ball Brg, R4AXEL Drive Transfer Gear 1999-Up (Narrow Single Roll Ball Brg) Cast# 6010-N	1.....	TBA
268.....	69424.....	Caged Needle Bearing, R4AXEL Output Shaft To Transfer Drum 1987-Up.....	1.....	TBA
271.....	29419A.....	Ball Bearing, R4AXEL Output Shaft To Extension Housing (3.340" OD) 1987-98	1.....	TBA
271.....	69419B.....	Ball Brg, R4AXEL Output Shaft To Ext Hsg (3.150" OD) 1999-Up (Also Driven Transfer Gear).....	1-2.....	TBA
272.....	69425.....	Shim, R4AXEL Gear # 271 To Extension Housing (.005") 1987-98.....	1.....	TBA
274.....	69426.....	Bearing, R4AXEL Pinion To Retainer 1987-Up	2.....	TBA
277.....	69427.....	Shim, R4AXEL Under Pinion Shaft 1987-Up.....	1.....	TBA
279.....	69428.....	Bearing, R4AXEL Drive Gear To Transfer Clutch Drum 1987-Up	1.....	TBA
281.....	69429.....	Ball Bearing, R4AXEL Driven Transfer Gear 1987-98.....	2.....	TBA
281.....	69429A.....	Ball Bearing, R4AXEL Driven Transfer Gear (Use 23271E) 1999-Up.....	1.....	TBA
286.....	69824.....	Washer, R4AXEL Low Sprag 1987-Up.....	1.....	TBA
GASKETS & RUBBER COMPONENTS				
300.....	69503.....	Gasket, R4AXEL Bottom Pan 1987-6/97.....	1.....	31397-AA041
300.....	69504.....	Gasket, R4AXEL Bottom Pan 7/98-Up.....	1.....	TBA
305.....	69507J.....	Gasket, R4AXEL Extension Housing (Paper) 1987-6/1998	1.....	TBA
305.....	69507JM.....	Gasket, R4AXEL Extension Housing (Metal) 7/1998-01	1.....	TBA
TECHNICAL MANUALS				
400.....	TMSUB4.....	Technical Manual, R4AXEL (4 Speed Subaru).....	1.....	83-SUBA4TM

SUBARU

R4AXEL, 4EAT 4-SPEED

ILL#	Part#		QTY	REF#
ELECTRICAL COMPONENTS				
410.....	69991M	Switch, Neutral Safety 1987-98.....	1.....	TBA
410.....	69991N	Switch, Neutral Safety 1999-Up.....	1.....	TBA
420.....	69976	Solenoid Assembly, 4 Solenoids (Shift A / Shift B / EPC / Coast) 1987-98.....	1.....	31939-AA000
420.....	69976A	Solenoid Assembly, 7 Solenoids, 1999-04.....	1.....	TBA
420.....	69976T	Solenoid Assembly, 7 Solenoids, 2005-Up.....	1.....	TBA
421.....	69971N	Solenoid, Shift #1, Green Conn, 1999-04.....	1.....	31939-AA110
422.....	69972N	Solenoid, Shift #2, Yellow Conn, 1999-04.....	1.....	31939-AA180
423.....	69975N	Solenoid, EPC Red Conn, 1999-04 (Also 2-4 Brake Duty 1999-04).....	1.....	31939-AA190
NI.....	69980T	Solenoid, Linear - Line Pressure Control, 2005-Up.....	1.....	TBA
425.....	69973M	Solenoid, Lock-Up / TCC 1987-98.....	1.....	31939-AA020
425.....	69973N	Solenoid, Lock-Up / TCC Blue Conn, 1999-04.....	1.....	31939-AA080
425.....	69973N	Solenoid, Lock-Up / TCC Gray Conn, 2005-Up.....	1.....	TBA
426.....	69977N	Solenoid, Low Clutch Timing Gray Conn, 1999-04.....	1.....	31939-AA090
NI.....	69977T	Solenoid, Low Clutch Duty Brown Conn, 2005-Up.....	1.....	TBA
NI.....	69970T	Solenoid, Low / Reverse Duty Gray Conn, 2005-Up.....	1.....	TBA
431.....	69975N	Solenoid, 2-4 Brake Duty Red Conn, 1999-04 (Also EPC 1999-04).....	1.....	31939-AA190
431.....	69975T	Solenoid, 2-4 Brake Duty Brown Conn, 2005-Up.....	1.....	TBA
NI.....	69974N	Solenoid, 2-4 Brake Timing Black Conn, 1999-04.....	1.....	31939-AA100
NI.....	69978T	Solenoid, High Clutch Duty Gray Conn, 2005-Up.....	1.....	TBA
432.....	69979	Solenoid, Transfer Clutch Duty, 1987-E95.....	1.....	31942-AA061
432.....	69979A	Solenoid, Transfer Clutch Duty, L95-98.....	1.....	31942-AA090
432.....	69979M	Solenoid, Transfer Clutch Duty, L98-03.....	1.....	31942-AA103
432.....	69979N	Solenoid, Transfer Clutch Duty, 03-06.....	1.....	31942-AA130
432.....	69979T	Solenoid, Transfer Clutch Duty (On Valve Body) 2005-Up.....	1.....	TBA
436.....	69954M	Sensor, R4AXEL Speed 1987-98.....	1.....	TBA
446.....	69988M	Wire Harness, Internal 1987-98.....	1.....	TBA
446.....	69988N	Wire Harness, Internal 1999-04.....	1.....	TBA
446.....	69988T	Wire Harness, Internal 2005-Up.....	1.....	TBA
PUMPS & PUMP COMPONENTS				
500.....	69912J	Pump, Complete R4AXEL 1987-98.....	1.....	TBA
500.....	69912JA	Pump, Complete R4AXEL 1999-Up.....	1.....	TBA
511.....	69805A	Housing, R4AXEL Pump (Case Cover) Less Rotor Kit 1987-98.....	1.....	TBA
511.....	69805B	Housing, R4AXEL Pump (Case Cover) Less Pump Gears 1999-Up.....	1.....	TBA
520.....	69910J	Stator, R4AXEL Pump Support (2 Bushing Type) (10 Bolt) 1987-98.....	1.....	TBA
520.....	69910JA	Stator, R4AXEL Pump Support (3 Bushing Type) (10 Bolt) 1987-98.....	1.....	TBA
520.....	69910JB	Stator, R4AXEL Pump Support (8 Bolt) 1999-Up.....	1.....	TBA
530.....	K69201J	Gear Set, R4AXEL Pump (With Milled Flat Inner Gear) 1999-Up.....	1.....	TBA
531.....	K69802	Rotor Kit, R4AXEL Pump (Vanes, Rotor, Rings, Spring, Slide) 1987-98.....	1.....	TBA
DRUMS & CLUTCH HUBS				
554.....	69941J	Drum, R4AXEL Forward Clutch With Hub 1987-98.....	1.....	TBA
554.....	69941JA	Drum, R4AXEL Low Clutch With Hub 1999-Up.....	1.....	TBA
555.....	69942J	Drum, R4AXEL High Clutch (27T Steels) 3-5 Clutch (5 3/4" OD) 34T Rev Hub, 1987-98.....	1.....	31541-21X05
555.....	69942JA	Drum, R4AXEL High Clutch (24 Teeth Steels) 38 Teeth Reverse Clutch Hub 1995-98.....	1.....	TBA
555.....	69942JB	Drum, R4AXEL High/Overrun Clutch 1999-Up.....	1.....	TBA
556.....	69943	Drum, R4AXEL Reverse Clutch (6 5/8" OD) 2 Clutch 1987-98.....	1.....	TBA
558.....	69851	Drum, R4AXEL Transfer Clutch (5 Clutch) (Retainer Has No Seal) 1987-89.....	1.....	TBA
558.....	69851A	Drum, R4AXEL Transfer Clutch (6 Clutch) (Retainer Has Molded Rubber) 1990-98.....	1.....	TBA
558.....	69851AA	Drum, R4AXEL Transfer Clutch (6 Clutch) 1999-Up.....	1.....	TBA
564.....	K69941J	Piston & Drum Kit, R4AXEL Forward Clutch 1987-98.....	1.....	TBA
574.....	69845	Clutch Hub, R4AXEL Forward Clutch With Race 1987-98.....	1.....	TBA
575.....	69832	Clutch Hub, R4AXEL High Clutch 1987-98 (Uses A.125" Thick Bearing #229).....	1.....	TBA
575.....	69832A	Clutch Hub, R4AXEL High Clu (Cast Iron) Wide Teeth (Uses .150" Thk #229 Brg) 1987-98.....	1.....	TBA
575.....	69832F	Clutch Hub, R4AXEL High Clutch 1998-Up.....	1.....	TBA
579.....	69944	Clutch Hub, R4AXEL Overrun Clutch (4 5/8" OD) 1987-98.....	1.....	TBA
PLANETS, RING GEARS, SUN GEARS & SHELLS				
582.....	69982	Planet, R4AXEL Front 1987-98 (Use K69982J).....	1.....	TBA
582.....	69982JA	Planet, R4AXEL Front 1999-Up.....	1.....	TBA
583.....	K69982J	Planet Kit, R4AXEL (Front & Rear) (W/ #622 To # 594) 42T Rear Sun Gear W/ 4 Notches.....	1.....	TBA
		(Shell Has 33T, 1.885" OD, 8 Lugs) 1987-98 (#052 Bsh Left Out For Added Lube).....		
583.....	K69982JA	Planet Kit, R4AXEL (37 Teeth Rear Sun Gear) (Contains: #612 To #594) 1999-Up.....	1.....	TBA
583.....	K69982JB	Planet Kit, R4AXEL (42 Teeth Rear Sun Gear) (Contains: #612 To #594) 1999-Up.....	1.....	TBA
584.....	69983	Planet, R4AXEL Rear 1987-98 (Can Use K69982J).....	1.....	TBA
584.....	69983F	Planet, R4AXEL Rear (37 Teeth Rear Sun Gear) 1999-Up (Can Use K69982JA).....	1.....	TBA
594.....	69842	Ring Gear, R4AXEL Rear With Race 1987-98.....	1.....	TBA

R4AXEL, 4EAT 4-SPEED

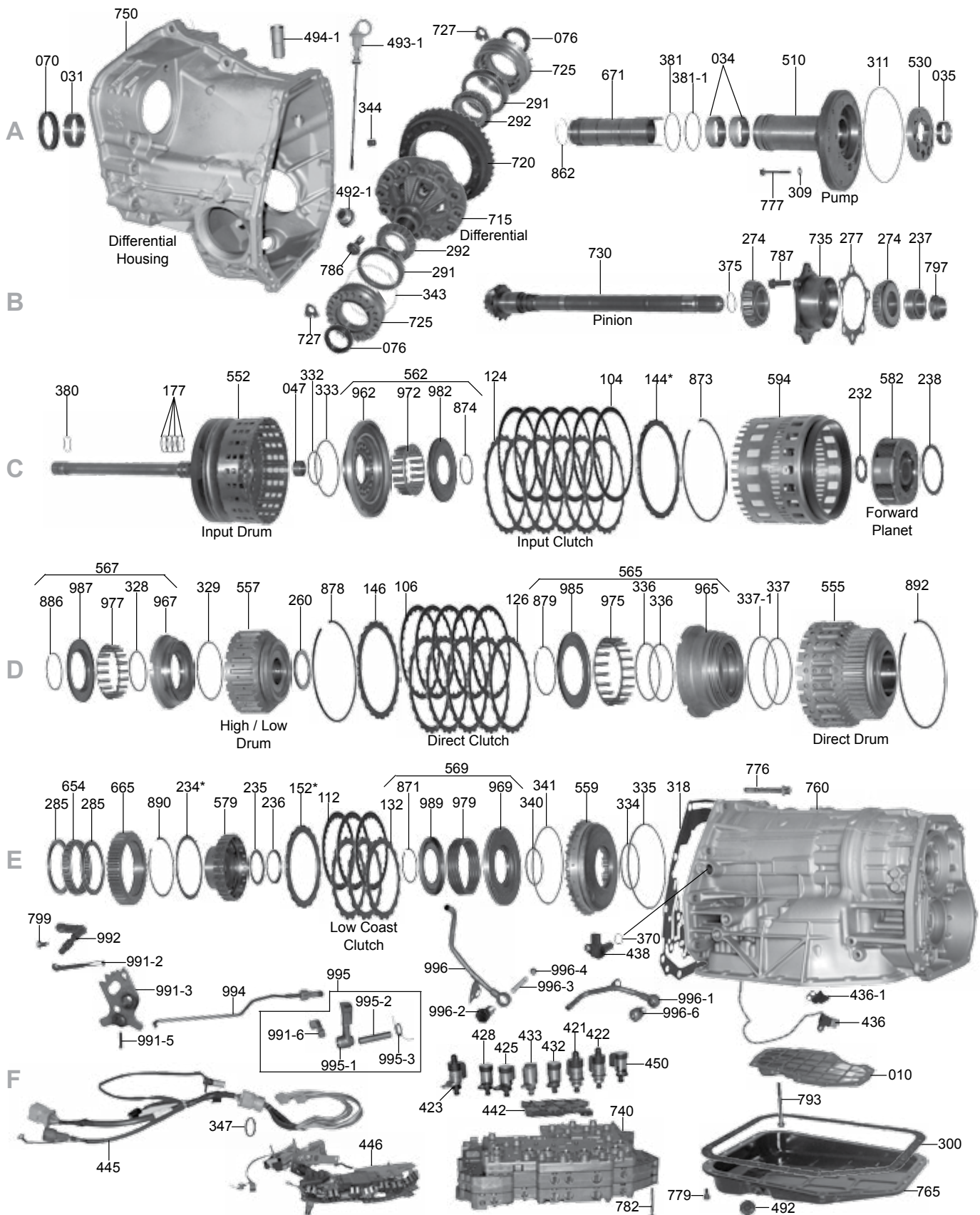
ILL#	Part#		QTY	REF#
594.....	69842F.....	Ring Gear, R4AXEL Rear 1999-Up.....	1.....	TBA
612.....	69832.....	Sun Gear W/Hub, R4AXEL Front Planet (33 Teeth Sun Gear) 1999-Up.....	1.....	TBA
614.....	69838.....	Sun Gear, R4AXEL Rear 1987-89.....	1.....	TBA
614.....	69838J.....	Sun Gear, R4AXEL Rear (With 6 Notches On Front Side) 37 Teeth 1999-Up.....	1.....	TBA
622.....	69834.....	Shell, R4AXEL With Sun Gear (33 Teeth Sun Gear) 1987-98.....	1.....	TBA
SPRAGS & ONE WAY CLUTCHES				
656.....	69727.....	Sprag, R4AXEL 3rd Clutch (28 Elements).....	1.....	TBA
658.....	69727.....	Sprag, R4AXEL Low (34 Elements) .404" Wide 1987-Up.....	1.....	TBA
668.....	69732.....	Inner Race, R4AXEL Rear Support (Sprag Race) 1987-98.....	1.....	TBA
668.....	69732J.....	Inner Race, R4AXEL Rear Support (Sprag Race) 1999-Up.....	1.....	TBA
SHAFTS & GEARS				
670.....	69806J.....	Input Shaft, R4AXEL 1987-98.....	1.....	TBA
670.....	69806JA.....	Input Shaft, R4AXEL 1999-Up.....	1.....	TBA
671.....	69956HP.....	Pump Shaft Hub, R4AXEL (2 Slots For Inner Pump Gear) 1987-98.....	1.....	TBA
671.....	69956AHP.....	Pump Shaft Hub, R4AXEL (2 Flats For Inner Pump Gear) 1999-Up.....	1.....	TBA
677.....	69818.....	Shaft, R4AXEL Axle 1987-98.....	2.....	TBA
677.....	69818J.....	Shaft, R4AXEL Axle 1999-Up.....	2.....	TBA
710.....	69985.....	Gear, R4AXEL Reduction Drive (47 Teeth With Shaft) 4x4 1987-98.....	1.....	TBA
710.....	69985A.....	Gear, R4AXEL Reduction Drive (53 Teeth With Shaft) 4x4 1987-98.....	1.....	TBA
710.....	69985B.....	Gear, R4AXEL Reduction Drive (53 Teeth With Shaft) 4x4 1999-Up.....	1.....	TBA
710.....	69985BA.....	Gear, R4AXEL Reduction Drive (53 Teeth With Out Shaft) 4x4 1999-Up.....	1.....	TBA
710.....	69985C.....	Gear, R4AXEL Reduction Drive (47 Teeth With Shaft) 2WD 1987-98.....	1.....	TBA
710.....	69985D.....	Gear, R4AXEL Reduction Drive (53 Teeth With Shaft) 2WD 1987-98.....	1.....	TBA
712.....	69852.....	Gear, R4AXEL Driven Transfer (47 Teeth) 1987-98.....	1.....	TBA
712.....	69852A.....	Gear, R4AXEL Driven Transfer (53 Teeth) 1987-98.....	1.....	TBA
712.....	69852B.....	Gear, R4AXEL Driven Transfer (53 Teeth) 1999-Up.....	1.....	TBA
DIFFERENTIALS & COMPONENTS				
715.....	69820.....	Differential, R4AXEL (37 Teeth) 1987-98.....	1.....	TBA
715.....	69820A.....	Differential R4AXEL (39 Teeth) 1987-98.....	1.....	TBA
715.....	69820B.....	Differential, R4AXEL (37 Teeth) 1999-Up.....	1.....	TBA
715.....	69820C.....	Differential, R4AXEL (38 Teeth) 1999-Up.....	1.....	TBA
715.....	69820D.....	Differential, R4AXEL (40 Teeth) 1999-Up.....	1.....	TBA
715.....	K69820D.....	Diff Assy, R4AXEL (40T Ring Gr, 9T Pinion) Includes: #715+750+730) 1999-Up.....	1.....	TBA
725.....	69819.....	Retainer, R4AXEL Differential Bearing (Both Sides) 1987-98.....	2.....	TBA
725.....	69819JA.....	Retainer, R4AXEL Differential Bearing (Drivers Side) 1999-Up.....	1.....	TBA
725.....	69819JB.....	Retainer, R4AXEL Differential Bearing (Passengers Side) Adjuster 1999-Up.....	1.....	TBA
727.....	69083.....	Clips, R4AXEL Holds Differential Retainer In Place 1987-98.....	2.....	TBA
727.....	69083F.....	Clips, R4AXEL Holds Differential Retainer In Place 1999-Up.....	2.....	TBA
730.....	69813.....	Pinion Shaft, R4AXEL (9 Teeth) 1987-98.....	1.....	TBA
730.....	69813A.....	Pinion Shaft, R4AXEL (10 Teeth) 1987-98.....	1.....	TBA
730.....	69813B.....	Pinion Shaft, R4AXEL (9 Teeth) Fits A 37 Teeth Ring Gear 1999-Up.....	1.....	TBA
730.....	69813C.....	Pinion Shaft, R4AXEL (9 Teeth) Fits A 38 Teeth Ring Gear 1999-Up.....	1.....	TBA
730.....	69813D.....	Pinion Shaft, R4AXEL (9 Teeth) Fits A 40 Teeth Ring Gear 1999-Up.....	1.....	TBA
735.....	69816.....	Retainer, R4AXEL Pinion (Cast Iron) 4 Bolt 1987-98.....	1.....	TBA
735.....	69816A.....	Retainer, R4AXEL Pinion (Cast Iron) 4 Bolt 1999-Up.....	1.....	TBA
736.....	69816B.....	Retainer, R4AXEL Pinion Seal (3 Bolt) Aluminum 1987-98.....	1.....	TBA
736.....	69816C.....	Retainer, R4AXEL Pinion Seal (3 Bolt) Aluminum 1999-Up.....	1.....	TBA
VALVE BODIES				
740.....	69812.....	Valve Body, R4AXEL (5 Solenoids) With Tubes 1987-98.....	1.....	TBA
740.....	69812A.....	Valve Body, R4AXEL (7 Solenoids) (Cast # 214074) 1999-Up.....	1.....	TBA
740.....	69812B.....	Valve Body, R4AXEL (7 Solenoids) (Cast # 214087) 1999-Up (Uses 7 Solenoids, But Has An Extra Solenoid Hole, But Has No Solenoid In It).....	1.....	TBA
740.....	69812C.....	Valve Body, R4AXEL (8 Solenoids) (Cast # 214087) 1999-Up.....	1.....	TBA
HOUSINGS, CASES & PANS				
744.....	69651.....	Duty Valve Assembly, R4AXEL (Bolts To Rear Of Case) 1987-98.....	1.....	TBA
744.....	69651A.....	Duty Valve Assembly, R4AXEL (Bolts To Rear Of Case) 1999-Up.....	1.....	TBA
750.....	69808J.....	Bell Housing, R4AXEL (With Push In Dipstick) 1987-98.....	1.....	TBA
750.....	69808JA.....	Bell Housing, R4AXEL (With Screw In Dipstick) 1987-98.....	1.....	TBA
750.....	69808JB.....	Bell Housing, R4AXEL (With Speed-O Hole) 1999-Up.....	1.....	TBA
750.....	69808JC.....	Bell housing, R4AXEL (No Speed-O Hole) 1999-Up.....	1.....	TBA
760.....	69701J.....	Case, R4AXEL (Model) 1987-98.....	1.....	TBA
760.....	69701F.....	Case, R4AXEL 1999-Up.....	1.....	TBA
765.....	69817.....	Pan, R4AXEL (1987-92 Coupe, Sedan, Wagon, Loyale, XT, XT6).....	1.....	TBA

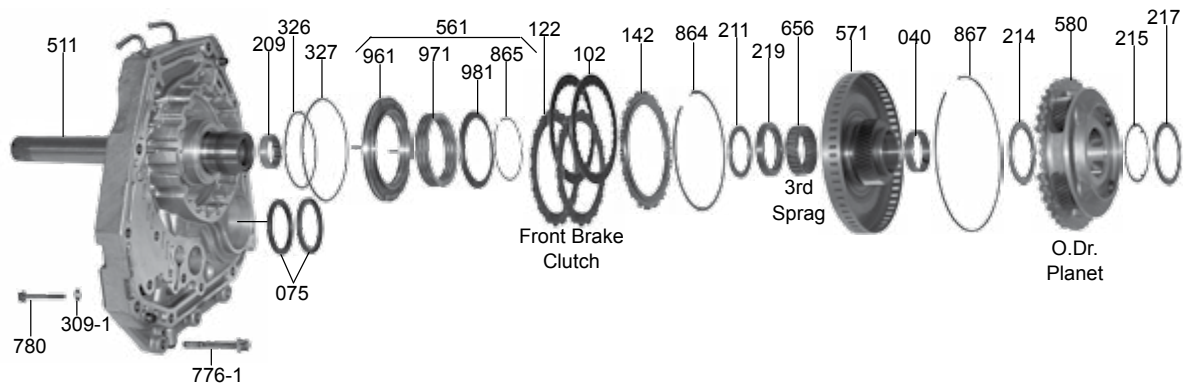
SUBARU

R4AXEL, 4EAT 4-SPEED

ILL#	Part#		QTY	REF#
765.....	69817A.....	Pan, R4AXEL (1990-98 Legacy, SVX, Impreza)	1.....	TBA
765.....	69817B.....	Pan, R4AXEL 1999-Up.....	1.....	TBA
770.....	69854.....	Extension Housing, R4AXEL 2WD (Rear Cover) 1987-98.....	1.....	TBA
770.....	69853.....	Extension Housing, R4AXEL 4x4 (XT, XT6, Loyale) 1988-92.....	1.....	TBA
770.....	69853A.....	Extension Housing, R4AXEL 4x4 (Legacy, SVX, Impreza) 1990-98.....	1.....	TBA
770.....	69853B.....	Extension Housing, R4AXEL 4x4 (1 1/8" From Gasket To Speed-O) 1999-Up.....	1.....	TBA
770.....	69853C.....	Extension Housing, R4AXEL 4x4 (4 3/8" From Gasket To Speed-O) 1999-Up.....	1.....	TBA
796.....	69084.....	Nut, R4AXEL Driven Transfer Gear 1987-Up.....	1.....	TBA
797.....	69084A.....	Nut, R4AXEL Holds Collar To Pinion Shaft 1987-Up.....	1.....	TBA
853.....	69141A.....	Cushion Spring, R4AXEL Forward Clutch 1987-98.....	1.....	TBA
853.....	69141B.....	Cushion Spring, R4AXEL Low Clutch 1999-Up.....	1.....	TBA
854.....	69142A.....	Cushion Spring, R4AXEL Reverse Clutch.....	1.....	TBA
856.....	69143A.....	Cushion Spring, R4AXEL Overrun Clutch 1987-98.....	1.....	TBA
856.....	69143B.....	Cushion Spring, R4AXEL Overrun Clutch 1999-Up.....	1.....	TBA
857.....	69144A.....	Cushion Spring, R4AXEL Low/Reverse Clutch (.090") (Takes 2) 1987-98.....	2.....	TBA
857.....	69144B.....	Cushion Spring, R4AXEL Low/Reverse Clutch (.070") 1999-Up.....	1.....	TBA
SERVOS, ACCUMULATORS, PISTONS & MISCELLANEOUS				
900.....	69811.....	Servo Assembly, R4AXEL Overdrive Band 1987-98.....	1.....	TBA
918.....	69085.....	Bolt, R4AXEL Band Adjusting 1987-98.....	1.....	TBA
925.....	K69998A.....	Accumulator Assembly, R4AXEL 1987-98.....	1.....	TBA
956.....	69733A.....	Housing, R4AXEL 2nd & 4th Brake Clutch Piston (Tin) 1999-Up.....	1.....	TBA
962.....	69762A.....	Piston, R4AXEL 2nd & 4th Brake Clutch 1999-Up.....	1.....	TBA
964.....	69764A.....	Piston, R4AXEL Forward Clutch 1987-98.....	1.....	TBA
964.....	69764B.....	Piston, R4AXEL Low Clutch 1999-Up.....	1.....	TBA
965.....	69765A.....	Piston, R4AXEL High Clutch 1987-98.....	1.....	TBA
965.....	69765B.....	Piston, R4AXEL High Clutch 1999-Up.....	1.....	TBA
966.....	69766A.....	Piston, R4AXEL Reverse Clutch 1987-98.....	1.....	TBA
967.....	69828.....	Piston, R4AXEL Low/Reverse Clutch 1987-98.....	1.....	TBA
967.....	69828A.....	Piston, R4AXEL Low/Reverse Clutch 1999-Up.....	1.....	TBA
968.....	69855B.....	Piston, R4AXEL Transfer Clutch 1987-98.....	1.....	TBA
968.....	69855.....	Piston, R4AXEL Transfer Clutch (Outer, Molded) 1999-Up.....	1.....	TBA
968-1.....	69856A.....	Piston, Balance R4AXEL Transfer Clutch (Inner, Molded) 11/92-6/98.....	1.....	33283-AA000
968-1.....	69856.....	Piston, Balance R4AXEL Transfer Clutch (Inner, Molded) 7/98-Up.....	1.....	33283-AA010
969.....	69769A.....	Piston, R4AXEL Overrun Clutch (In Forward Drum) 1987-98.....	1.....	TBA
969.....	67769B.....	Piston, R4AXEL Overrun Clutch (In High/Overrun Drum) 1999-Up.....	1.....	TBA
972.....	69872A.....	Spring W/Retainer, R4AXEL 2nd & 4th Brake Clutch Return 1999-Up.....	1.....	TBA
974.....	69878A.....	Spring, R4AXEL Forward Clutch Return 1987-98.....	1.....	TBA
974.....	69878B.....	Spring W/Retainer, R4AXEL Low Clutch Return 1999-Up.....	1.....	TBA
975.....	69875A.....	Spring, R4AXEL High Clutch Return 1987-98.....	1.....	TBA
975.....	69875B.....	Spring W/Retainer, R4AXEL High/Overrun Clutch Return 1999-Up.....	1.....	TBA
976.....	69876A.....	Spring, R4AXEL Reverse Clutch Return 1987-98.....	1.....	TBA
977.....	69877A.....	Spring, R4AXEL Low/Reverse Clutch Return 1987-98.....	1.....	TBA
977.....	69877B.....	Spring, R4AXEL Low/Reverse Clutch Return (Spiral) 1999-Up.....	1.....	TBA
978.....	69878A.....	Retainer W/Spring, R4AXEL Transfer Clutch 1987-98.....	1.....	TBA
978.....	69878B.....	Spring, R4AXEL Transfer Clutch (Spiral) 1999-Up.....	1.....	TBA
983.....	69601A.....	Snap Ring, R4AXEL Holds Reverse Clutch Retainer In 1987-98.....	1.....	TBA
984.....	69774A.....	Retainer, R4AXEL Forward Clutch Spring 1987-98.....	1.....	TBA
984.....	69774B.....	Retainer, R4AXEL Low Clutch (With Molded Rubber) 1999-Up.....	1.....	TBA
985.....	69857A.....	Retainer, R4AXEL High Clutch Spring 1987-98.....	1.....	TBA
985.....	69857.....	Retainer, R4AXEL High/Overrun Clutch (Bonded) 1999-Up.....	1.....	TBA
986.....	69776A.....	Retainer, R4AXEL Reverse Clutch Spring 1987-98.....	1.....	TBA
987.....	69777A.....	Retainer, R4AXEL Low/Reverse Clutch Spring 1987-98.....	1.....	TBA
987.....	69777B.....	Retainer, R4AXEL Low/Reverse Clutch Spring 1999-Up.....	1.....	TBA
991.....	K69626A.....	Linkage Assembly, R4AXEL Internal 1987-98.....	1.....	TBA
991.....	K69626B.....	Linkage Assembly, R4AXEL Internal 1999-Up.....	1.....	TBA
995.....	K69629A.....	Park Pawl Assembly, R4AXEL 1987-98.....	1.....	TBA
995.....	K69629B.....	Park Pawl Assembly, R4AXEL 1999-Up.....	1.....	TBA
999.....	K69632A.....	Tube Set, R4AXEL (2WD) 1987-98.....	1.....	TBA
999.....	K69632B.....	Tube Set, R4AXEL (4x4) 1987-98.....	1.....	TBA
999.....	69633.....	Tube, R4AXEL Oil 1999-Up.....	1.....	TBA

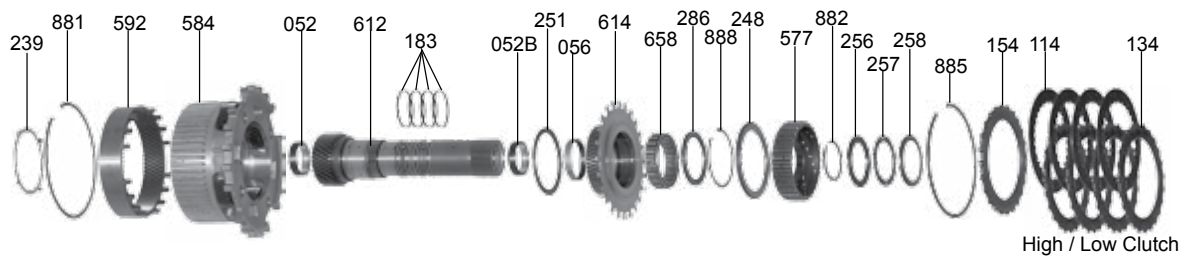
5EAT 5-SPEED



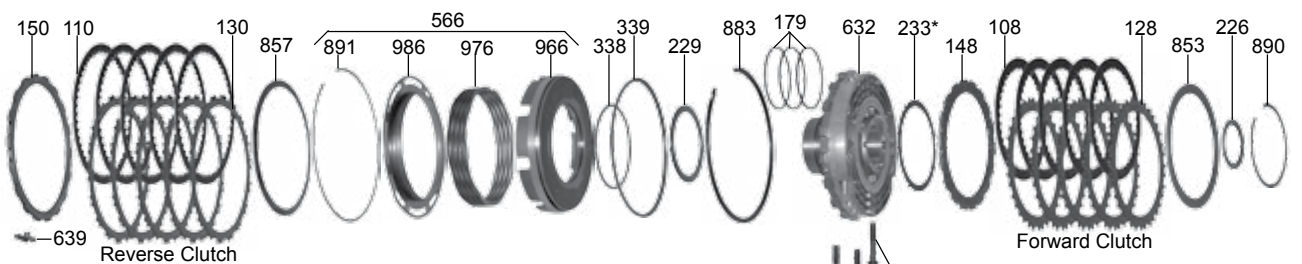


A

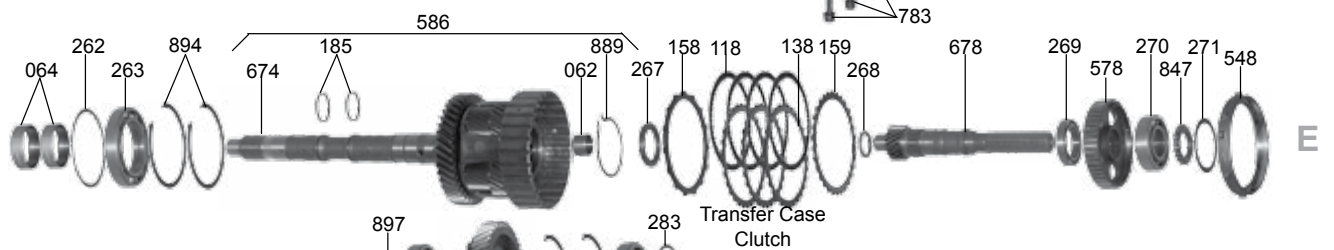
B



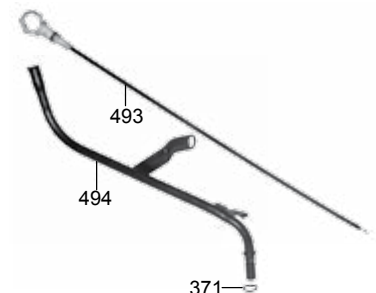
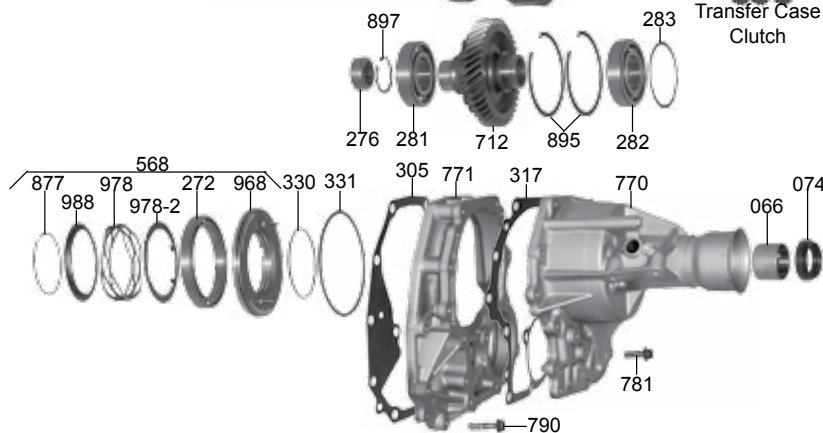
C



D



E



F

5EAT 5-SPEED

ILL#	Part#		QTY	REF#
OVERHAUL KITS & PISTON KITS				
NI.....	K131900.....	Overhaul Kit, 5EAT W/Pistons, 2005-Up	1	N/A
NI.....	K131900X	Overhaul Kit, 5EAT W/Out Pistons, 2005-Up	1	N/A
NI.....	K123900-99.....	Kit, Bonded Piston Retainers, 5EAT, 3-Pistons, 2005-Up	1	N/A
MASTER L/STEEL KITS				
NI.....	DK13100S.....	Master L/Steels Kit, 5EAT W/Pistons, 2005-Up	1	N/A
NI.....	DK13100XS	Master L/Steels Kit, 5EAT W/Out Pistons, 2005-Up	1	N/A
MASTER W/STEELS KITS				
NI.....	DK13100	Master W/Steels Kit, 5EAT W/Pistons, 2005-Up	1	N/A
NI.....	DK13100X.....	Master W/Steels Kit, 5EAT W/Out Pistons, 2005-Up	1	N/A
FILTERS				
010.....	131710	Filter, 5EAT Internal (16 Bolt) 2005-08	1	TBA
010.....	131710A.....	Filter, 5EAT Internal (Plastic) 2009-Up	1	TBA
010.....	131710B.....	Filter, 5EAT Internal (Metal) 2009-Up	1	TBA
013.....	69710M	Filter, 5EAT, External, Spin-On, 2005-08	1	38325-AA032
BUSHINGS				
030.....	K131901.....	Bushing Kit, 5EAT, 2005-Up	1	TBA
034.....	131005	Bushing, 5EAT Pump Body Tube (Front & Rear)(.725" Thick)(1.875" OD) 2005-Up (Takes 2)	2	TBA
035.....	131006	Bushing, 5EAT Inner Pump Gear (.410" Thick)(1.575" OD)(1.395" ID) 2005-Up	1	TBA
040.....	123017	Bushing, 5EAT Front Brake Clutch Hub 2005-Up	1	TBA
047.....	123009	Bushing, 5EAT Input Clutch Drum (Rear) 2005-Up	1	TBA
052.....	123018	Bushing, 5EAT Forward Sun Gear Shaft (Front) (1.240" ID)(With Dimples) 2005-Up	1	TBA
052.....	123018B.....	Bushing, 5EAT Forward Sun Gear Shaft (Rear)(1.353" ID) 2005-Up	1	TBA
056.....	123019	Bushing, 5EAT Rear Sun Gear (1.948" ID) 2005-Up	1	TBA
062.....	131007	Bushing, 5EAT Intermediate Shaft/Sun Gear (.460" Thick)(.990" OD)(.850" ID) 2005-Up	1	TBA
064.....	131008	Bushing, 5EAT Case (Rear) (.375" Thick)(1.545" OD)(1.385" ID) 2005-Up (Takes 2)	2	TBA
066.....	131020	Bushing, 5EAT Rear Extension Housing (1.378" ID)(1.652" Long) 2005-Up	1	TBA
METAL CLAD SEALS				
070.....	69208	Seal, 5EAT Front (.390" Thick)(2.580" OD)(1.955" ID) 2005-Up	1	TBA
072.....	69209	Seal, 5EAT, Manual Lever	1	TBA
074.....	66558	Seal, 5EAT Rear Extension Hsg/Transfer Case, 2005-Up	1	TBA
075.....	69210	Seal, 5EAT Pinion Shaft/Front Output, 2005-Up	2	TBA
076.....	66547A.....	Seal, 5EAT Axle (Right Side) 2005-Up	1	TBA
076.....	66546A.....	Seal, 5EAT Axle (Left Side) 2005-Up	1	TBA
FRICTIONS				
102.....	131101	Friction, 5EAT Front Brake Clutch (Low) (.062")(30 Teeth)(5.225" OD) 2005-Up	2	TBA
104.....	123101	Friction, 5EAT Input/Interm Clutch (.069")(60 Teeth)(6 3/8" OD) 2005-Up	6	TBA
106.....	123106	Friction, 5EAT Direct Clutch (.071")(24 Teeth)(6 1/4" OD) 2005-Up	5	TBA
108.....	123105	Friction, 5EAT Forward Clutch (.061")(39 Teeth)(5.784" OD) 2005-Up	5	TBA
110.....	123103	Friction, 5EAT Reverse Clutch (.069")(50 Teeth) (6 5/8" OD) 2005-Up	5	TBA
112.....	123104	Friction, 5EAT Low Coast Clutch (.063")(30 Teeth)(5.216" OD) 2005-Up	3	TBA
114.....	123102	Friction, 5EAT High-Low Clutch (.063")(30 Teeth)(4.915" OD) 2005-Up	4	TBA
118.....	69108B.....	Friction, 5EAT Transfer Case Clutch (.071")(50 Teeth)(4.650" OD) 2005-Up	4	TBA
STEELS				
122.....	131100	Steel, 5EAT Front Brake Clutch (.110")(18 Teeth)(4.242" ID) 2005-Up	2	TBA
124.....	123111.....	Steel, 5EAT Input/Interm Clutch (.079")(24 Teeth)(5.673" ID) 2005-Up	6	TBA
126.....	123116	Steel, 5EAT Direct Clutch (.094")(24 Teeth)(5.539" ID) 2005-Up	5	TBA
128.....	123115	Steel, 5EAT Forward Clutch (.079")(18 Teeth)(4.895" ID) 2005-Up	5	TBA
130.....	123113	Steel, 5EAT Reverse Clutch (.079")(18 Teeth)(5 15/16" ID) 2005-Up	5	TBA
132.....	123114	Steel, 5EAT Low Coast Clutch (.079")(18 Teeth)(4.449" ID) 2005-Up	3	TBA
134.....	123112	Steel, 5EAT High/Low Clutch (.094")(24T)(3.735" ID)(.210" Wide Teeth) 2005-Up	4	TBA
138.....	69118AK.....	Steel, 5EAT Transfer Clutch (.063")(30 Teeth) 2005-Up	3	TBA
PRESSURE PLATES				
142.....	131715	Pressure Plate, 5EAT Front Brake Clutch, .148", 18T, 4.245" ID, 2005-Up	1	TBA
144.....	123715	Pressure Plate, 5EAT Input Clutch, .180", 24T, 5.682" ID, 2005-Up	1	TBA
146.....	123716	Pressure Plate, 5EAT Direct Clutch (.154")(24 Teeth)(5.539" ID) 2005-Up	1	TBA
148.....	123717	Pressure Plate, 5EAT Forward Clutch, .133", 18T, 4.895" ID, 2005-Up	1	TBA
148.....	123717A.....	Pressure Plate, 5EAT Forward Clutch, .146", 18T, 4.895" ID, 2005-Up	1	TBA
148.....	123717B.....	Pressure Plate, 5EAT Forward Clutch, .165", 18T, 4.895" ID, 2005-Up	1	TBA
148.....	123717C.....	Pressure Plate, 5EAT Forward Clutch, .173", 18T, 4.895" ID, 2005-Up	1	TBA

ILL#	Part#		QTY	REF#
150.....	123718	Pressure Plate, 5EAT Reverse Clutch (.165") (18 Teeth) (5 15/16" ID) 2005-Up	1	TBA
150.....	123718A	Pressure Plate, 5EAT Reverse Clutch (.173") (18 Teeth) (5 15/16" ID) 2005-Up	1	TBA
150.....	123718B	Pressure Plate, 5EAT Reverse Clutch (.181") (18 Teeth) (5 15/16" ID) 2005-Up	1	TBA
150.....	123718C	Pressure Plate, 5EAT Reverse Clutch (.189") (18 Teeth) (5 15/16" ID) 2005-Up	1	TBA
150.....	123718D	Pressure Plate, 5EAT Reverse Clutch (.197") (18 Teeth) (5 15/16" ID) 2005-Up	1	TBA
150.....	123718E	Pressure Plate, 5EAT Reverse Clutch (.205") (18 Teeth) (5 15/16" ID) 2005-Up	1	TBA
152.....	123719	Pressure Plate, 5EAT Low Coast Clutch (.164") (18 Teeth) (4.442" ID) 2005-Up	1	TBA
152.....	123719A	Pressure Plate, 5EAT Low Coast Clutch (.172") (18 Teeth) (4.442" ID) 2005-Up	1	TBA
154.....	123720	Pressure Plate, 5EAT High/Low Clu (.163") (24T) (3.740" ID) (Teeth .210" Wide) 2005-Up	1	TBA
154.....	123720A	Pressure Plate, 5EAT High/Low Clutch (.172") (24T) (3.740" ID) (Teeth .210" Wide) 2005-Up	1	TBA
158.....	69719	Pressure Plate, 5EAT Transfer Clu #158 & #159 (.127") (15 Teeth) (4.110" ID) 2005-Up	2	TBA
158.....	69719B	Pressure Plate, 5EAT Transfer Clu #158 & #159 (.143") (15 Teeth) (4.110" ID) 2005-Up	2	TBA
158.....	69719A	Pressure Plate, 5EAT Transfer Clu #158 & #159 (.159") (15 Teeth) (4.110" ID) 2005-Up	2	TBA
159.....	See #158	Pressure Plate, 5EAT Transfer Clutch	1	TBA
VALVE BODY KITS				
165.....	5EAT-HD2	Reprogramming Kit, 5EAT, Short Firm Shifts With Performance, 2005-Up	1	Transgo
SEALING RINGS				
175.....	K131903	Ring Kit, 5EAT, 2005-Up	1	TBA
WASHERS & BEARINGS				
209.....	131401	Caged Needle Bearing, 5EAT Pump Cover Plate (Stator)(Rear)(1.470" OD)	1	TBA
		(Cast # NTN 7E-HKS 33X38X12-1PX1) 2005-Up		
211.....	131402	Bearing, 5EAT Pump Cover (Stator) To Front Brake Clu Hub (.141" Thk) (2.485" OD) (1.893" ID)	1	TBA
214.....	131403	Bearing W/Races, 5EAT Transfer Case Planet To Output Shaft (.143" Thick) (2.949" OD)	1	TBA
		(2.212" ID) 2005-Up (Planet Must Be Taken Apart To Get Bearing Out)		
215.....	131404	Race, 5EAT OD Planet To Input Drum (.032" Thick) (2.810" OD) (2.468" ID) (W/3 Inner Tabs)	1	TBA
217.....	123418A	Bearing W/Race, 5EAT Overdrive Planet To Input Drum (.110" Thick) (2.948" OD) (2.325" ID)	1	TBA
219.....	131405	Caged Needle Bearing, 5EAT Front Brake Clutch Hub To Stator Shaft (.350" Thick) (2.495" OD)	1	TBA
		(Cast # NTN Japan NK 46.5 x 63.3 x 9) 2005-Up		
226.....	123419A	Bearing W/Race, 5EAT (Also #235) (.125" Thick) (2.355" OD) (1.787" ID) 2005-Up	1	TBA
229.....	123420A	Bearing W/Race, 5EAT Direct Clu Drum To Center Supp (.109" Thick) (3.615" OD, 2.938" ID)	1	TBA
232.....	123421A	Bearing W/Race, 5EAT Input Drum To Forward Planet (.110" Thick) (1.842" OD) (1.145" ID)	1	TBA
233.....	123402A	Washer, 5EAT (Also #234) (W/3 Outer Tabs) (.039" Thick) (4.250" OD) (3.618" ID) 2005-Up	1	TBA
234.....	123402A	Washer, 5EAT (Also #233) (W/3 Outer Tabs) (.039" Thick) (4.250" OD) (3.618" ID) 2005-Up	1	TBA
235.....	123419A	Bearing W/Race, 5EAT (Also #226) (.125" Thick) (2.355" OD) (1.787" ID) 2005-Up	1	TBA
236.....	123433A	Race, 5EAT Low Coast Clutch Hub # 579 To Case (W/Shoulder) (2.258" OD) (1.788" ID) 2005-Up	1	TBA
237.....	131406	Spacer, 5EAT Pinion Bearing # 274 (Rear) To Nut (.700" Thick) (2.005" OD) (1.360" ID) 2005-Up	1	TBA
238.....	123422A	Bearing W/Race, 5EAT Forward Planet To Rear Planet (.118" Thick) (3.295" OD) (2.708" ID)	1	TBA
239.....	123434A	Race, 5EAT Forward Planet To Rear Planet (W/4 Outer Tabs) (.023" Thk) (3.150" OD) (2.700" ID)	1	TBA
248.....	123423A	Bearing, 5EAT Rear Sun Gear To High-Low Clu Hub (.142" Thick) (3.616" OD) (2.804" ID)	1	TBA
251.....	123424A	Bearing W/Race, 5EAT Rear Planet To Rear Sun Gear (.110" Thick) (3.137" OD) (2.600" ID)	1	TBA
256.....	123435A	Race, High-Low Clu Hub To High-Low Clu Drum (Front) (.110" Thick) (2.366" OD) (1.752" ID)	1	TBA
257.....	123425A	Bearing, High-Low Clu Hub To High-Low Clu Drum (.078" Thick) (2.350" OD) (1.756" ID)	1	TBA
258.....	123436A	Race, 5EAT High-Low Clutch Hub To High-Low Clutch Drum (Rear) (W/Outer Shoulder)	1	TBA
		(2.438" OD) (1.892" ID) 2005-Up		
260.....	123426A	Bearing W/Races, 5EAT High-Low Clutch Drum To Center Support #632 (.141" Thick)	1	TBA
		(2.618" OD) (1.916" ID) 2005-Up		
262.....	131407	Shim, 5EAT Case (Rear) To Ball Bearing # 263 (.022" Thick) (3.695" OD) (3.347" ID) 2005-Up	1	TBA
262.....	131407A	Shim, 5EAT Case (Rear) To Ball Bearing # 263 (.025" Thick) (3.695" OD) (3.347" ID) 2005-Up	1	TBA
263.....	131408	Ball Bearing, 5EAT Case (Rear) To Rear Planet (.630" Thick) (3.740" OD) (2.350" ID)	1	TBA
		(Cast # KOYO 6012R/48CS17) 2005-Up		
267.....	131409	Bearing W/Races, 5EAT Transfer Case Planet To Intermediate Shaft/Sungear (.195" Thick)	1	TBA
		(2.075" OD) (1.415" ID) 2005-Up (Planet Must Be Taken Apart To Get Bearing Out)		
268.....	131410	Washer, 5EAT Interm Shaft To Output Shaft (.109" Thk, 1.245" OD, .875" ID) 2005-Up	1	TBA
269.....	131411	Ball Bearing, 5EAT Output Shaft To Transfer Case Planet Housing (.388" Thick) (2.162" OD)	1	TBA
		(1.375" ID) (Cast # KOYO 6907) 2005-Up		
270.....	131412	Ball Bearing, 5EAT Output Shaft To Extension Housing (.670" Thick) (2.560" OD) (1.260" ID)	1	TBA
		(Cast # KOYO 62/32R) 2005-Up		
271.....	131413	Shim, 5EAT Ball Bearing # 270 To Extension Housing (.007" Thick) (2.515" OD) (2.025" ID)	1	TBA
271.....	131413A	Shim, 5EAT Ball Bearing # 270 To Extension Housing (.011" Thick) (2.515" OD) (2.025" ID)	1	TBA
271.....	131413B	Shim, 5EAT Ball Bearing # 270 To Extension Housing (.019" Thick) (2.515" OD) (2.025" ID)	1	TBA
272.....	131414	Ball Bearing, 5EAT Transfer Clutch Piston To Apply Ring (.510" Thick) (4.330" OD) (3.335" ID)	1	TBA
		(Cast # NSK 6817B) 2005-Up		
274.....	131415	Cone Brg, Pinion To Retainer (17-Roller) (.845" Thk, 1.615" ID) (# KOYO 46T0809048-1)	2	TBA
276.....	131416	Caged Needle Bearing, 5EAT Pinion Shaft To Case (Rear) (.560" Thick) (1.585" OD)	1	TBA
		(Cast # NTN 7E-HKS 29.5 X 40 X 15PX1) 2005-Up		

5EAT 5-SPEED

ILL#	Part#		QTY	REF#
277.....	131417	Shim, 5EAT Pinion Retainer To Pump Cover (.006" Thick)(6 Bolt) 2005-Up.....	1	TBA
277.....	131417A	Shim, 5EAT Pinion Retainer To Pump Cover (.013" Thick)(6 Bolt) 2005-Up.....	1	TBA
281.....	131418	Ball Bearing, 5EAT Driven Transfer Gear To Case (.710" Thick)(3.070" OD)(1.535" ID).....	1	TBA
		Cast # KOYO DG3978) 2005-Up		
282.....	131419	Ball Bearing, 5EAT Driven Transfer Gear To Extension Housing (.710" Thick)(3.150" OD).....	1	TBA
		(1.575" ID)(Cast # NSK 6208) 2005-Up		
283.....	131420	Shim, 5EAT Driven Transfer Gear Bearing # 282 To Extension Housing (.020" Thick).....	1	TBA
		(3.510" OD)(3.155" ID) 2005-Up.....		
285.....	123403A	End Cap Washer, 5EAT Rear Sprag (Brass)(3.639" OD)(2.895" ID) 2005-Up (Takes 2)	2	TBA
286.....	123404A	End Cap Washer, 5EAT 1st One Way Clutch (Brass)(2.600" OD)(1.945" ID) 2005-Up	1	TBA
291.....	131421	Cup Race, 5EAT Differential To Bell Housing (Both Sides)(.510" Thick)(3.150" OD)(2.485" ID).....	2	TBA
		(Cast # KOYO STB4080) 2005-Up (Takes 2).....		
292.....	131422	Cone Bearing, 5EAT Differential To Bell Housing (Both Sides)(17 Rollers)(1.575" ID)	2	TBA
		(Cast # KOYO STB4080) 2005-Up (Takes 2).....		

GASKETS & RUBBER COMPONENTS

300.....	131500	Gasket, 5EAT (Subaru) Bottom Pan 2005-Up.....	1	TBA
305.....	131518	Gasket, 5EAT Case To Transfer Case Adapter (14 Holes) 2005-08.....	1	31496-AA000
305.....	121518A	Gasket, 5EAT Case To Transfer Case Adapter (14 Holes) 2009-Up.....	1	31496-AA010
309.....	131509	Washer/Seal, 5EAT Bolt # 780 To Pump Cover Plate (.069" Thick)(.790" OD)(.380" ID)	11	TBA
311.....	131211	O-Ring, 5EAT, Pump, 2005-Up.....	1	806900160
317.....	131515	Gasket, 5EAT Adapter To Transfer Case Extension Hsg (15 Holes Plus 1 Large Hole)	1	TBA
318.....	131510	Gasket, 5EAT Pump Cover Plate To Case (Metal) 2005-Up	1	31339-AA160

ELECTRICAL COMPONENTS

410.....	131991	PRNDL Switch, 5EAT (7 Prong Connector)(W/3 Bolt Bracket) 2005-Up.....	1	TBA
421.....	123934A	Solenoid, 5EAT, Input CI (#421) Direct CI (#422) High-Low/Rev CI (#423) (#260 130 030).....	1-3	31941-90X00
		Rubber Tip On Opposite End Of O-Ring, 2005-Up		
422.....	123933A	Solenoid, 5EAT, TCC (#425) Line Pressure (#428) Transfer CI (#432) Front Brake CI (#450)	1-4	31941-90X01
		(#260 130 031) Has Flat End On Opposite End Of O-Ring, 2005-Up.....		
433.....	131935	Solenoid, 5EAT Low Coast Brake (Is Flat W/Hole On Opposite End Of O-Rings) 2005-Up	1	TBA
436-1	131631	Bracket, 5EAT (2 Bolt Holes) (Holds VSS Wire Harness To Case) 2005-Up	1	TBA
436.....	131958	Sensor, 5EAT VSS (1-Hole Bracket, Bolts To Bottom Rear Case)(13" Harness, 3-Pin Conn)	1	TBA
438.....	131954	Sensor, 5EAT ISS (W/1 Bolt Bracket)(3 Pin Connector) 2005-Up.....	1	TBA
442.....	131952	Fluid Pressure Sensor/Switch, 5EAT (8-Prong Conn)(Has 5 Sensors)(Black Plastic) 2005-Up	1	TBA
445.....	131986	Wire Harness, 5EAT Internal & External (1 Fifteen Wire & 1 Twelve Wire Green Internal	1	TBA
		Connector)(1 Twenty Prong Grey, 1 Eight Prong Brown & 1 Three Prong Black External.....		
		Connector & 1 Sensor) 2005-Up		
446.....	131988	Wire Harness, 5EAT (Internal) (8 Two Prong, 1 Ten Prong, 1 Fifteen Prong, 1 Five Prong,	1	TBA
		1 Seven Prong, 1 Three Prong Connector & 3 Ground Wires, 1 Three Wire Sensor, & 1 Three		
		Wire Double Sensor) 2005-Up		

MISCELLANEOUS COMPONENTS

492-1	131492	Drain Plug, 5EAT Bell Housing (T70 Torx Head) 2005-Up	1	TBA
492.....	131492A	Drain Plug, 5EAT Bottom Pan (Torx Plus TP50) 2005-Up	1	TBA
493-1	131493	Dipstick, 5EAT (In Bell Housing)(10 3/8" Overall Length) 2005-Up.....	1	TBA
493.....	131493A	Dipstick, 5EAT (In Case)(20 1/4" Overall Length) 2005-Up.....	1	TBA
494-1	131494	Dip Stick Tube, 5EAT (Goes In The Bell Housing)(2" Long) 2005-Up.....	1	TBA
494.....	131494A	Dip Stick Tube, 5EAT (Goes In The Case)(W/2 Brackets) 2005-Up.....	1	TBA

PUMPS & PUMP COMPONENTS

500.....	131912	Pump Assembly, 5EAT, 2005-Up.....	1	TBA
510.....	131916	Pump Body W/Gears, 5EAT (11 Bolt)(6 1/2" Long) 2005-Up	1	TBA
511.....	131917	Pump Cover Plate, 5EAT (Aluminum) (8 3/4" Stator Tube) 2005-Up	1	TBA
530.....	K131201	Pump Gear Set, 5EAT (.448" Thick) (9 Teeth Inner Gear W/4 Inner Slots) 2005-Up	1	TBA

DRUMS & CLUTCH HUBS

548.....	131171	Apply Ring, 5EAT Transfer Clutch To Piston (Alum, 9T, .610" Thick, 3.860" ID, Stepped)	1	TBA
552.....	131732	Drum W/Shaft, 5EAT Input Clutch (W/106T Ring Gear)(W/24 Spline Shaft, 14 3/8" Long)	1	TBA
555.....	131733	Drum, 5EAT Direct Clutch (Alum, W/50 Teeth Clutch Hub)(Has 4 End Mill Notches Below	1	TBA
		The Steel Bore Sleeve) 2005-Up (Can Use 123733A).....		
555.....	123733A	Drum, 5EAT Direct Clutch (Alum)(W/50 Teeth Clutch Hub) 2005-Up.....	1	TBA
557.....	123734B	Drum, 5EAT High/Low Clutch (Alum)(2.660" Tall Has No Steel Race On Back Of Drum)	1	TBA
559.....	131735	Drum/Piston, 5EAT Low Coast Drum/Forward CI Piston (Alum) (Cast # 31575 90X01)	1	TBA
561.....	K131761	Piston Kit, Front Brake Clu (Alum Piston 1.130" Thk, 4.905" OD, 3.205" ID, W/2-Steel Pins)	1	TBA
562.....	K123762B	Piston Kit, 5EAT Input Clutch (W/Aluminum Piston)(1.255" Thick) 2005-Up.....	1	TBA
565.....	K123763B	Piston Kit, 5EAT Direct Clutch (W/Aluminum Piston)(2.605" Thick)(6 1/8" OD) 2005-Up	1	TBA
566.....	K123764A	Piston Kit, 5EAT Reverse Clutch (Aluminum Piston)(1" Thick)(6 3/8" OD) 2005-Up.....	1	TBA

SUBARU

5EAT 5-SPEED

ILL#	Part#		QTY	REF#
567.....	K123765B	Piston Kit, 5EAT High/Low Clutch (Aluminum Piston)(1.225" Thick)(4.880" OD) 2005-Up	1	TBA
568.....	K131767	Piston Kit, 5EAT Transfer Clu (Alum Piston .365" Thk At Edge)(# 871, 988, 978, 978-2, 968)	1	TBA
569.....	K131768	Piston Kit, 5EAT Low Coast Clutch (Accordion Type Spring) 2005-Up	1	TBA
571.....	131743	Hub, 5EAT Front Brake Clu (50T Sun Gear)(30T Clu Hub)(7-7/16" OD Reluctor W/60 Slots)	1	TBA
577.....	123741A	Hub, 5EAT High-Low Clutch (1" Thick)(30T, 46 Internal Splines) 2005-Up	1	TBA
578.....	131744	Clu Hub, 5EAT Transfer Clutch (50 Clutch Splines)(.720" Thick)(4.090" OD) 2005-Up	1	TBA
579.....	123742A	Clutch Hub, 5EAT Low Coast Clu W/ Inner Race (W/30 Teeth)(W/42 Internal Splines)	1	TBA
PLANETS, RING GEARS & SUN GEARS				
580.....	123749A	Planet, 5EAT Overdrive (Alum)(4-Gear)(Uses 50T Sun Gear #610)(28T Pinion Gears)	1	TBA
582.....	123747A	Planet, 5EAT Forward (4-Gear Steel)(Uses 42T Sun Gear #612)(W/30 Internal Splines)	1	TBA
584.....	123748	Planet, 5EAT Rear (4-Gear, Alum)(W/60T Input Clu Hub)(Uses 62T Sun Gear # 614)	1	TBA
586.....	131746	Planet, 5EAT Transfer Case (4 Gear)(Uses A 19 Teeth Sun Gear/Shaft #678 & A 35 Teeth Sun Gear/Shaft # 674) 2005-Up (Use K131746)	1	TBA
586.....	K131746	Planet Assy, Trans Case (4-Gear)(35T Sun Gear/Interm Shaft #674)(41T Trans Drive Gear)	1	TBA
592.....	123757A	Ring Gear, 5EAT Forward Planet (78 Teeth)(W/16 Rear Lugs) 2005-Up	1	TBA
594.....	123758A	Ring Gear, 5EAT Rear Planet With Connecting Shell (W/110 Teeth Ring Gear) 2005-Up	1	TBA
612.....	123755A	Sun Gear W/Shaft, Forward Planet (42T, 9.25" Long, 3-Machined Lands, 4-Rings, 14-Holes)	1	TBA
614.....	123756	Sun Gear, 5EAT Rear Planet (62 Teeth)(W/Outer Sprag Race) 2005-Up	1	TBA
632.....	131826	Center Support, 5EAT (Reverse Clutch Piston Housing)(Aluminum With A 3 Ring, 3.195" Tall Ring Tower)(W/4 Ball Plugs Under Where # 226 Bearing Rides) 2005-Up	1	TBA
639.....	123639	Anti Rattle Clip, 5EAT Reverse Clutch (Z Shaped)(.175" Thick)(1.160" Long)(.620" Wide) 2005-Up	1	TBA
SPRAGS & ONE WAY CLUTCHES				
654.....	123727A	Sprag, 5EAT Rear (28 Lug)(Metal Cage) 2005-Up	1	TBA
656.....	123728A	Sprag, 5EAT 3rd (26 Lug)(Metal Cage) 2005-Up	1	TBA
658.....	123724A	Sprag, 5EAT 1st One Way Clutch (22 Lug)(Metal Cage) 2005-Up	1	TBA
665.....	K123730A	Kit, Outer Race, 5EAT Rear Sprag, .853" Wide (Includes ILL# 890 To 579)	1	TBA
665.....	K123730B	Kit, Outer Race, 5EAT Rear Sprag, 1.130" Wide (Includes ILL# 890 To 579)	1	TBA
SHAFTS & DIFFERENTIAL COMPONENTS				
671.....	131852	Pump Drive Tube, 5EAT (6 3/8" Long)(W/2 Ears For Slotted Pump Gears) 2005-Up	1	TBA
674.....	131853	Intermediate Shaft/Sun Gear, 5EAT (Use K131746 Kit) 2005-Up	1	TBA
678.....	131851	Shaft/Sun Gear, 5EAT Output (19 Teeth Sun Gear)(9 5/16" Long) 2005-Up	1	TBA
690.....	123141A	Parking Gear, 5EAT (16 Lugs) (Slides Onto The Driven Transfer Gear Shaft, Uses A Snap Ring To Hold It On) 2005-Up	1	TBA
712.....	131884	Driven Transfer Gear, 5EAT (Parking Gear Is Held On By A Snap Ring) 2005-Up	1	TBA
712.....	131884A	Driven Transfer Gear, 5EAT (41 Teeth)(W/16 Lug Parking Gear Made Onto The Shaft) 2005-Up	1	TBA
715.....	131910	Differential, 5EAT (43 Teeth Ring Gear)(12 Bolt) 2005-Up	1	TBA
725.....	131641	Retainer, 5EAT Differential Bearing (Both Sides)(Adjuster) 2005-Up (Takes 2)	2	TBA
727.....	69083F	Clip, 5EAT Holds Differential Retainer In Place (Both Sides) 2005-Up	2	TBA
730.....	131846	Pinion, 5EAT (12 Teeth)(18 1/2" Long) 2005-Up	1	TBA
735.....	131642	Retainer, 5EAT Pinion Bearing (6 Bolt)(W/Cup Races Made In) 2005-Up	1	TBA
VALVE BODIES				
740.....	131754	Valve Body, 5EAT (8 Solenoids) (Cast # 214126 On Filter Side, 21415 On Top Side) 2005-Up	1	TBA
HOUSINGS, CASES & PANS				
750.....	131703	Bell Housing, 5EAT (10 1/2" Long)(11 Holes To Engine)(11 Threaded Holes To Case) 2005-Up	1	TBA
760.....	131701	Case, 5EAT (16 1/2" Long)(21 Pan Bolts)(11 Bolts To Bell) 2005-Up	1	TBA
765.....	131801	Pan, 5EAT Bottom (21 Bolt) (1.945" At Deep End) 2005-Up	1	TBA
770.....	131703	Transfer Case Extension Hsg, 5EAT (Alum, 8-13/16" Long, 11-Bolt, W/6 Threaded Bosses)	1	TBA
771.....	131704	Adapter, 5EAT Case To Transfer Case Ext Hsg To Case (Alum, 1.660" Thk, 8 Bolts To Case)	1	TBA
797.....	69084A	Nut, 5EAT Holds Pinion Bearing To Shaft (38mm Head) 2005-Up	1	TBA
799.....	131081	Retaining Bolt, 5EAT Holds Manual Lever In Case (10mm Hex Head)(.775" Long W/Pilot Tip)	1	TBA
847.....	131227	Reluctor, 5EAT (22 Teeth)(.242" Thick)(1.140" ID) 2005-Up	1	TBA
853.....	123141A	Cushion, 5EAT Forward Clutch (.094" Thick)(5.878" OD)(4.830" ID) 2005-Up	1	TBA
857.....	131142	Cushion, 5EAT Reverse Clutch (.079" Thick)(Dished)(6 11/16" OD) 2005-Up	1	TBA
SNAP RINGS				
862.....	131601	Snap Ring, 5EAT Pump Drive Tube (Front) 2005-Up	1	TBA
864.....	131602	Snap Ring, 5EAT Holds Front Brake Clutch Pressure Plate In (.071" Thick)(5.655" OD) 2005-Up	1	TBA
865.....	131603	Snap Ring, 5EAT Holds Front Brake Clutch Retainer In (.038" Thick)(2.960" OD) 2005-Up	1	TBA
867.....	123602	Snap Ring, Holds OD Planet To Shell (.078" Thk, 7-3/16" OD)(Can Be Hooked Or Not Hooked)	1	TBA
871.....	123603	Snap Ring, 5EAT Holds Low Coast Clutch Springs In (.047" Thick)(2.268" OD)(2.002" ID)	1	TBA
873.....	123604	Snap Ring, 5EAT Holds Input Clutch Pressure Plate In (.079" Thick)(6 3/4" OD)(6 3/8" ID)	1	TBA
874.....	123605	Snap Ring, 5EAT Holds Input Clutch Retainer In (.063" Thick)(2.008" OD)(1.736" ID) 2005-Up	1	TBA
877.....	131604	Snap Ring, 5EAT Holds Transfer Clutch Spring Retainer In (.046" Thick)(2.925" OD) 2005-Up	1	TBA

5EAT 5-SPEED

ILL#	Part#		QTY	REF#
878.....	123607B.....	Snap Ring, 5EAT Holds Direct Clutch Pressure Plate In (.102" Thick)(6 11/16" OD)(6 1/4" ID).....	1.....	TBA
879.....	123608.....	Snap Ring, 5EAT Holds Direct Clutch Retainer In Drum (.062" Thick)(3.257" OD)(2.984" ID).....	1.....	TBA
881.....	123609.....	Snap Ring, 5EAT Holds Forward Planet Ring Gear To Rear Planet (.063" Thick)(5.475" OD).....	1.....	TBA
882.....	123610.....	Snap Ring, 5EAT Holds High-Low Clu Hub To Fwd Sun Gear Shaft (.079" Thk, (1.916" OD).....	1.....	TBA
883.....	123611.....	Snap Ring, 5EAT Holds Center Support In Case (.158" Thick)(7 1/4" OD)(6 5/8" ID) 2005-Up.....	1.....	TBA
885.....	123612.....	Snap Ring, 5EAT Holds High-Low Clu Press Plate In (.078" Thick)(5.322" OD)(4.935" ID).....	1.....	TBA
886.....	123613.....	Snap Ring, 5EAT Holds High-Low Clutch Retainer In (.054" Thick)(2.483" OD)(2.208" ID).....	1.....	TBA
888.....	123614.....	Snap Ring, 5EAT Holds 1st One Way Clutch Hub In Rear SunGear (.038" Thick)(2.789" OD).....	1.....	TBA
889.....	131605.....	Snap Ring, Holds Pinion Pins In Trans Case Planet (.042" Thk, 2.770" OD)(W/Bent Ends).....	1.....	TBA
890.....	123615.....	Snap Ring, 5EAT Holds Rear Sprag To Outer Race (.037" Thick)(3.935" OD)(3.550" ID).....	2.....	TBA
891.....	123616.....	Snap Ring, 5EAT Holds Reverse Clutch Spring In (.047" Thick)(7 3/16" OD)(6 7/8" ID) 2005-Up.....	1.....	TBA
892.....	123617.....	Snap Ring, 5EAT Holds Reverse Clutch Pressure Plate In Case (.078" Thick)(7 3/16" OD).....	1.....	TBA
894.....	131606.....	Snap Ring, 5EAT Inside Of The Drive Transfer Gear (.082" Thick)(3.983" OD) 2005-Up.....	2.....	TBA
895.....	131606.....	Snap Ring, 5EAT Inside Of The Driven Transfer Gear, 2005-Up.....	2.....	TBA
897.....	131607.....	Snap Ring, 5EAT Holds Needle Bearing In Case (.073" Thick)(1.680" OD)(W/2 Eyelets).....	1.....	TBA
899.....	131608.....	Snap Ring, 5EAT Holds Parking Gear To Driven Transfer Gear Shaft (W/2 Eyelets) 2005-Up.....	1.....	TBA


PISTONS, SPRINGS & MISCELLANEOUS

961.....	131761.....	Piston, 5EAT Front Brake Clu (Alum)(1.130" Thick)(4.905" OD)(3.205" ID)(W/2 Steel Pins).....	1.....	TBA
962.....	123762B.....	Piston, 5EAT Input Clutch (Alum)(1.255" Thick)(6 3/8" OD) 2005-Up.....	1.....	TBA
965.....	123763B.....	Piston, 5EAT Direct Clutch (Alum)(2.605" Thick)(6 1/8" OD)(#11601-55204) 2005-Up.....	1.....	TBA
966.....	123764A.....	Piston, 5EAT Reverse Clutch (Alum) (1" Thick)(6 3/8" OD) 2005-Up.....	1.....	TBA
967.....	123765B.....	Piston, 5EAT High/Low Clutch (Alum)(1.225" Thick)(4.880" OD) 2005-Up.....	1.....	TBA
968.....	131767.....	Piston, 5EAT Transfer Clutch (Alum)(.365" Thick At The Edge)(5.030" OD)(2.950" ID).....	1.....	TBA
969.....	131768.....	Piston, 5EAT Low Coast Clutch (Alum)(5.170" OD)(2.255" ID)(Uses Accordion Type Spring).....	1.....	TBA
971.....	131871.....	Spring, 5EAT Front Brake Clutch Return (.630" Thick)(3.460" OD)(2.910" ID)(Spiral) 2005-Up.....	1.....	TBA
972.....	123872.....	Springs, 5EAT Input Clutch Return (18 Springs W/Retainer) 2005-Up.....	1.....	TBA
975.....	123873.....	Springs, 5EAT Direct Clutch Return (W/Retainer)(20 Springs) 2005-Up.....	1.....	TBA
976.....	123875.....	Spring, 5EAT Reverse Clutch (Wavy)(Coiled)(5 5/8" OD) 2005-Up.....	1.....	TBA
977.....	123874.....	Springs, 5EAT High-Low Clutch Return (W/Retainer)(18 Springs) 2005-Up.....	1.....	TBA
978-2.....	131423.....	Spring Wsh Transfer Clu Spring Bottom Retainer (.032" Thk)(3.730" OD)(3.020" ID, 6-Inner Tabs).....	1.....	TBA
978.....	131877.....	Spring, 5EAT Transfer Clutch Return (.720" Thick)(3.510" OD)(Accordion Type) 2005-Up.....	1.....	TBA
979.....	131878.....	Spring, 5EAT Low Coast Clutch Return (3.705" OD)(Accordion Type) 2005-Up.....	1.....	TBA
981.....	131861.....	Retainer, 5EAT Front Brake Clutch Return Spring (.195" Thick)(3.655" OD)(2.888" ID) 2005-Up.....	1.....	TBA
982.....	123862.....	Retainer, 5EAT Input Clutch Return Spring (Bonded)(4 5/16" OD) 2005-Up.....	1.....	TBA
985.....	123863.....	Retainer, 5EAT Direct Clutch Spring (Bonded)(5" OD) 2005-Up.....	1.....	TBA
986.....	123865.....	Retainer, 5EAT Reverse Clutch Spring (6 11/16" OD) 2005-Up.....	1.....	TBA
987.....	123864.....	Retainer, 5EAT High-Low Clutch Spring (Bonded)(4 3/16" OD) 2005-Up.....	1.....	TBA
988.....	131867.....	Retainer, 5EAT Transfer Clutch Spring (.228" Thick)(3.630" OD)(2.950" ID) 2005-Up.....	1.....	TBA
989.....	131868.....	Retainer, 5EAT Low Coast Clu Return Spring (3.870" OD)(Accordion Type Single Spring).....	1.....	TBA
991-2.....	131621.....	Spring, 5EAT Rooster Comb Detent (1 Bolt To Case) 2005-Up.....	1.....	TBA
991-3.....	131621A.....	Rooster Comb, 5EAT (W/4 Detent Notches) 2005-Up.....	1.....	TBA
991-5.....	131621B.....	Roll Pin, 5EAT Holds Rooster Comb To Manual Lever Shaft (.880" Long) 2005-Up.....	1.....	TBA
992.....	131622.....	Manual Lever, 5EAT (External) (Lever Has 1 Linkage Stud) 2005-Up.....	1.....	TBA
994.....	131623.....	Park Rod Actuator, 5EAT (12" Long) 2005-Up.....	1.....	TBA
995.....	K131824.....	Park Pawl Assembly, 5EAT (Contains: # 995-1, 995-2, 995-3, 991-6) 2005-Up.....	1.....	TBA
996-1.....	131624.....	Banjo Fitting, 5EAT Cooler Line (Top)(W/1 Hole Bracket) 2005-Up.....	1.....	TBA
996-1.....	131624A.....	Bolt, 5EAT (Banjo)(Holds Bottom Cooler Line To Case)(21mm Hex Head) 2005-Up.....	1.....	TBA
996-3.....	131624B.....	Spring, 5EAT Under Bottom Cooler Line Fitting In Case (.345" OD)(1.890" Long) 2005-Up.....	1.....	TBA
996-4.....	131624C.....	Check Ball, 5EAT Under Bottom Cooler Line Fitting In Case (.435" OD) 2005-Up.....	1.....	TBA
996-6.....	131624D.....	Bolt, 5EAT (Banjo)(Holds Top Cooler Line To Case)(Tork Plus Head) 2005-Up.....	1.....	TBA
996.....	131624E.....	Banjo Fitting, 5EAT Cooler Line (Bottom)(W/2 Hole Bracket) 2005-Up.....	1.....	TBA

Your Business.
Your Customers.
Your Reputation.
Your Profit.
Your Future.


We Care.

Since we manufacture OE-quality parts
right here in North Carolina, we can
sell them for less.



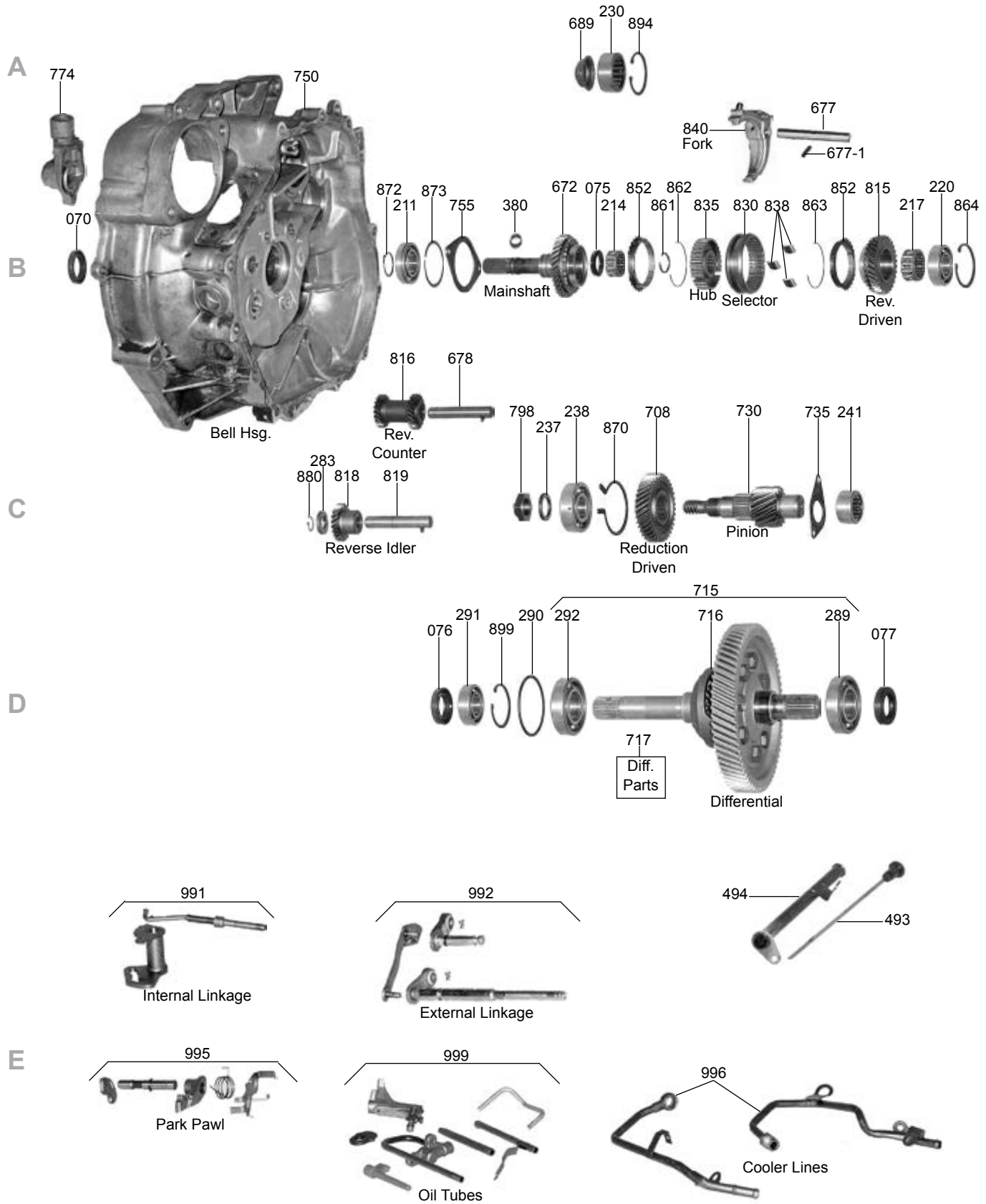
Rostra

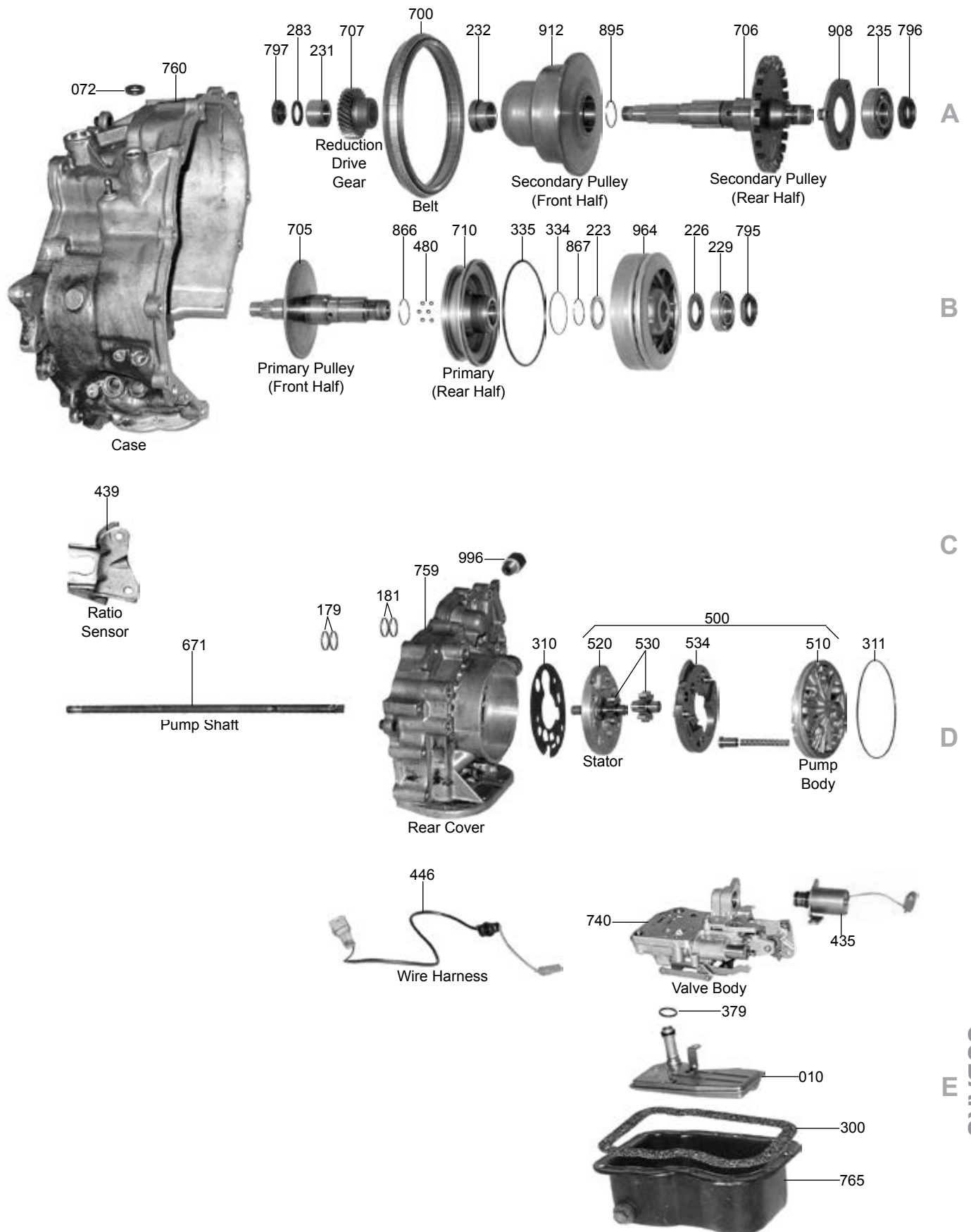
Made in the USA



www.RostraTransmission.com

See the story behind OE-quality parts.





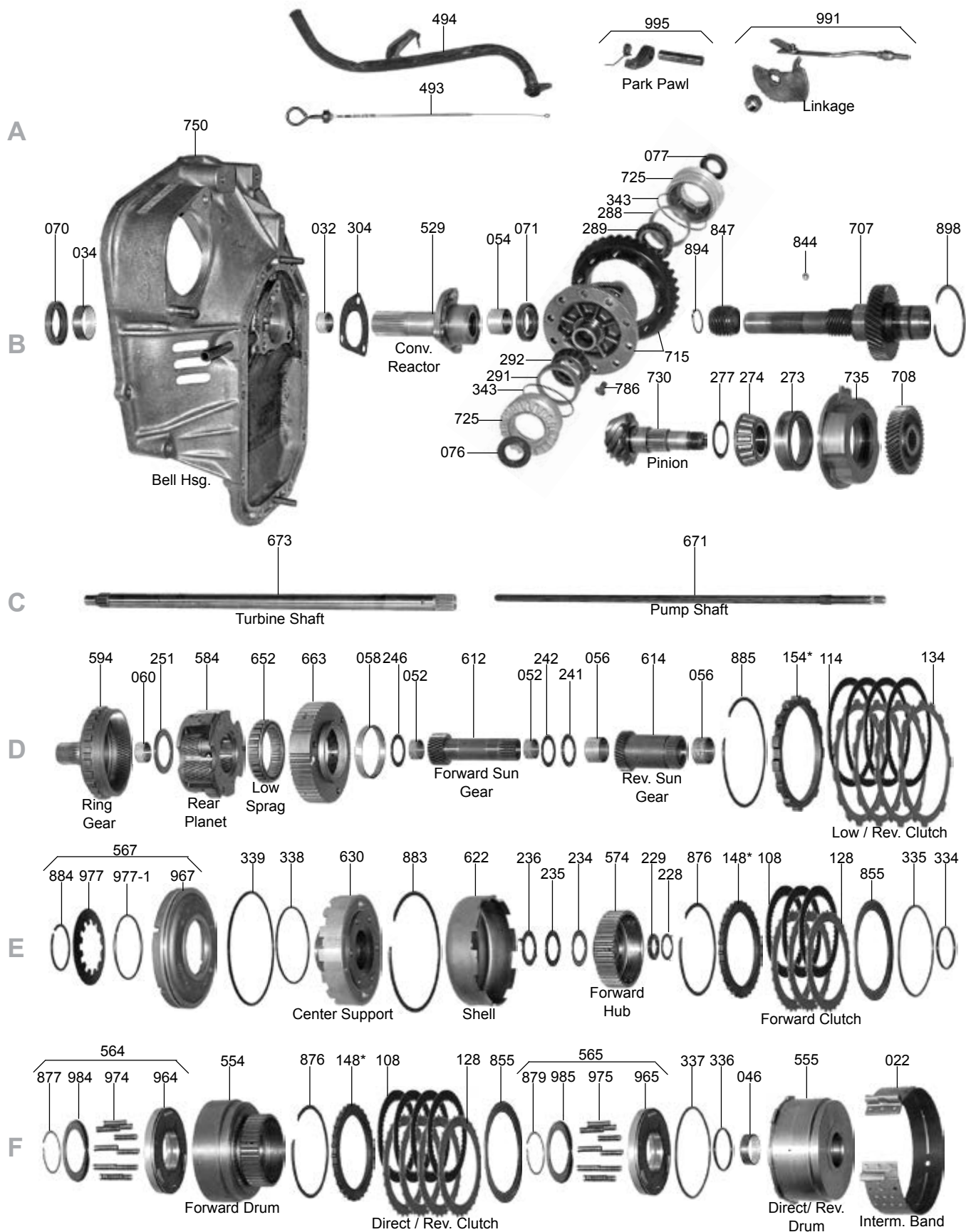
ECVT, VT1F (CFT25-27) CVT

ILL#	Part#		QTY	REF#
OVERHAUL KITS				
NI.....	K43900A.....	Overhaul Kit, ECVT (Subaru, Justy) 1987-94.....	1.....	N/A
NI.....	K43900C.....	Overhaul Kit, ZF-CVT VT1F/CFT25/27, Mini Cooper 2002-09.....	1.....	N/A
MASTER L/STEEL KITS				
NI.....	DK4300CS.....	Master L/Steels Kit, ZF-CVT VT1F/CFT25/27, Mini Cooper 2002-09.....	1.....	N/A
MASTER W/STEELS KITS				
NI.....	DK4300C.....	Master W/Steels Kit, ZF-CVT VT1F/CFT25/27, Mini Cooper 2002-09.....	1.....	N/A
FILTERS				
010.....	43710.....	Filter, ECVT (Subaru, Justy) 1989-94.....	1.....	31728-KA030
010.....	43710C.....	Filter, ZF-CVT VT1F/CFT25/27, Mini Cooper 2002-09.....	1.....	24117-518-741
METAL CLAD SEALS				
070.....	43154.....	Seal, ECVT Front.....	1.....	TBA
070.....	43154C.....	Seal, Front, ZF-CVT VT1F/CFT25/27.....	1.....	TBA
072.....	43152.....	Seal, Manual Shaft, ECVT.....	1.....	TBA
072.....	82155F.....	Seal, Manual Shaft, ZF-CVT VT1F/CFT25/27.....	1.....	TBA
073.....	43159.....	Seal, ECVT Shift Lever.....	1.....	TBA
076.....	43153C.....	Seal, Differential, ZF-CVT VT1F/CFT25/27.....	2.....	TBA
077.....	43153.....	Seal, ECVT Axle (Right Side) (With Left spiral).....	1.....	TBA
077.....	43151.....	Seal, ECVT Axle (Left Side) (With Right Spiral).....	1.....	TBA
078.....	43157.....	Seal, ECVT Speed-O Shaft.....	1.....	TBA
WASHERS & BEARINGS				
214.....	43730.....	Roller Bearing, ECVT (Mainshaft) Front.....	1.....	TBA
217.....	43712.....	Roller Bearing, ECVT Inside Reverse Driven Gear.....	1.....	TBA
220.....	43713.....	Ball Bearing, ECVT Reverse Driven Gear To Rear Cover.....	1.....	TBA
223.....	43738.....	Washer, ECVT Mainshaft To Drive Housing.....	1.....	TBA
226.....	43714.....	Washer, ECVT Drive Pulley To Ball Bearing.....	1.....	TBA
229.....	43715.....	Ball Bearing, ECVT Mainshaft (Rear).....	1.....	TBA
231.....	43716.....	Race, ECVT Inner Countershaft (Front).....	1.....	TBA
233.....	43717.....	Washer, ECVT Countershaft To Rear Roller Bearing.....	1.....	TBA
234.....	43718.....	Needle Bearing, ECVT Countershaft To Case Front.....	1.....	TBA
235.....	43719.....	Ball Bearing, ECVT Countershaft Rear To Case.....	1.....	TBA
237.....	43720.....	Washer, ECVT Nut To Differential Idler.....	1.....	TBA
238.....	43721.....	Ball Bearing, ECVT Idler Shaft (Front) Differential Idler.....	1.....	TBA
241.....	43722.....	Needle Bearing, ECVT (Rear) Differential Idler Shaft.....	1.....	TBA
283.....	43723.....	Roller Bearing, ECVT Reverse Idler Gear To Shaft.....	1.....	TBA
289.....	43724.....	Ball Bearing, ECVT Differential Ring Gear Side.....	1.....	TBA
290.....	43725.....	Washer, ECVT Differential Housing To Bearing.....	1.....	TBA
292.....	43726.....	Ball Bearing, ECVT Differential.....	1.....	TBA
GASKETS & RUBBER COMPONENTS				
300.....	43500.....	Gasket, ECVT Pan (Cork).....	1.....	TBA
TECHNICAL MANUALS				
400.....	TMECVT.....	Technical Manual, ECVT Belt Drive Subaru (Justy).....	1.....	TBA
ELECTRICAL COMPONENTS				
435.....	43895.....	Solenoid, Pressure Control.....	1.....	31752-KA000
NI.....	43896.....	Brush Holder.....	1.....	30510-KA040
PUMPS & PUMP COMPONENTS				
500.....	43912.....	Pump Complete, ECVT.....	1.....	TBA
671.....	43732.....	Pump Shaft, ECVT Drive (12 Splines On One End, 13 Splines On The Other End).....	1.....	TBA
SHAFTS				
672.....	43879.....	Main Shaft, ECVT With Forward Drive Gear (33 Teeth).....	1.....	TBA
677.....	43780.....	Shaft, ECVT Shift Fork.....	1.....	TBA
678.....	43851.....	Shaft, ECVT Reverse Counter Gear.....	1.....	TBA
CVT DRIVE COMPONENTS				
700.....	43794.....	Belt Drive, Subaru ECVT (25 1/2" Circumference).....	1.....	TBA
700.....	43794A.....	Belt Drive, Subaru ECVT (28" Circumference).....	1.....	TBA
700.....	43794C.....	Belt Drive, ZF-CVT VT1F/CFT25/27.....	1.....	TBA
705.....	K43650.....	CVT Drive Assy Subaru ECVT (Complete Pulley Assemblies & Drive Belt).....	1.....	TBA

ECVT, VT1F (CFT25-27) CVT

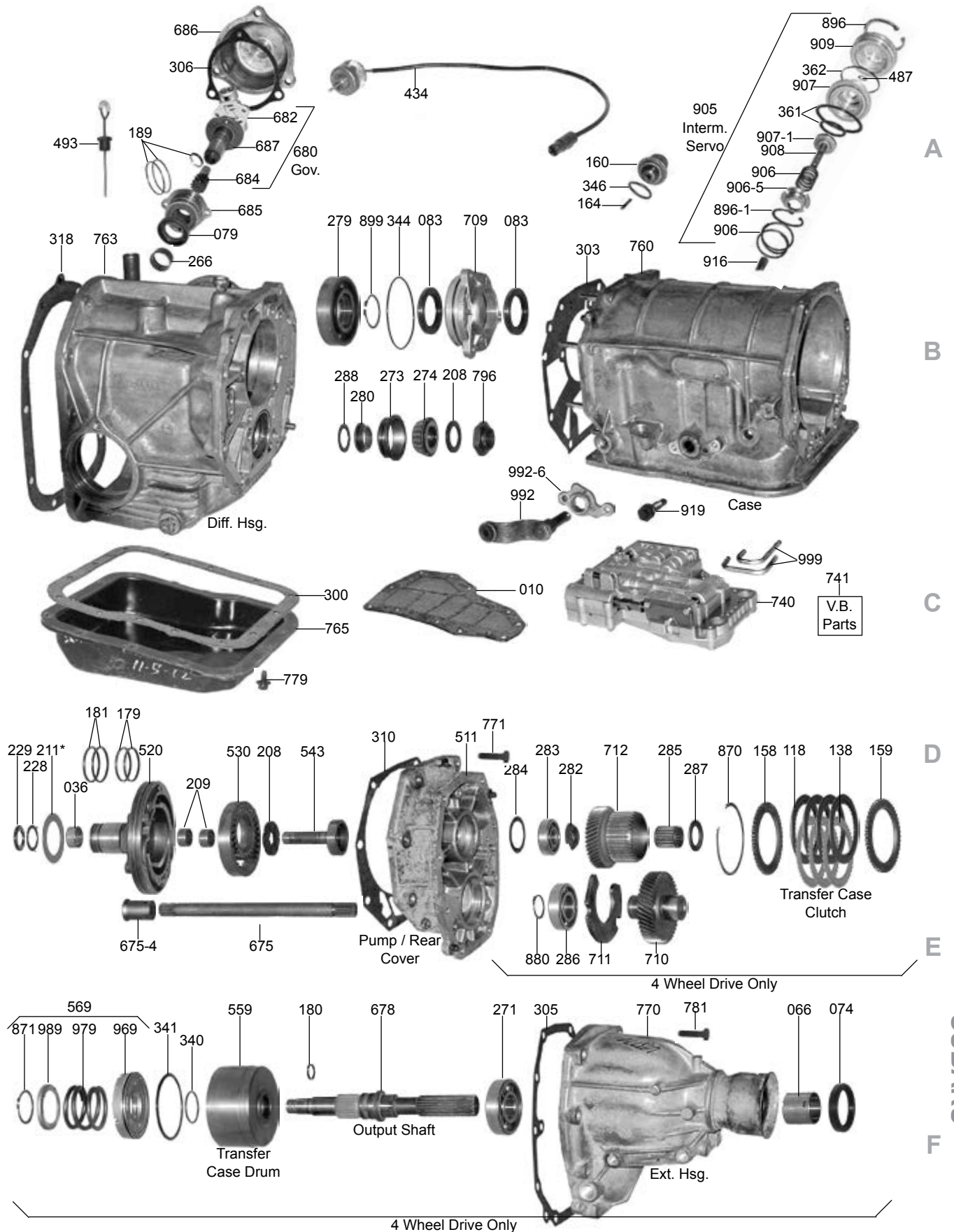
ILL#	Part#		QTY	REF#
705.....	K43650C	CVT Drive Assy ZF-CVT VT1F/CFT25/27 (Complete Pulley Assy's & Drive Belt)	1	TBA
705.....	43874	Primary Pulley, ECVT (Front Half) 7 1/8" Long (5 3/8" OD With Bearing)	1	TBA
705.....	43876	Primary Pulley, ECVT (Front Half) 8 1/2" Long (6 1/4" OD Without Bearing)	1	TBA
705.....	K43875	Set, Primary Pulley ECVT, 1989	1	TBA
705.....	K43876	Set, Primary Pulley ECVT, 1990-Up	1	TBA
706.....	43852	Countershaft, ECVT With Rear Driven Pulley Half	1	TBA
707.....	43752	Gear, ECVT Output Countershaft (29 Teeth)	1	TBA
707.....	43752A	Gear, ECVT Output Countershaft (28 Teeth)	1	TBA
708.....	43753	Gear, ECVT Differential Idler (37 Teeth)	1	TBA
708.....	43753A	Gear, ECVT Differential Idler (38 Teeth)	1	TBA
710.....	43872	Drive Pulley, ECVT Rear Half	1	TBA
715.....	43878	Differential Assembly, ECVT (70 Teeth) 2 Groove	1	TBA
730.....	43801	Pinion, ECVT With Idler Shaft (15 Teeth With Speed-O Gear)	1	TBA
735.....	43641	Retainer, ECVT Bearing	1	TBA
740.....	43790	Valve Body, ECVT (2 WD)	1	TBA
750.....	43877	Bell Housing, ECVT (4x4) Front Case Half	1	TBA
750.....	43877A	Bell Housing, ECVT (2 WD) Front Case Half	1	TBA
759.....	43788	Rear Cover, ECVT (Rear Case)	1	TBA
760.....	43786	Case, ECVT Center Section (2 WD)	1	TBA
760.....	43787	Case, ECVT Center Section (4x4)	1	TBA
765.....	43792	Pan, ECVT	1	TBA
774.....	43774	Housing, ECVT Driven Speed-O Gear	1	TBA
815.....	43802	Gear, ECVT Reverse Driven (31 Teeth) Mainshaft	1	TBA
816.....	43782	Gear, ECVT Reverse Cluster (19 Teeth & 20 Teeth)	1	TBA
818.....	43784	Gear, ECVT Reverse Idler With Shaft (21 Teeth)	1	TBA
819.....	43853	Shaft, ECVT Reverse Idler	1	TBA
830.....	43621	Selector, ECVT Forward & Reverse	1	TBA
835.....	43882	Hub, ECVT Selector	1	TBA
836.....	43880	Synchronizer Ring, ECVT (Forward & Reverse)	1	TBA
838.....	43881	Dog Assembly, ECVT With Rings	1	TBA
840.....	43622	Shift Fork, ECVT Selector	1	TBA
844.....	43623	Tube, ECVT Pilot	1	TBA
908.....	43624	Retainer, ECVT Bearing	1	TBA
964.....	43873	Drive Pulley Housing, ECVT	1	TBA

M41, M41A 3-SPEED



SUBARU

M41, M41A 3-SPEED



M41, M41A 3-SPEED

ILL#	Part#		QTY	REF#
OVERHAUL KITS				
NI.....	K66900J.....	Overhaul Kit, M41 1975-Up.....	1.....	N/A
MASTER L/STEEL KITS				
NI.....	DK6600KS.....	Master L/Steels Kit, M41 With Transfer Case Plates 1975-Up.....	1.....	N/A
MASTER W/STEELS KITS				
NI.....	DL6600K.....	Master W/Steels Kit, M41 With Transfer Case Plates 1975-Up.....	1.....	N/A
FILTERS				
010.....	66423.....	Filter, M41 1975-Up.....	1.....	31728-X0F00
BANDS				
022.....	66320A.....	Band, M41 Intermediate, 1975-Up.....	1.....	31630-AA030
BUSHINGS				
030.....	K66000J.....	Bushing Kit, M41.....	1.....	TBA
METAL CLAD SEALS				
070.....	66550J.....	Seal, M41 Front.....	1.....	80674-2110
071.....	66556.....	Seal, M41 Stator Shaft Front, 1982-94.....	1.....	80762-8040
071.....	66552.....	Seal, M41 Stator Shaft Rear, 1975-79.....	1-2.....	80673-2020
071.....	66552A.....	Seal, M41 Stator Shaft Rear, 1980-82.....	1.....	80672-8030
071.....	66556A.....	Seal, M41 Stator Shaft Rear, 1983-94.....	1.....	80672-8050
072.....	3768.....	Seal, M41 Linkage.....	1.....	3789137
073.....	66551A.....	Seal, M41 4x4 Transfer/Intermediate Drive Shaft To Case.....	2.....	80672-1020
074.....	66558.....	Seal, M41 Rear Transfer Case Extension Housing, 1983-94.....	1.....	80673-5070
075.....	66551.....	Seal, M41 Differential & Reduction Case (Output Drive Gear) 1975-82.....	1.....	80674-2130
076.....	66548.....	Seal, M41 Right Axle (1 3/4" OD Of Differential Output Shaft) 1975-92.....	1.....	TBA
076.....	66548A.....	Seal, M41 Right Axle (2" OD Of Differential Output Shaft) (4x4 With Turbo) 1975-93.....	1.....	TBA
077.....	66549.....	Seal, M41 Left Axle (1 3/4" OD) 1975-92.....	1.....	TBA
077.....	66549A.....	Seal, M41 Left Axle (4x4 With Turbo) 1975-92.....	1.....	TBA
077.....	66547.....	Seal, M41 Differential, Left (4x4) 1985-Up.....	1.....	80873-0032
077.....	66546.....	Seal, M41 Differential, Right (4x4) 1985-Up.....	1.....	80673-0031
078.....	66554.....	Seal, Speed-O Shaft (10x18x7mm) 1975-Up.....	1.....	80671-2030
079.....	66553.....	Seal, M41 Governor To Case.....	1.....	TBA
083.....	66545.....	Seal, M41 Reduction Drive Gear Support (2.280" OD) (1.570" ID) (Presses Into # 709).....	2.....	80674-0030
FRICTIONS				
100.....	66304.....	Friction, M41 Forward & Direct Clutch (.063").....	6-7.....	0338-19-500A
108.....	66304.....	Friction, M41 Forward & Direct Clutch (.063") (Use 66304).....	6-7.....	0338-19-500A
114.....	66504A.....	Friction, M41 Low/Reverse Clutch (.092") 1975-82.....	3-4.....	340798710
114.....	66503.....	Friction, M41 Low/Reverse Clutch (.095") (With Grooves) 1983-84.....	3-4.....	340798720
114.....	66504B.....	Friction, M41 Low/Reverse Clutch (.095") (Smooth) 1985-Up.....	5.....	31662AA010
114.....	66504C.....	Friction, M41 Low/Reverse Clutch (.091") (Smooth) 1985-Up.....	5.....	31662AA020
118.....	66404.....	Friction, M41 Transfer Clutch (.114").....	3-4.....	31588AA041
STEELS				
120.....	66305.....	Steel, M41 Forward & Direct Clutch (.079").....	6-7.....	45361-0100
128.....	66305.....	Steel, M41 Forward & Direct Clutch (.079") (Use 66305).....	6-7.....	45361-0100
134.....	66505A.....	Steel, M41 Low/Reverse Clutch (.071").....	4-7.....	34425-8700
134.....	66506.....	Steel, M41 Low/Reverse Clutch (.071") 1983-84.....	4-5.....	34425-8710
134.....	66506A.....	Steel, M41 Low/Reverse Clutch (.091").....	5.....	31666AA010
138.....	66405.....	Steel, M41 Transfer Clutch (.071").....	2-3.....	31589AA000
PRESSURE PLATES				
140.....	66307.....	Pressure Plate, M41 Forward & Direct (Selective .190"-.295").....	1.....	TBA
148.....	66307A.....	Pressure Plate, M41 Forward & Direct Clutch.....	1.....	TBA
154.....	66508.....	Pressure Plate, M41 Low/Reverse Clutch (*Specify Thickness .307" To .378").....	1.....	TBA
154.....	66508.....	Pressure Plate, M41 Low/Reverse Clutch (.464").....	1.....	TBA
154.....	66508D.....	Pressure Plate, M41 Low/Reverse Clutch (.503").....	1.....	TBA
158.....	66306.....	Pressure Plate, M41 Transfer Clutch (Top) (*Specify Thickness .185" To .232").....	1.....	447677000
159.....	66306A.....	Pressure Plate, M41 Transfer Clutch (Bottom).....	1.....	TBA
MODULATORS				
160.....	66830X.....	Modulator, M41 Screw In Adjustable (.91" Diaphragm) Non Turbo.....	1.....	31931-AA001
160.....	66834.....	Modulator, M41 Screw In Adjustable (.84" Diaphragm) Turbo.....	1.....	TBA
SEALING RINGS				

SUBARU

M41, M41A 3-SPEED

ILL#	Part#		QTY	REF#
175.....	K66901J.....	Ring Kit, M41 1975-Up.....	1.....	TBA
179.....	66227.....	Ring, M41 Direct Drum (1.732" OD) (Metal).....	2.....	TBA
179.....	66227T.....	Ring, M41 Direct Drum (1.732" OD) (Teflon).....	2.....	TBA
180.....	87300.....	Ring, M41 Transfer Case Output Shaft (Metal).....	1.....	TBA
717.....	87300.....	Ring, M41 Transfer Case Output Shaft (Metal).....	1.....	TBA
181.....	66228.....	Ring, Forward Drum (1.692" OD) (Metal).....	2.....	TBA
181.....	66228T.....	Ring, Forward Drum (1.692" OD) (Teflon).....	2.....	TBA
189.....	66235T.....	Ring, Governor, Small (Teflon).....	3.....	TBA
189.....	45307T.....	Ring, Governor, Large (Teflon).....	3.....	TBA
189.....	87307T.....	Ring, M41 Governor Support (Teflon).....	2.....	TBA
WASHERS & BEARINGS				
200.....	K66907J.....	Washer Kit, M41 1975-Up.....	1.....	TBA
208.....	66208J.....	Washer, M41 Under Pinion Nut.....	1.....	TBA
211.....	66707.....	Washer, M41 Direct Drum (1.50mm) (.059").....	1.....	D37Z-7D014-F
211.....	66707A.....	Washer, M41 Direct Drum (1.50mm) (.067").....	1.....	TBA
211.....	66707B.....	Washer, M41 Direct Drum (1.90mm) (.075").....	1.....	TBA
211.....	66707C.....	Washer, M41 Direct Drum (2.10mm) (.083").....	1.....	TBA
211.....	66707D.....	Washer, M41 Direct Drum (2.30mm) (.091").....	1.....	TBA
211.....	66707E.....	Washer, M41 Direct Drum (2.50mm) (.098").....	1.....	TBA
211.....	66707F.....	Washer, M41 Direct Drum (2.70mm) (.106").....	1.....	31528-X0104
228.....	66790A.....	Race, M41 Forward Drum To Stator (3 Tab) 1975-83.....	2.....	TBA
229.....	66789A.....	Bearing W/Race, M41 Forward Drum To Stator 1975-83.....	2.....	TBA
229.....	66789AB.....	Bearing W/Race, M41 Forward Drum To Stator (1 Piece) 1984-Up.....	2.....	TBA
234.....	66785A.....	Race, M41 Forward Hub To Shell (Rear).....	1.....	TBA
235.....	66786A.....	Bearing, M41 Hub To Shell.....	1.....	TBA
236.....	6678A.....	Race, M41 Hub To Shell (Front).....	1.....	TBA
241.....	66782.....	Bearing, M41 Fwd Sun Gear To Rev Sun Gear (For 30T & 31T Fwd Sun Gear).....	1.....	TBA
241.....	66782A.....	Bearing, M41 Forward Sun Gear To Reverse Sun Gear (For 28T Forward Sun Gear).....	1.....	TBA
242.....	66781.....	Race, M41 Forward Sun Gear To Reverse Sun Gear (For 30T & 31T Fwd Sun Gear).....	1.....	TBA
242.....	66781A.....	Race, M41 Forward Sun Gear To Reverse Sun Gear (For 28 Teeth Forward Sun Gear).....	1.....	TBA
246.....	66788A.....	Race, M41 Planet (Inner) 1984-Up.....	1.....	TBA
251.....	66784A.....	Bearing W/Race, M41 Planet (Outer).....	1.....	TBA
265.....	66792A.....	Washer, M41 Governor To Cover.....	1.....	TBA
271.....	66441.....	Ball Bearing, M41 Rear Transfer Output Shaft.....	1.....	TBA
274.....	66793A.....	Ball Bearing, M41 Pinion Shaft.....	1.....	TBA
274.....	66793B.....	Ball Bearing, M41 Pinion Shaft.....	1.....	TBA
277.....	66442.....	Shim, M41 Under Pinion Bearing.....	1.....	TBA
279.....	66443.....	Ball Bearing, M41 Reduction Drive.....	1.....	TBA
280.....	66444.....	Collar, M41 Reduction Driven Gear To Ball Bearing.....	1.....	TBA
282.....	66445.....	Washer, M41 Driven Transfer Gear To Ball Bearing.....	1.....	TBA
283.....	66446.....	Ball Bearing, M41 Driven Transfer.....	1.....	TBA
284.....	66447.....	Shim, M41 Pump Cover To Ball Bearing.....	1.....	TBA
285.....	66448.....	Caged Needle Bearing, M41 Output Shaft To Driven Transfer Gear.....	1.....	TBA
286.....	66449.....	Ball Bearing, M41 Front Transfer Drive Gear.....	1.....	TBA
287.....	66451.....	Washer, M41 Transfer Clutch Drum To Driven Transfer Gear.....	1.....	TBA
288.....	66452.....	Shim, M41 Reduction Drive Gear To Collar.....	1.....	TBA
GASKETS				
300.....	66500.....	Gasket, M41 Bottom Pan(13-Bolt) 1975-82.....	1.....	34539-3600
300.....	66500A.....	Gasket, M41 Bottom Pan(14-Bolt) 1983-89.....	1.....	44539-7000
300.....	66500B.....	Gasket, M41 Bottom Pan(14-Bolt) 1990-Up.....	1.....	31397-AA050
303.....	66502.....	Gasket, M41 Differential To Case 1975-82.....	1.....	TBA
303.....	66502A.....	Gasket, M41 Differential To Case 1983-Up.....	1.....	TBA
310.....	66501.....	Gasket, M41 Pump To Case 1975-82.....	1.....	TBA
310.....	66501A.....	Gasket, M41 Pump To Case 1983-89.....	1.....	TBA
310.....	66501B.....	Gasket, M41 Pump To Case 1990-94.....	1.....	TBA
318.....	66511.....	Gasket, M41 Differential To Bell Housing 1975-82.....	1.....	TBA
318.....	66511A.....	Gasket, M41 Differential To Bell Housing 1983-Up.....	1.....	TBA
TECHNICAL MANUALS				
400.....	TMSUB3.....	Technical Manual, M41 3 Speed Subaru.....	1.....	83-SUBA3TM
ELECTRICAL COMPONENTS				
433.....	66931A.....	Solenoid, M41 Transfer Clutch.....	1.....	TBA
434.....	66932A.....	Solenoid, M41 Kickdown.....	1.....	TBA
437.....	66933A.....	Switch, M41 Temperature (Transfer Case).....	1.....	TBA
PUMPS & PUMP COMPONENTS				

M41, M41A 3-SPEED

ILL#	Part#		QTY	REF#
511.....	66950A.....	Pump/Rear Cover, M41 2WD (6 Bolt) 1975-82.....	1.....	TBA
511.....	66950AB.....	Pump/Rear Cover, M41 2WD (8 Bolt) 2 Hole Mount 1983-84.....	1.....	TBA
511.....	66950AC.....	Pump/Rear Cover, M41 2WD (8 Bolt) 3 Hole Mount 1985-Up.....	1.....	TBA
511.....	66950AD.....	Pump/Rear Cover, M41 4x4.....	1.....	TBA
520.....	66912.....	Stator W/Gears, M41 1975-82.....	1.....	TBA
520.....	66912AB.....	Stator W/Gears, M41 (Takes A 3 Tab Race #228) 1983.....	1.....	TBA
520.....	66912A.....	Stator W/Gears, M41 (Takes A 1 Piece Bearing #229) 1984-Up.....	1.....	TBA
520.....	66915.....	Stator W/Gears, M41, 4X4, 1984-Up.....	1.....	TBA
529.....	66601A.....	Converter Reactor, M41 (4 1/2" long).....	1.....	TBA
529.....	66601AB.....	Converter Reactor, M41 (5 3/16" Long) (1 7/8" ID Where The Rear Seal Presses In).....	1.....	TBA
529.....	66601AA.....	Converter Reactor, M41 (5 3/16" Long) (1 3/4" ID Where The Rear Seal Presses In).....	1.....	TBA
529.....	66601AC.....	Converter Reactor, M41 (4 3/8" Long) (1 7/8" OD Of Rear Seal).....	1.....	TBA
529.....	66601AD.....	Converter Reactor, M41 (4 3/4" Long).....	1.....	TBA

DRUMS & CLUTCH HUBS

554.....	66437A.....	Drum, M41 Forward (Overall Height 3 5/16").....	1.....	TBA
554.....	66437AB.....	Drum, M41 Forward (Overall Height 3 1/16").....	1.....	TBA
554.....	66437AA.....	Drum, M41 Forward (Overall Height 3 1/16") Uses 1 Piece Bearing #229.....	1.....	TBA
555.....	66438A.....	Drum M41 Direct Clutch (3 Clutch).....	1.....	TBA
555.....	66438AB.....	Drum, M41 Direct Clutch (4 Clutch).....	1.....	TBA
559.....	66955.....	Drum, M41 Transfer Clutch.....	1.....	TBA
564.....	K66764J.....	Piston Kit, M41 Forward Clutch.....	1.....	TBA
565.....	K66765J.....	Piston Kit, M41 Direct Clutch.....	1.....	TBA
567.....	K66767J.....	Piston Kit, M41 Low/Reverse Clutch.....	1.....	TBA
569.....	K66769J.....	Piston Kit, M41 Transfer Clutch.....	1.....	TBA
574.....	66418A.....	Clutch Hub, M41 Forward Clutch 1975-84.....	1.....	TBA
574.....	66418AB.....	Clutch Hub, M41 Forward Clutch 1985-Up.....	1.....	TBA

PLANETS, RING GEARS, SUN GEARS & CENTER SUPPORTS

584.....	66409A.....	Planet W/Sprag, M41(30 Teeth Forward Sun Gear) Aluminum Housing.....	1.....	TBA
584.....	66409AB.....	Planet W/Sprag, M41 (30 Teeth Forward Sun Gear) 4 5/16" OD Hub (Cast Iron Hsg).....	1.....	TBA
584.....	66409AG.....	Planet W/Sprag, M41 (30 Teeth Forward Sun Gear) 4 1/8" OD Hub (Cast Iron Hsg).....	1.....	TBA
584.....	66409AC.....	Planet W/Sprag, M41 (31 Teeth Forward Sun Gear) Cast Iron Housing.....	1.....	TBA
584.....	66409AF.....	Planet W/Sprag, M41 (28T Fwd Sun Gr) 4 5/8" OD Hub (Cast Iron Housing).....	1.....	TBA
		6-Pinions All Same Size.....		
584.....	66409AH.....	Planet W/Sprag, M41 (28T Fwd Sun Gr) 4 5/16" OD Hub (Cast Iron Housing).....	1.....	TBA
584.....	66409AJ.....	Planet W/Sprag, M41 (28T Fwd Sun Gr) 4 5/8" OD Hub (Cast Iron Housing).....	1.....	TBA
		The Pinion Pins Have 3 Small And 3 Large Pins.....		
594.....	66439A.....	Ring Gear, M41 Planet (79 Teeth).....	1.....	TBA
594.....	66439AC.....	Ring Gear, M41 Planet (78 Teeth).....	1.....	TBA
594.....	66493AB.....	Ring Gear, M41 Planet (73 Teeth).....	1.....	TBA
612.....	66415A.....	Sun Gear, M41 Forward (30 Teeth).....	1.....	TBA
612.....	66415AA.....	Sun Gear, M41 Forward (30 Teeth) .645" Thick Gears.....	1.....	TBA
612.....	66415AB.....	Sun Gear, M41 Forward (31 Teeth).....	1.....	TBA
612.....	66415AC.....	Sun Gear, M41 Forward (28 Teeth) .850" Thick Gears.....	1.....	TBA
612.....	66415AD.....	Sun Gear, M41 Forward (28 Teeth) .746" Thick Gears (No Groove).....	1.....	TBA
612.....	66415AE.....	Sun Gear, M41 Forward (28 Teeth) .746" Thick Gears (1 Groove).....	1.....	TBA
614.....	66416A.....	Sun Gear, M41 Reverse (Rear) 36 Teeth.....	1.....	TBA
614.....	66416AA.....	Sun Gear, M41 Reverse (Rear) 35 Teeth (1.925" OD Gear) 3.050" Long.....	1.....	TBA
614.....	66416AB.....	Sun Gear, M41 Reverse (Rear) 35 Teeth (1.925" OD Gear) 3.150" Long.....	1.....	TBA
614.....	66416AC.....	Sun Gear, M41 Reverse (Rear) 35 Teeth (2.000" OD Gear) 3 1/8" Long.....	1.....	TBA
622.....	66414A.....	Shell, M41 Connecting 1975-84.....	1.....	TBA
622.....	66414AB.....	Shell, M41 Connecting 1985-Up.....	1.....	TBA
630.....	66865J.....	Center Support, M41 (2 1/8" OD Of Sprag Race).....	1.....	TBA
630.....	66865JA.....	Center Support, M41 (2 1/4" OD Of Sprag Race).....	1.....	TBA

SPRAGS & ONE WAY CLUTCHES

652.....	66724A.....	Sprag, M41 1975-84.....	1.....	TBA
652.....	66724B.....	Sprag, M41 1985-Up.....	1.....	TBA

SHAFTS, GOVERNORS & GEARS

671.....	66401A.....	Pump Shaft, M41 (21 3/4" Long).....	1.....	TBA
671.....	66410AB.....	Pump Shaft, M41 (22 1/4" Long) No Check Ball Inside.....	1.....	TBA
671.....	66410AC.....	Pump Shaft, M41 (22 1/4" Long) With Check Ball Inside.....	1.....	TBA
673.....	66866AB.....	Turbine Shaft, M41 (20 1/2" Long).....	1.....	TBA
673.....	66866AC.....	Turbine Shaft, M41 (20 15/16" Long) With 3 Lube Holes.....	1.....	TBA
673.....	66866AD.....	Turbine Shaft, M41 (20 15/16" Long) With 2 Lube Holes.....	1.....	TBA
673.....	66866A.....	Turbine Shaft, M41 (20.313" Long).....	1.....	TBA

SUBARU

M41, M41A 3-SPEED

ILL#	Part#		QTY	REF#
675.....	66867A.....	Shaft, M41 Transfer Drive.....	1.....	TBA
678.....	66868A.....	Output Shaft, M41 4x4 Rear Output.....	1.....	TBA
680.....	66411A.....	Governor, M41 (11 Teeth) 1975-79.....	1.....	TBA
680.....	66413A.....	Governor, M41 (12 Teeth) 1980-Up.....	1.....	TBA
684.....	66411P.....	Gear, M41 Governor (11 Teeth) 1975-79.....	1.....	TBA
684.....	66411PA.....	Gear, M41 Governor (12 Teeth) Plastic 1980-Up.....	1.....	44084-7000
684.....	66411M.....	Gear, M41 Governor (12 Teeth) Steel With Pin 1980-Up.....	1.....	31888-AA000
685.....	66413AB.....	Support Sleeve, M41 Governor (1 Ring) Bolts To Differential Case.....	1.....	TBA
685.....	66413AC.....	Support Sleeve, M41 Governor (No Ring) Bolts To Differential Case.....	1.....	TBA
685.....	66413A.....	Support Sleeve, M41 Governor (2 Ring) Bolts To Differential Case.....	1.....	TBA
686.....	66809A.....	Cover, M41 Governor (4 Bolt).....	1.....	TBA
686.....	66809B.....	Cover, M41 Governor (3 Bolt).....	1.....	TBA
707.....	66761A.....	Gear, M41 Reduct Drive (33T Gr) 8-1/2" Shaft (Gov Gear Made On Shaft, Speedo Slides Off).....	1.....	TBA
707.....	66761AC.....	Gear, M41 Reduct Drive (34T Gr) 9" Shaft (Gov & Speed-O Gear Made On Shaft).....	1.....	TBA
707.....	66761AD.....	Gear, M41 Reduct Drive (39T Gr) 9" Shaft (Gov & Speed-O Gear Made On Shaft).....	1.....	TBA
707.....	66761AF.....	Gear, M41 Reduct Drive (39T Gr) 3.622" OD (9" Shaft) Gov & Speedo Made On Shaft.....	1.....	TBA
707.....	66761AG.....	Gear, M41 Reduc Drive (39T) 3.622" OD (9" Shaft) Gov Gear Made On Shaft, Speedo Slides Off.....	1.....	TBA
707.....	66761B.....	Gear, M41 Reduct Drive (45T Gr) 9" Shaft (Gov Gear Made On Shaft, Speedo Slides Off).....	1.....	TBA
707.....	66761BA.....	Gear, M41 Reduct Drive (45T Gr) 3.654" OD (9" Shaft) Gov & Speedo Gr Made On Shaft.....	1.....	TBA
707.....	66761BB.....	Gear, M41 Reduc Drive (42T) 3.52" OD (9" Shaft) Gov Gear Made On Shaft, Speedo Slides Off.....	1.....	TBA
707.....	66761AH.....	Gear, M41 Reduct Drive (38T Gr) 3.544" OD (9" Shaft) Gov & Speedo Made On Shaft.....	1.....	TBA
707.....	66761AE.....	Gear, M41 Reduct Drive (38T Gr) 3.162" OD (9" Shaft) Gov & Speedo Made On Shaft.....	1.....	TBA
707.....	66761BC.....	Gear, M41 Reduct Drive (38T) 3.544" OD (9" Shaft) Gov Gear Made On Shaft, Speedo Slides Off.....	1.....	TBA
707.....	66761BD.....	Gear, M41 Reduct Drive (43T) 9" Shaft (Gov Gr Made On Shaft, Speedo Slides Off).....	1.....	TBA
708.....	66951AB.....	Gear, M41 Reduction Driven (34 Teeth).....	1.....	TBA
708.....	66951AC.....	Gear, M41 Reduction Driven (38 Teeth).....	1.....	TBA
708.....	66951AD.....	Gear, M41 Reduction Driven (35 Teeth).....	1.....	TBA
708.....	66951AE.....	Gear, M41 Reduction Driven (39 Teeth).....	1.....	TBA
708.....	66951AF.....	Gear, M41 Reduction Driven (40 Teeth).....	1.....	TBA
708.....	66951AG.....	Gear, M41 Reduction Driven (42 Teeth) (3.464" OD).....	1.....	TBA
708.....	66951AH.....	Gear, M41 Reduction Driven (42 Teeth) (3.518" OD).....	1.....	TBA
708.....	66951AJ.....	Gear, M41 Reduction Driven (43 Teeth) (3.600" OD).....	1.....	TBA
708.....	66951A.....	Gear, M41 Reduction Driven (33 Teeth).....	1.....	TBA
709.....	66641A.....	Retainer, M41 Oil Seal.....	1.....	TBA
710.....	66956A.....	Gear, M41 Transfer Drive (45 Teeth) (1 Groove).....	1.....	E853116-S
711.....	66642A.....	Thrust Plate, M41 Transfer Drive Gear.....	1.....	TBA
712.....	66952A.....	Gear, M41 Transfer Driven.....	1.....	TBA
DIFFERENTIALS & COMPONENTS				
715.....	66780A.....	Differential Assembly, M41 (33 Teeth) 8 Bolt.....	1.....	TBA
715.....	66780AB.....	Differential Assembly, M41 (35 Teeth) 8 Bolt.....	1.....	TBA
715.....	66780AC.....	Differential Assembly, M41 (37 Teeth) 10 Bolt (1.133" Thick Gear).....	1.....	TBA
715.....	66780AE.....	Differential Assembly, M41 (37 Teeth) 10 Bolt (1.200" Thick Gear).....	1.....	TBA
715.....	66780AD.....	Differential Assembly, M41 (38 Teeth) 10 Bolt (1.162" Thick Gear).....	1.....	TBA
715.....	66780AF.....	Differential Assembly, M41 (87 Teeth) 10 Bolt (1.048" Thick Gear).....	1.....	TBA
725.....	66643A.....	Retainer, M41 Differential (Aluminum) Screws In Differential Case.....	1.....	TBA
730.....	66920AE.....	Pinion Shaft, M41 (8 Teeth) (2.50" OD) 2WD.....	1.....	TBA
730.....	66920A.....	Pinion Shaft, M41 (9 Teeth) 2WD.....	1.....	TBA
730.....	66920AD.....	Pinion Shaft, M41 (10 Teeth) (2.77" OD) 2WD.....	1.....	TBA
730.....	66920AB.....	Pinion Shaft, M41 (10 Teeth) (2.50" OD) 2WD.....	1.....	TBA
730.....	66920AF.....	Pinion Shaft, M41 (10 Teeth) (2.50" OD) 4x4.....	1.....	TBA
730.....	66920AG.....	Pinion Shaft, M41 (11 Teeth) (2.90" OD) 2WD.....	1.....	TBA
730.....	66920AH.....	Pinion Shaft, M41 (11 Teeth) (2.90" OD) 4x4.....	1.....	TBA
730.....	66920AJ.....	Pinion Shaft, M41 (11 Teeth) (2.65" OD) 4x4.....	1.....	TBA
730.....	66920AC.....	Pinion Shaft, M41 (11 Teeth) (2.65" OD) 2WD.....	1.....	TBA
735.....	66644A.....	Retainer, M41 Bearing.....	1.....	TBA
VALVE BODIES				
740.....	66940A.....	Valve Body, M41.....	1.....	TBA
HOUSINGS, CASES & PANS				
750.....	66600A.....	Bell Housing, M41 (Starter At 12:00).....	1.....	TBA
750.....	66600AB.....	Bell Housing, M41 (Starter At 2:00) 2 Threaded Holes At 12:00.....	1.....	TBA
750.....	66600AC.....	Bell Housing, M41 (Starter At 2:00) 3 Threaded Holes At 12:01.....	1.....	TBA
760.....	66861A.....	Case, M41 (6 Bolt Cover) 2WD.....	1.....	TBA
760.....	66861AB.....	Case, M41 (8 Bolt Cover) 2WD.....	1.....	TBA
760.....	66861AC.....	Case, M41 (8 Bolt Cover) 4x4.....	1.....	TBA
763.....	66862A.....	Housing, M41 Differential Case.....	1.....	TBA

M41, M41A 3-SPEED

ILL#	Part#		QTY	REF#
765.....	66801J	Pan, M41	1	TBA
770.....	66862J	Extension Housing, M41 4x4 (8 1/4" Long)	1	TBA
770.....	66862K	Extension Housing, M41 4x4 (13" Long)	1	TBA
796.....	66081	Nut, M41 Holds Ball Bearing To Pinion Shaft	1	TBA
847.....	66921	Gear, M41 Speed-O Drive	1	TBA
855.....	66141J	Cushion, M41 Forward & Direct Clutch	1	31529-X0100

SERVO, ACCUMULATORS, PISTONS & MISCELLANEOUS

905.....	K66997J	Servo Assembly, M41 Intermediate	1	TBA
906.....	66622J	Spring, M41 Intermediate Servo Return (Small One)	1	TBA
907.....	66997J	Piston, M41 Intermediate Servo	1	TBA
909.....	66623J	Cover, M41 Intermediate Servo	1	TBA
919.....	66082	Screw, M41 Intermediate Band Adjusting	1	TBA
964.....	66764J	Piston, M41 Forward Clutch	1	TBA
965.....	66765J	Piston, M41 Direct Clutch	1	TBA
967.....	66767J	Piston, M41 Low/Reverse Clutch	1	TBA
969.....	66769J	Piston, M41 Transfer Clutch	1	TBA
974.....	66874J	Spring, M41 Forward Clutch Return	1	TBA
975.....	66875J	Spring, M41 Direct Clutch Return	1	TBA
977.....	66419	Beveled Spring, M41 Low/Reverse Clutch Return	1	TBA
979.....	66879J	Spring, M41 Transfer Clutch Return	1	TBA
984.....	66864J	Retainer, M41 Forward Clutch Spring	1	TBA
985.....	66865J	Retainer, M41 Direct Clutch Spring	1	TBA
989.....	66869J	Retainer, M41 Transfer Clutch Spring	1	TBA
991.....	K66628J	Linkage, M41 With Park Rod (Internal)	1	TBA
992.....	66631J	Shift Lever, M41 (External)	1	TBA
995.....	K66629J	Park Pawl Assembly, M41	1	TBA
999.....	K66632J	Tube Set With Adapter, M41 Valve Body To Servo	1	TBA

Notes

Lined area for notes.